FY 2019-2020
PROPOSED BUDGET

JUNE 4, 2019

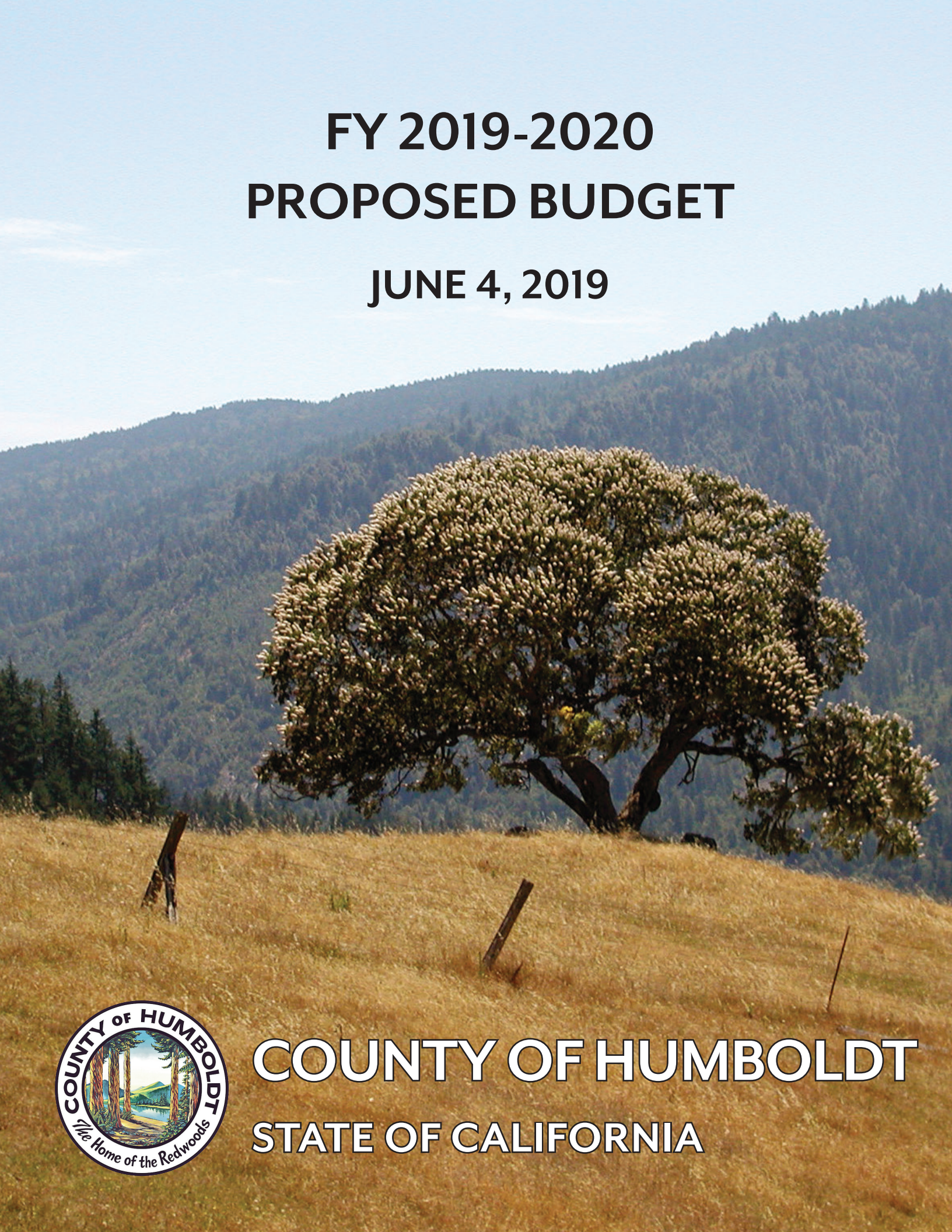

COUNTY OF HUMBOLDT

STATE OF CALIFORNIA

COUNTY OF HUMBOLDT
The Home of the Redwoods

PROPOSED BY



REX BOHN
1ST DISTRICT SUPERVISOR



ESTELLE FENNELL
2ND DISTRICT SUPERVISOR



MIKE WILSON
3RD DISTRICT SUPERVISOR



VIRGINIA BASS
4TH DISTRICT SUPERVISOR



STEVE MADRONE
5TH DISTRICT SUPERVISOR

COUNTY OF HUMBOLDT
The Home of the Redwoods

SECTION A1 - INTRODUCTION & FINANCIAL INFO I
Introduction & Mission Statement I
County Government Structure I
Board Meetings I
Supervisorial District Map II
County Organizational Chart III
Functional Area Summaries IV
Governance Departments V
Law & Justice Departments VI
Health & Human Services VII
Library & Agriculture Departments VIII
Planning & Building IX
Public Works & Aviation Departments X
Transfers & Contingencies XI
Strategic Framework XII
Budget Performance Measures for 2019-20 XIV
7-Year Forecast XV
Revenues XV
Operational Impacts/Budgetary Concerns XXI
Budget Calendar XXVII
Fund Types & Structure XXIX
Fund Type Chart XXIX
Budget/Financial Policies XXXI
Balanced Budget XXXI
Basis of Accounting XXXII
Budget Amendment XXXII
General Fund Contingency Reserve XXXIII
General Fund Reserve XXXIV
Deferred Maintenance XXXV
Debt Limits XXXVI
Debt Management XXXVI
Funding of Capital Improvements XXXVIII
Maintenance, Replacement & Renewal/FLIP XXXVIII
Debt Advisory Committee XXXVIII
County Budget Formula XXXIX
Budget Schedule Flowchart XL
Reading A Schedule 9 XLI

SECTION A2 - BUDGET-IN-BRIEF **A1**
Letter From County Administrative Officer Amy Nilsen A1
Strategic Framework A7
Budget Process A8
Total Budget A9
Revenues A10
General Fund A11
Tax Revenues A12

Challenges & Opportunities A13
Performance Measures A16
Measure Z A17
Public Safety A18
Cannabis Cultivation A19
A Look Ahead - General Fund Projection A20
Community Connections A21
Helping Humboldt A24
Organizational Chart A25
Staying Involved A26

SECTION A3 - COUNTY PROFILE i

SECTION B - GOVERNANCE
Assessor (1100 113) B1
Auditor-Controller B5
Board of Supervisors B9
Clerk-Recorder Summary B12
Clerk-Recorder (1100 271) B15
Elections (1100 140) B18
Record Conversion (1310 267) B21
County Administrative Office Summary B23
ADA Compliance (3552 152) B26
CAO Management & Budget Team (1100 103) B29
Communications (3521 151) B33
Economic Development (1120 275) B35
Headwaters Fund (1120 286) B39
Workforce Development Board (1120 287) B40
Economic Development Promotion (1100 181) B41
Fish & Game Advisory Commission (1700 290) B43
Forester & Warden (1100 281) B45
Information Technology (3550 118) B47
Purchasing & Disposition Team (3555 115) B50
County Counsel B52
Human Resources Summary B56
Personnel Services (1100 130) B59
Risk Management B62
Measure Z B72
Certificates of Participation - Payments (1100 190) B79
Contingency Reserve (1100 990) B81
Contributions to Other Funds (1100 199) B83
Criminal Justice Construction B87
Courthouse Construction B89
General Purpose Revenues (1100 888) B91
Treasurer-Tax Collector Summary B93
Treasurer-Tax Collector B98
Revenue Recovery (1100 114) B99

SECTION C - LAW & JUSTICE

Child Support Services (1380 206) C1
Courts - County Contribution (1100 250) C5
District Attorney Summary C7
- District Attorney (1100 205) C11
- Victim Witness Program (1100 208) C12
- Child Abuse Services Team- CAST (1100 211) C13
- Victim Witness Compensation (1100 220) C15
- Victim Outreach & Advocacy (1100 291) C16
- District Attorney Measure Z (1100 295) C17

Grand Jury (1100 217) C19
Probation Summary C21
- Court Investigations & Field Services C24
  - Juvenile Justice Crime Prevention (1100 202) C25
  - Probation (1100 235) C26
  - Drug Court (1100 245) C28
  - Title IV-E Waiver & Resolution (1100 257) C29
  - Probation Realignment (3741 294) C30
- Juvenile Detention Services C31
  - Juvenile Hall (1100 234) C32
  - Regional Facility (1100 254) C33
- Probation Measure Z (1100 296) C35

Public Defender Summary C37
- Public Defender (1100 219) C40
- Conflict Counsel (1100 246) C41
- Public Defender Measure Z (1100 292) C42

Sheriff-Coroner's Office Summary C43
Custody Services C46
- Correctional Facility/Jail C48
- Correctional Facility Realignment (1100 244) C50
- Inmate Welfare Fund (3884 127) C51

Sheriff's Operations C52
- Sexual Assault Felony Enforcement - SAFE (1100 124) C56
- Emergency Mitigation Performance Grant- EMPG (1100 274) C57
- CAL-ID/Remote Area Network (3495-126) C59
- Hazard Mitigation Grant Program (1100 129) C60
- Sheriff Citizens On Patrol - SCOP (3745 131) C61
- USDA Forest Serv. CAMP Grant A (1100 132) C62
- USDA Forest Serv. CSD Grant B (1100 133) C63
- Homeland Security Grant #1 (1100 213) C64
- Sheriff's Operations (1100 221) C65
- Airport Security (1100 225) C68
- Domestic Cannabis Eradication Grant (1100 228) C69
- Boating Safety (1100 229) C71
- Court Security (1100 260) C73
- Drug Task Force - DTF (3644 265) C74
- Coroner/Public Administrator (1100 272) C75

Homeland Security Grant #2 (1100 494) C76
Byrne JAG Local Grant (1100 499) C77
Animal Shelter & Control (1100 278) C78
Sheriff's Measure Z (1100 297) C81

SECTION D - HEALTH & HUMAN SERVICES
Health & Human Services Summary D1
DHHS Administration D6
General Relief (1100 525) D8
DHHS Administration (1160 516) D9
DHHS Measure Z (1100 293) D10
Mental Health Branch D12
Substance Use Disorder D15
Healthy Moms D18
Mental Health Services D19
Mental Health Administration (1170 424) D24
Housing, Outreach & Mobile Engagement - HOME (1170 426) D26
Jail Programs (1170 427) D28
HumWORKS (1170 475) D29
Mental Health Services Act - MHSA (1170 477) D30
Transition Age Youth System - TAY (1170 478) D31
Sempervirens/Crisis Services Unit (1170 495) D32
Adult Services (1170 496) D33
Children's Mental Health (1170 497) D34
Medication Support (1170 498) D35
Social Services Branch D36
Employment Training Division D37
Supplemental Displaced Worker (1190 584) D39
Employment Training Staff (1190 597) D40
Social Services Assistance D41
SB 163 Wraparound Program (1110 515) D43
Temp. Assistance to Needy Families - TANF (1110 517) D44
Foster Care (1110 518) D45
Social Services Division D46
Public Guardian (1160 273) D49
Older Adults (1160 504) D50
CalWORKS (1160 505) D51
In-Home Support Services Public Authority - IHSS (1160 506) D52
Child Welfare Services - CWS (1160 508) D53
Social Services Administration (1160 511) D55
Veterans' Services (1160 599) D57
Public Health Branch D58
Public Health Administration D59
Inmate/Indigent Medical Care (1100 490) D64
MAA/TCM Claims Administration (1175 403) D65
EMS (1175 410) D66
Oral Health (1175 413) D67

TB Control (1175 419) D68
Immunization Program (1175 428) D69
Clinic Services (1175 422) D70
Public Health Lab (1175 435) D71
Emergency Preparedness (1175 455) D72
Outside Agency (1175 434) D73
Division of Environmental Health D74
Env. Health Consumer Protection (1175 406) D76
Hazardous Materials (1175 411) D77
Local Enforcement Agency (1175 430) D79
Env. Health Land Use (1175 486) D80
Healthy Communities Division D81
Childhood Lead Program (1175 407) D85
Tobacco Education (1175 412) D86
Health Education (1175 414) D87
Women, Infants & Children - WIC (1175 415) D88
Nutrition & Physical Activity (1175 433) D89
CARE NORCAP (1175 437) D90
Fiscal Agent Care/Housing (1175 449) D91
Drug Free Community (1175 451) D92
Alcohol & Other Drugs Prevention (1175 452) D93
Suicide Prevention & Stigma (1175 454) D94
HOPWA/NORCAP (1175 470) D95
Family Violence Prevention (1175 488) D96
Maternal, Child & Adolescent Health/Public Health Nursing Division D97
Field Nursing (1175 416) D99
Child Health & Disability Prevention (1175 418) D101
Maternal, Child & Adolescent Health - MCAH (1175 420) D102
California Home Visiting Program (1175 421) D103
Nurse Family Partnership (1175 426) D104
MCAH Personnel (1175 460) D105
California Children's Services (1175 493) D106

SECTION E - LIBRARY & AGRICULTURE

Department of Agriculture E1
Wildlife Services (1100) E6
Humboldt Cooperative Extension (1100 632) E7
Library (1500 621) E11

SECTION F - PLANNING & BUILDING

Planning & Building Summary F1
Building Inspection (1100 262) F6
Cannabis Planning (1100 268) F8
Code Enforcement (1100 269) F10
Current Planning (1100 277) F12
Advance Planning (1100 282) F14

SECTION G - PUBLIC WORKS & AVIATION
Aviation Summary G1
Murray Field (3530 372) G4
Rohnerville Airport (3530 373) G5
Garberville Airport (3530 374) G6
Dinsmore Airport (3530 375) G7
Kneeland Airport (3530 376) G8
Northern CA Redwood Coast Regional Humboldt Co. Airport - Mckinleyville (3530 381) G9
Aviation Capital Projects (3539 170) G11
Public Works Summary G12
Facilities Management G16
Capital Projects (1100 170) G20
Fleet Services G21
Motor Pool (3500 350) G23
Motor Pool Reserve (3500 351) G24
Heavy Equipment (3540 330) G25
Land Use G26
County Surveyor (1100 168) G29
Roads Right-of-Way (1200 322) G30
Natural Resources (1720 289) G31
Parks & Trails G34
Parks & Recreation (1100 713) G37
Bicycles & Trailways (1710 715) G38
McKay Community Forest (1710 716) G39
Roads G40
Roads Administration (1200 320) G42
Roads Engineering (1200 321) G43
Roads Maintenance (1200 322) G44
Roads - Natural Resources (1200 331) G46
Roads General Purpose Revenue (1200 888) G47
Solid Waste (1100 438) G48
Transportation Services (1150 910) G50
Water Management (1100 251) G52
Public Works Measure Z (1100 298) G55

SECTION H - PERSONNEL ALLOCATIONS H1

SECTION I - FIXED ASSET ALLOCATIONS I1

SECTION J - GLOSSARY & INDEX
Glossary J1
Alphabetical Index J9
Numerical Index J11
Measure Z J13

SCHEDULE 9 TABLES K1

COUNTY GOVERNMENT STRUCTURE

Introduction

The annual budget book serves as the County of Humboldt's primary policy and budget document. It also communicates the Board of Supervisors' strategic framework and how the Board's priorities are met through county programs, services and activities that are aligned at the department level.

The annual budget provides a general overview along with line-item detail on the county's operations and service to the community.

Mission Statement

The County of Humboldt, through the dedication and excellence of its employees, is committed to meeting the needs and addressing the concerns of the community and enhancing the quality of life.

Local Governance

The County of Humboldt is a general law county established in 1853 by the state legislature and is a political subdivision, or unit, of the state. Pursuant to the California Government Code, the Board of Supervisors, which serves as the legislative and executive body of county government and many special districts, is comprised of five full-time members elected by their respective districts. As the governing body of Humboldt County, the Board of Supervisors enacts legislation and determines policies for county departments and various special districts, adopts the annual budget, and fixes salaries. The Board also hears appeals of Planning Commission decisions and considers General Plan amendments.

The county is responsible for providing municipal programs and services in the unincorporated areas of the county, and its powers are limited to those granted by the state. The county budget includes many programs in the areas of health, welfare and law enforcement that are mandated, regulated and primarily funded by the state and federal governments. The Board of Supervisors has limited authority over the policy and administration of these programs.

The county budget also includes funding to provide local services not affected by state laws, such as libraries, land-use planning, county road construction and maintenance and police protection.

There are seven incorporated cities within Humboldt County that provide services to their residents, including the county seat of Eureka. The majority of general government services along with the Sheriff's Office and correctional facility are provided at the Humboldt County Courthouse, 825 Fifth Street in Eureka.

Board of Supervisors Meetings

The Board generally meets every Tuesday in the Board Chambers at 825 Fifth Street in Eureka to discuss and vote on policy items. The Board's meeting schedule and agendas are posted on the Board of Supervisors' website at **humboldtgov.org**. Video broadcasts of meetings (live and archived) are also available online.

COUNTY GOVERNMENT STRUCTURE

Supervisorial District Map



MIKE WILSON
3RD DISTRICT SUPERVISOR



VIRGINIA BASS
4TH DISTRICT SUPERVISOR



REX BOHN
1ST DISTRICT SUPERVISOR
CHAIR

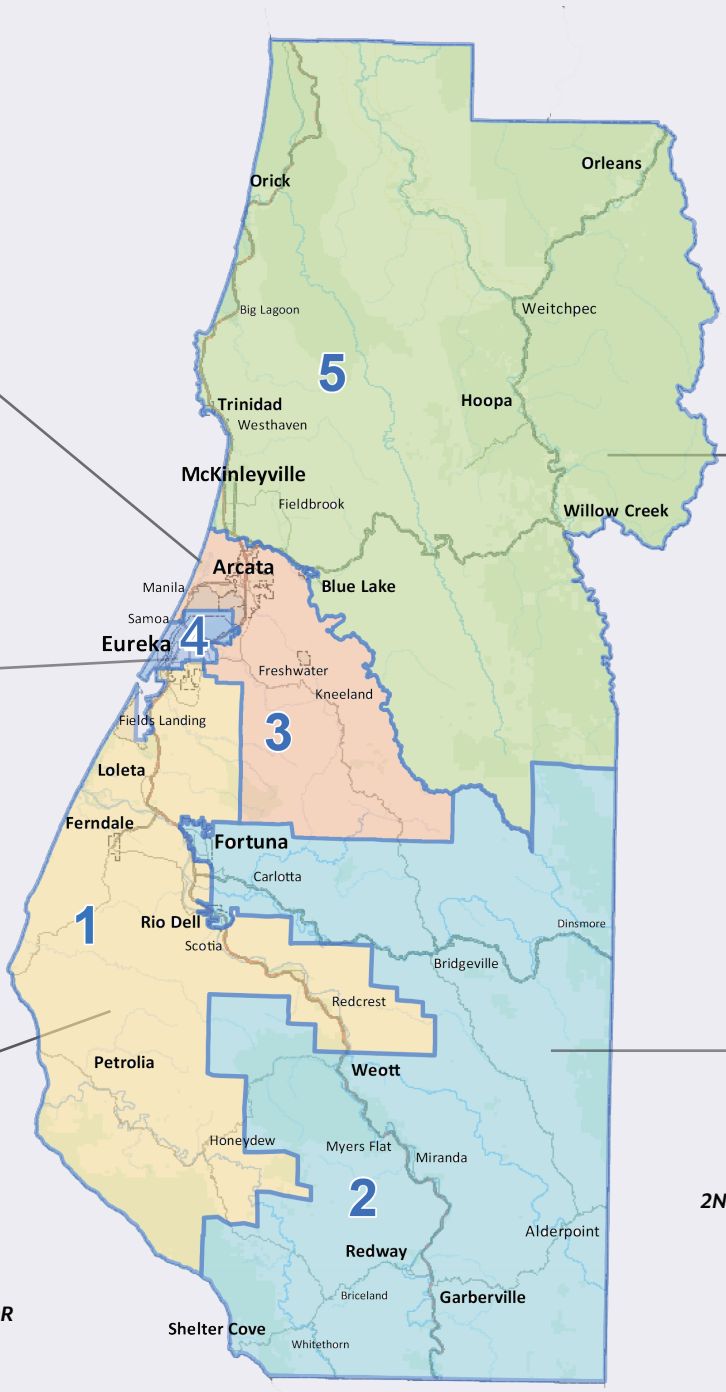



STEVE MADRONE
5TH DISTRICT SUPERVISOR



ESTELLE FENNELL
2ND DISTRICT SUPERVISOR
VICE CHAIR

COUNTY GOVERNMENT STRUCTURE

Organizational Structure

The county organization within the budget document is grouped by service area that represent general categories of service to the community of Humboldt County:

- Governance
- Law & Justice
- Health & Human Services
- Library and Agriculture
- Planning & Building
- Public Works & Aviation

These service areas are comprised of 20 separate departments. Additional information on the service areas of the organization can be found in the specific service area sections of this document. Six departments are directed by officials elected by residents to serve a four-year term: Assessor, Auditor-Controller, Clerk-Recorder, District Attorney, Sheriff-Coroner, and Treasurer-Tax Collector. The remaining officials/department heads are appointed by either the Board of Supervisors or other agencies as outlined in state law.

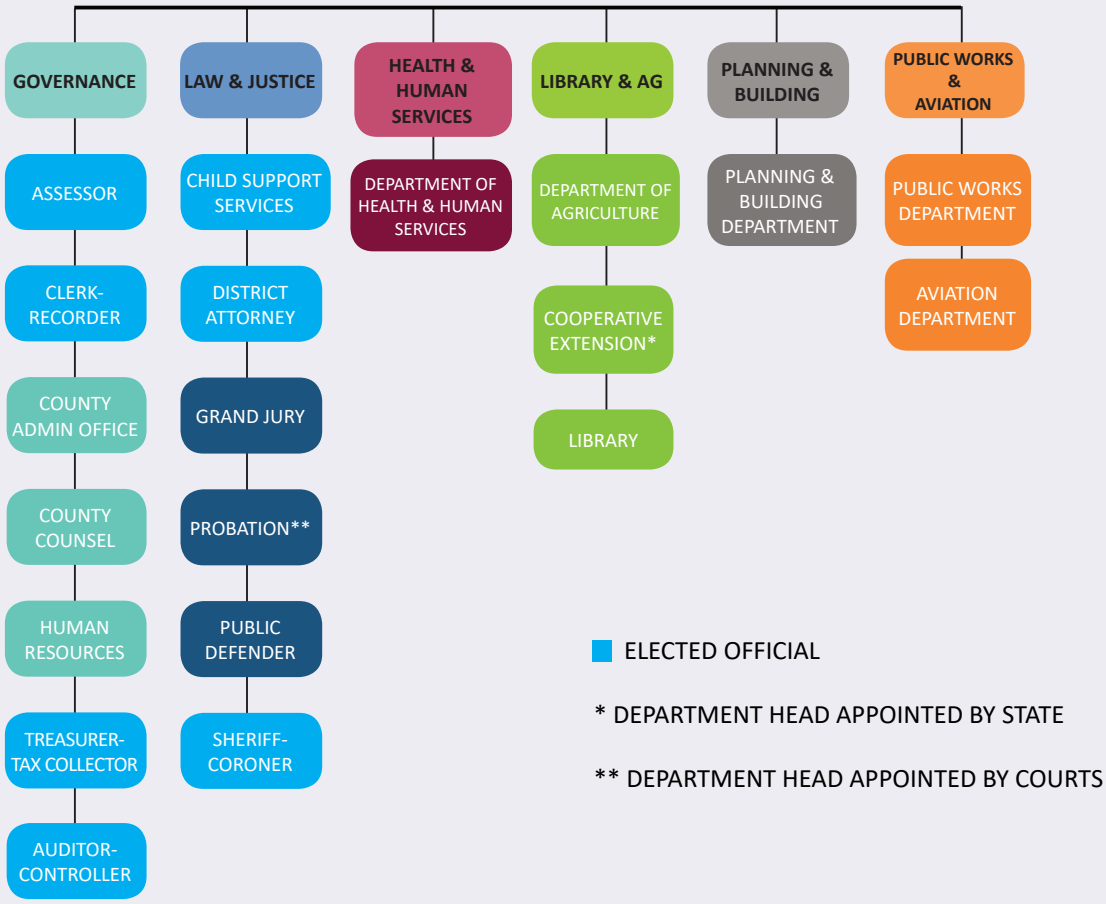

COUNTY GOVERNMENT STRUCTURE

FY 2019-20 Expenditures by Functional Area

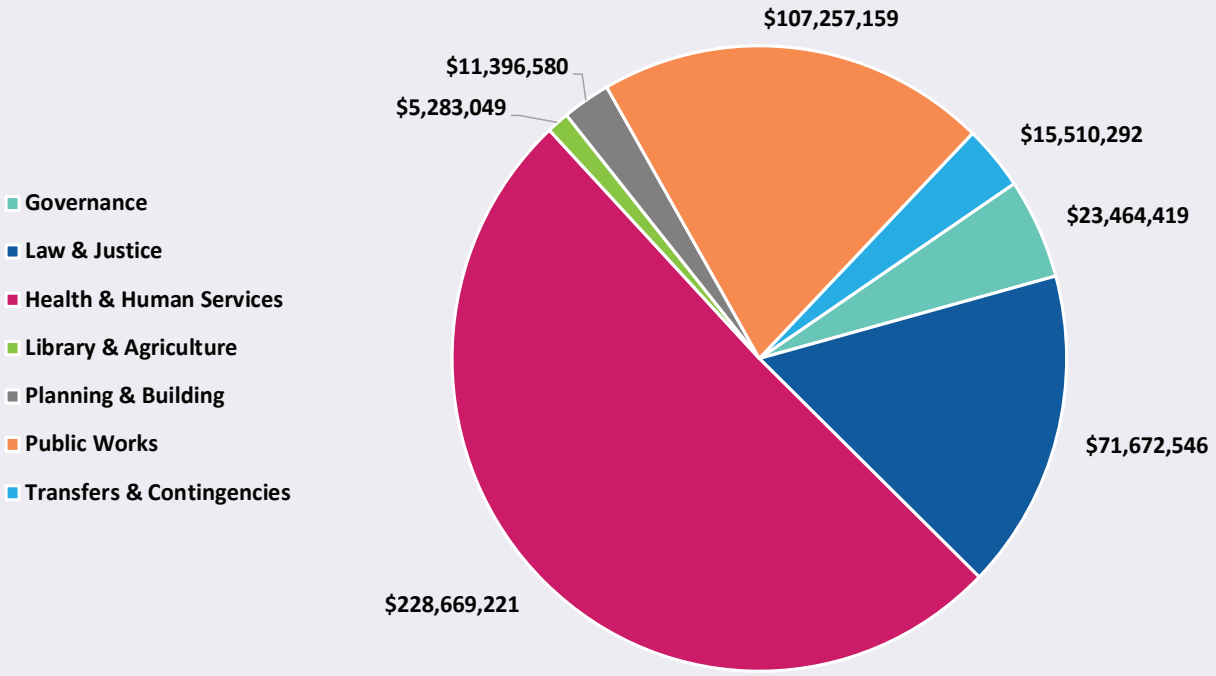

Full Time Equivalent Positions by Functional Area

Total 2467.03

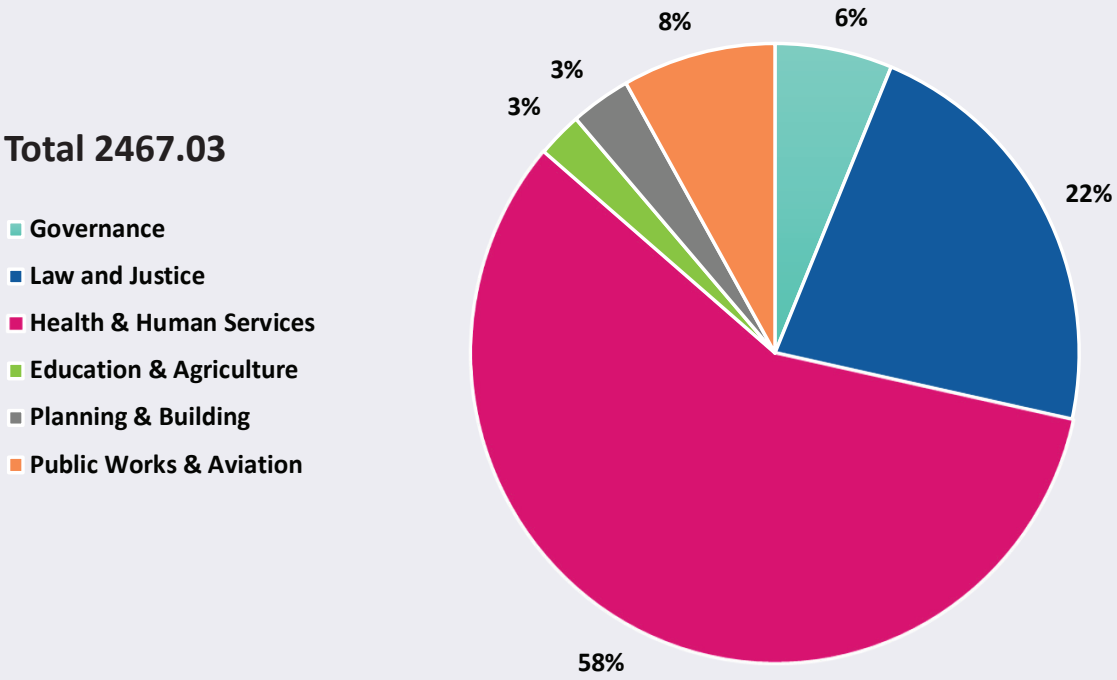

COUNTY GOVERNMENT STRUCTURE

Governance Departments

Assessor: Provides assessment and recording of real property in the county and annually prepares the tax roll and delivers it to the Auditor-Controller.

Auditor-Controller: Exercises general supervision over the accounting of all organizations and administers the county's major financial, payroll, and property tax apportionment systems; prescribes and exercises general supervision over the accounting forms and the method of keeping the accounts of all offices and institutions under the control of the Board of Supervisors and for those entities who maintain their funds in the County Treasury, including special districts and school districts.

Board of Supervisors: Responsible for exercising its legislative and quasi-judicial authority, within budgetary constraints, to provide for the health, welfare, and safety of the residents of the County of Humboldt.

Expenditures $23,428,739

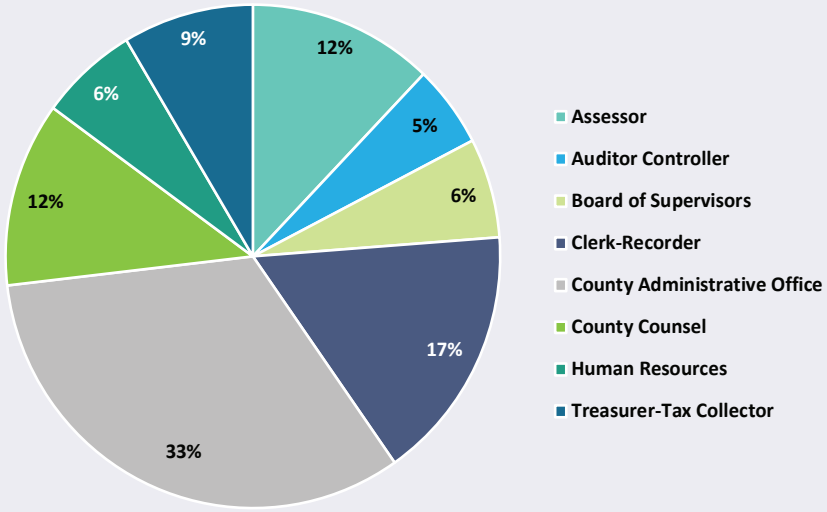

Full Time Equivalent Employees - 154

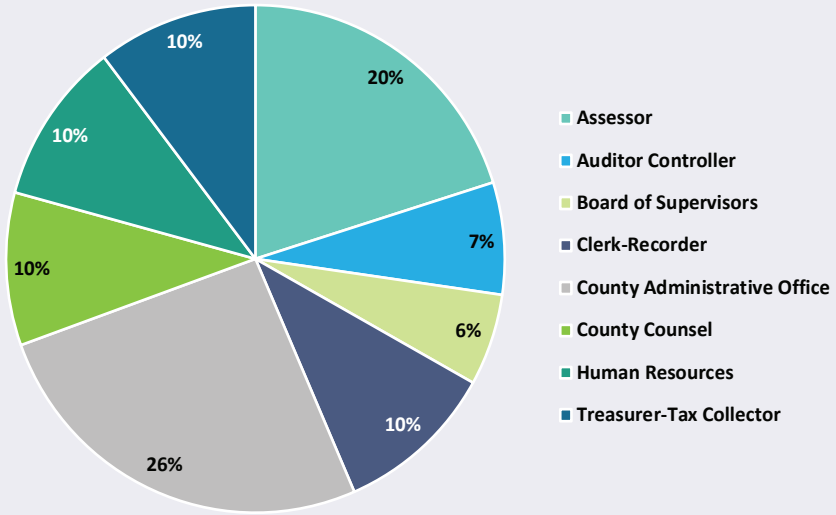

Clerk-Recorder: Records or files various authorized documents and maps, collects transfer tax and other fees, and registers all births, deaths, and public marriages occurring within Humboldt County. Once recorded or filed, the documents and certificates are made available for examination within the office for interested parties.

County Administrative Office: Provides a supportive framework for Board policies and decisions. This department oversees the Americans with Disabilities Act Compliance, Information Technology, Economic Development, Purchasing, and Communications.

COUNTY GOVERNMENT STRUCTURE

County Counsel: Required to provide legal advice to all county officers and departments, boards and commissions, municipal advisory commissions, Grand Jury and special districts governed by the Board of Supervisors.

Human Resources: Provides guidance and assistance to the public, the County Administrative Office, the Board of Supervisors, county employees, and all county departments related to Human Resources management, talent acquisition, employee development, and retention of its workforce. This department oversees Human Resources and Risk Management.

Treasurer-Tax Collector: Responsible for the collection, custody, investment, and disbursements of the funds of the county, school districts, special districts, and trust funds; maintains oversight of revenue recovery operations for Court Collections-AB233 (Public Protection Function) and collections for other county departments.

Law & Justice Departments

Child Support Services: The North Coast Regional Department of Child Support Services provides professional services to locate parents, establish paternity, establish and enforce sustainable child support orders for financial and medical support, and remove barriers to regular and consistent support payments.

District Attorney: The public prosecutor of the county whose authority extends throughout the county, including the incorporated cities, and state and federal lands. The department also oversees Victim Witness and Child Abuse Services Team.

Probation: The Probation Department is an integral part of the criminal justice system and its primary function is to promote public safety by reducing criminal behavior and its impact upon the community.

Expenditures $74,661,127

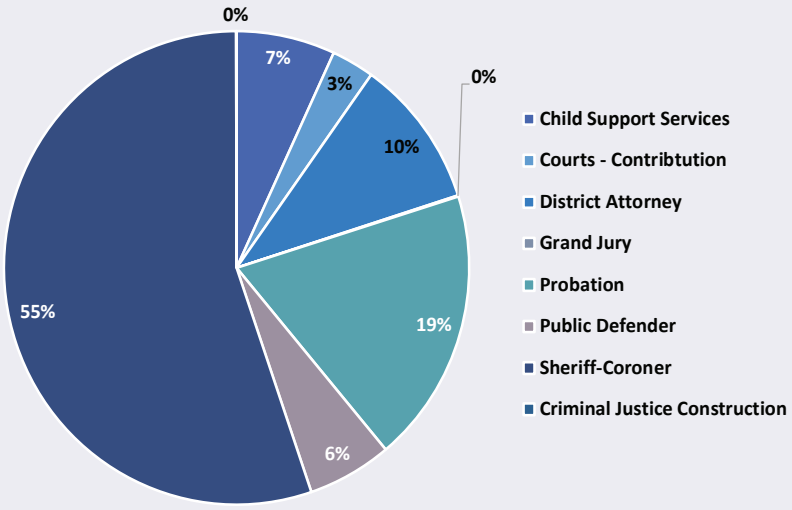

Full Time Equivalent Employees - 547.7

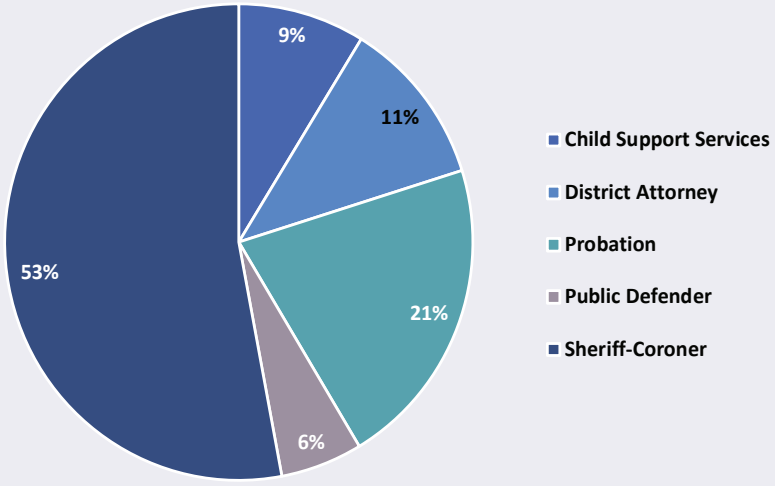

COUNTY GOVERNMENT STRUCTURE

The department oversees the Regional Facility and Juvenile Hall.

Public Defender: The Public Defender is responsible for representing any person financially unable to employ counsel and who is charged with the commission of any contempt or criminal offense within the jurisdiction of the Superior Court of Humboldt County.

Sheriff-Coroner: The offices of Sheriff and Coroner are combined. The Sheriff is the Chief Law Enforcement Officer of the county, whose authority extends throughout the county. The department oversees Animal Control, Coroner-Public Administrator, Custody Services, Operations, and Emergency Services.

Health & Human Services

The Department of Health & Human Services serves the community through coordinated, multi-disciplinary services. The department administers and oversees through the Administration budget unit three core functions, which include Public Health, Social Services and Mental Health.

Public Health: Public Health works closely with the public to promote and safeguard the health and wellness of the people of the County of Humboldt. Public Health oversees the divisions of Administration; Environmental Health; Healthy Communities; Maternal, Child & Adolescent Health; Public Health Nursing; and the Public Health Clinic.

Social Services: Social Services programs focus on the safety of vulnerable children, youth and adults, and assist families and individuals in their journey toward self-sufficiency. State and federal laws that differentiate client populations according to factors such as age, condition, types of services, and various risk factors mandate the majority of the services. Social Services is comprised of the key service areas of the Employment Training Division, Social Services Assistance Division and the Social Services Division.

Expenditures $228,669,221

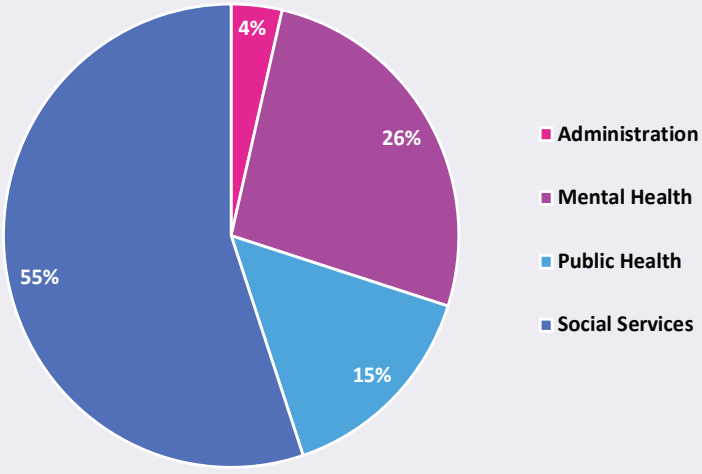

Full Time Equivalent Employees - 1246.53

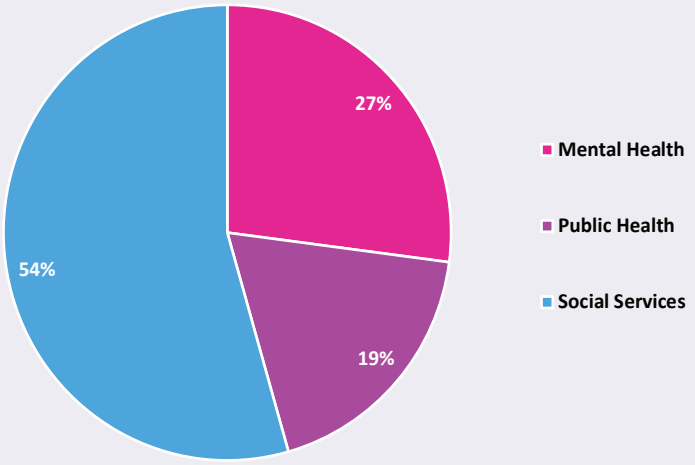

COUNTY GOVERNMENT STRUCTURE

Mental Health: Mental Health programs and services are committed to the principles of recovery, wellness, and discovery. Mental Health includes two primary programs, Alcohol and Other Drugs Division, which assists individuals who have substance use disorders to create and maintain a healthy and balanced lifestyle free of alcohol and other drug abuse, and Mental Health Division that serves the people of Humboldt County whose lives are affected by serious and chronic mental illness.

Library & Agriculture

Agriculture: The Agricultural Commissioner provides environmental protection through agricultural pest exclusion, detection, pesticide use enforcement, and support of US Department of Agriculture animal damage control program; protects consumers by inspecting/testing all commercial weighing devices and enforcing package label laws.

Library: The Humboldt County Library System is a vital community resource that provides service to all county residents and visitors through the Main Library in Eureka, 10 branch libraries, and the Bookmobile. Everyone is welcome to visit and use the Humboldt County Library.

University of California Cooperative Extension (UCCE): The UCCE has worked in partnership with the County of Humboldt and served the local community since it was founded in 1913. The UCCE in Humboldt County is part of a statewide system that serves as the primary public outreach and off-campus delivery vehicle for the UC. This system is designed to provide UC research-based information to landowners, public agencies, private industries, various organizations and the general public.

Expenditures $5,283,049

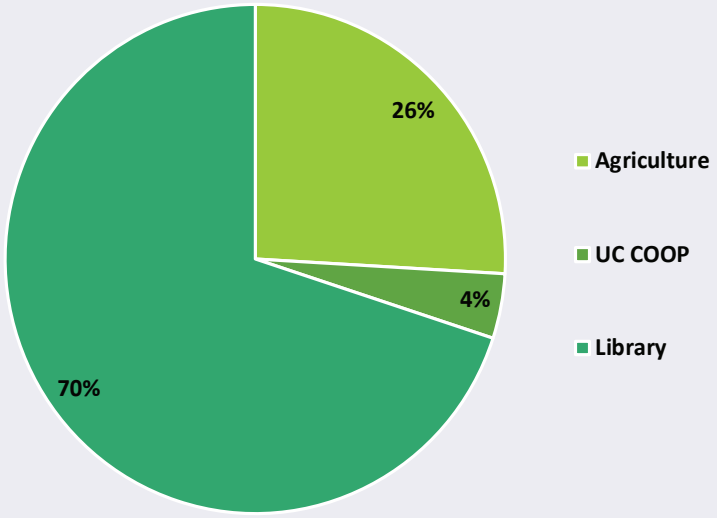

Full Time Equivalent Employees - 37.34

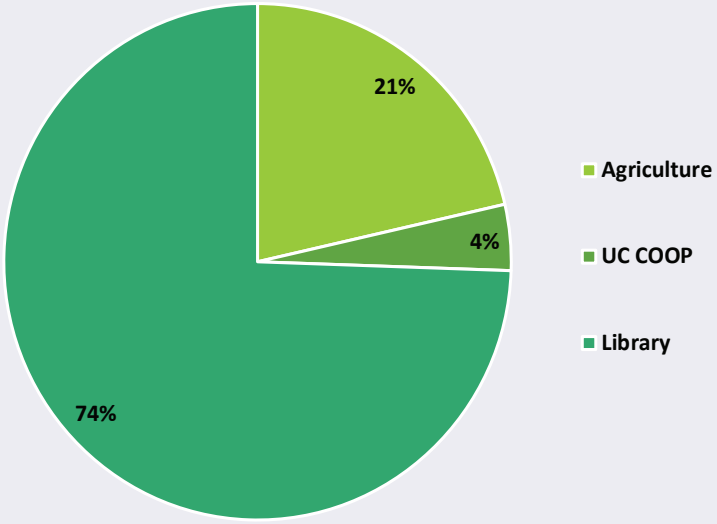

COUNTY GOVERNMENT STRUCTURE

Planning & Building

The Humboldt County Planning and Building Department is responsible for protecting public health, safety, and welfare of the local community through building permit review and inspections consistent with California model codes as well as planning and development review and approval consistent with the county's General Plan. The department oversees Advance Planning, Building Inspections, Cannabis Planning, Code Enforcement and Current Planning.

Expenditures
$11,396,580

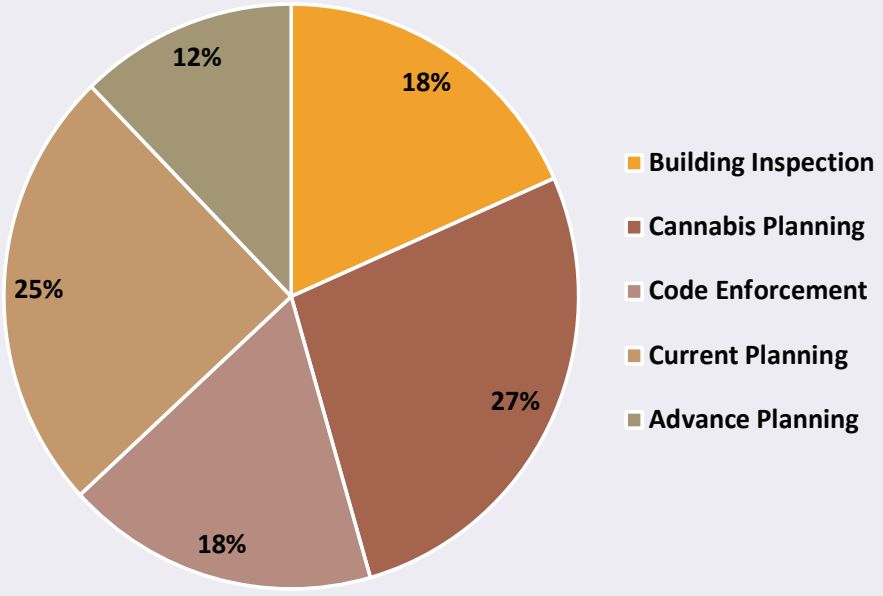

Full Time Equivalent Employees - 189

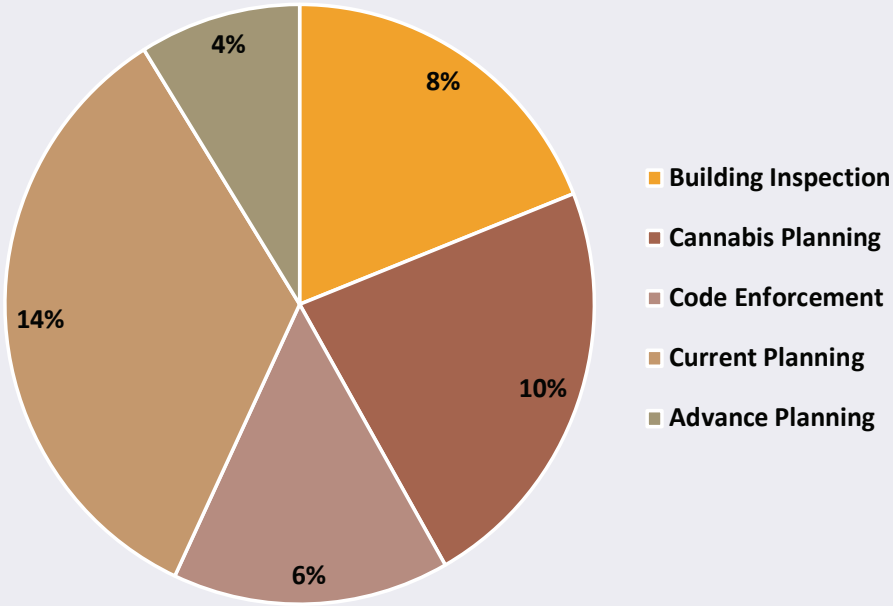

COUNTY GOVERNMENT STRUCTURE

Public Works & Aviation

Public Works: The responsibilities of the Public Works Department include preparing plans and specifications, inspecting construction projects, maintaining county roads and bridges, managing county properties and right-of-way, preparing environmental documents, obtaining regulatory permits, administering solid waste franchises and facilities, and maintaining three county levee systems, county facilities, ten county parks, county trail systems and community forests, six county airport systems, and fleet services.

Aviation: The Aviation Division is responsible for managing six county airports in a manner that ensures aeronautical safety, safety of the traveling public, continued air service, and complies with federal, state and/or local aviation rules, regulations and advisories.

Expenditures
$107,467,881

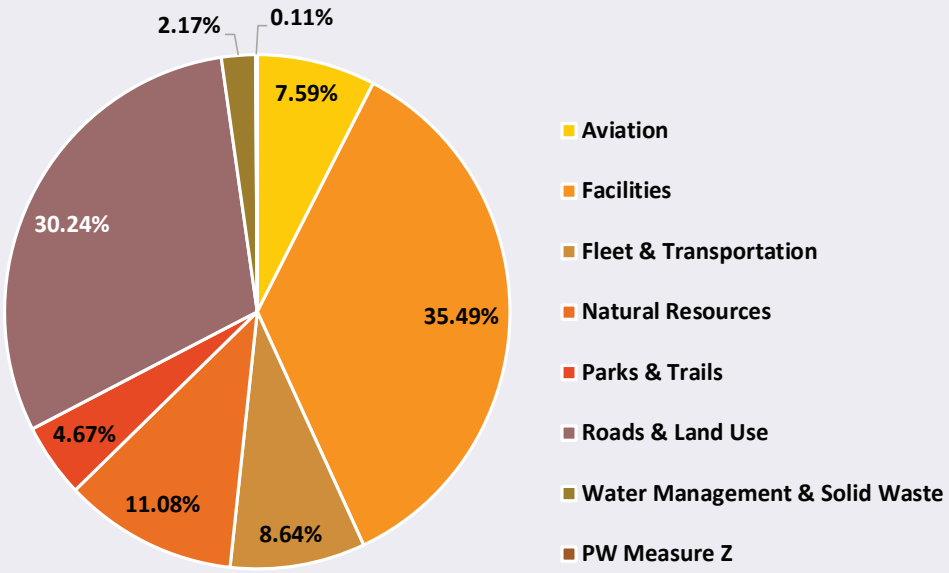

Full Time Equivalent Employees - 201

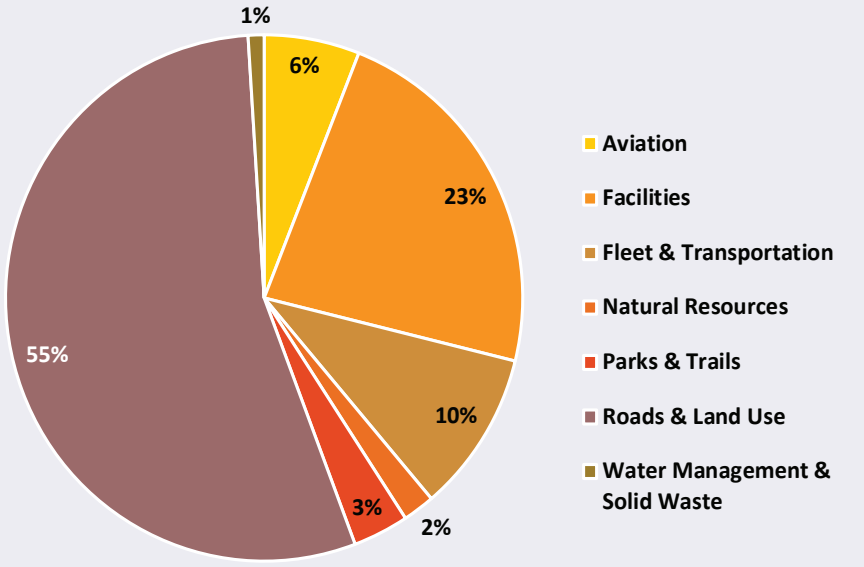

COUNTY GOVERNMENT STRUCTURE

Transfers & Contingencies

Transfers and Contingencies are composed of transfers from the county General Fund to other operating funds within the county and funds held in contingency and reserve. The chart below depicts where the remaining balance of proposed expenditures reside.

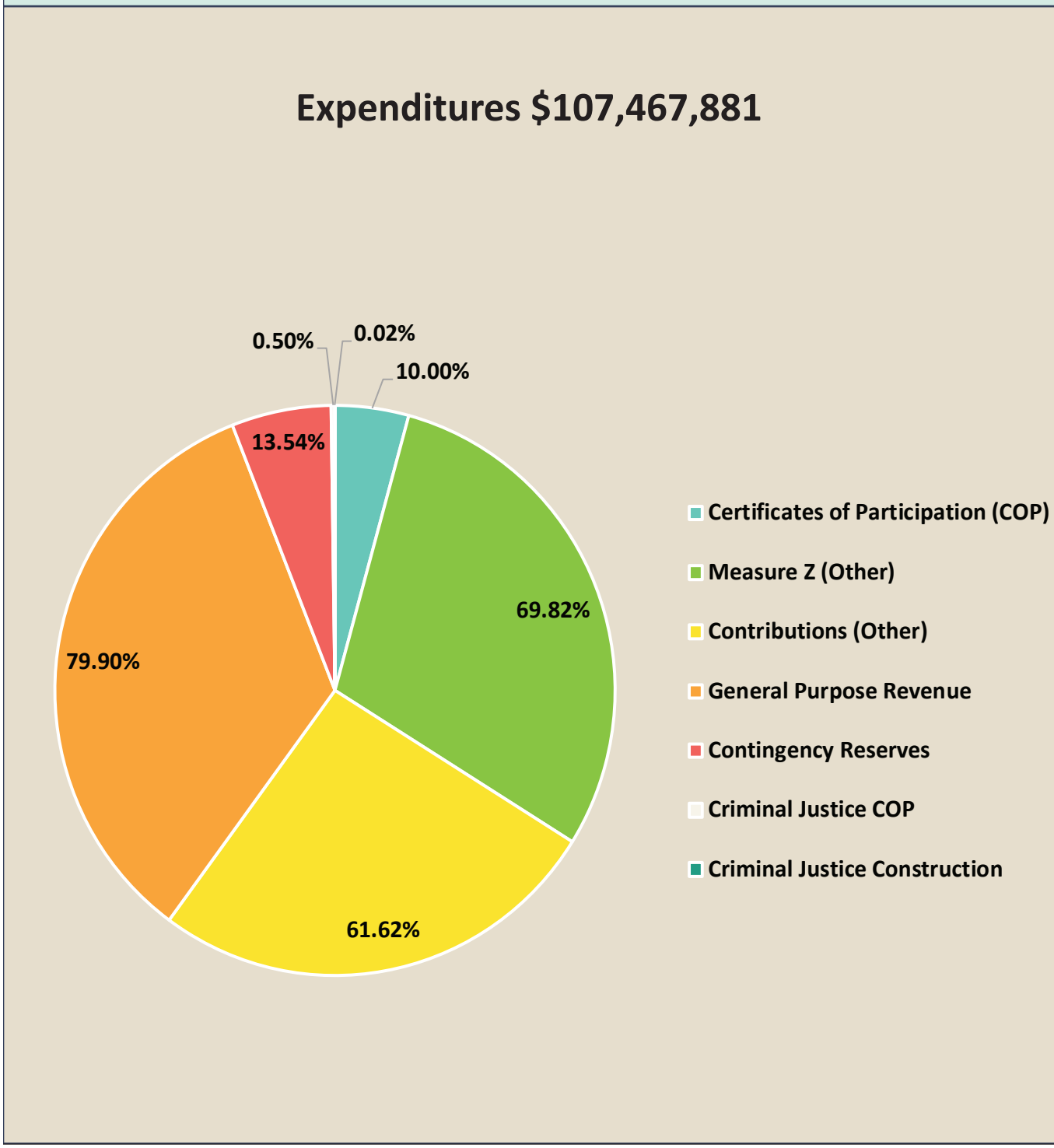

BUDGET GOALS & PRIORITIES

The County Administrative Office developed the FY 2019-20 Budget upon the core roles, priorities and goals of the Board of Supervisors' current Strategic Framework. In addition, budgetary recommendations are based on Board-adopted financial policies and directives that assist in developing budget priorities and funding levels.

Strategic Framework

FOCUS

To promote a safe, healthy, economically vibrant community

STRATEGIC FRAMEWORK/BUDGET GUIDELINES

- Enforce laws and regulations to protect residents
- Strengthen climate change resiliency
- Provide for and maintain infrastructure
- Create opportunities for improved safety and health
- Encourage new local enterprise
- Support business, workforce development and creation of private-sector jobs
- Protect vulnerable populations

PRIORITIES FOR NEW INITIATIVES

Provide our core services in ways that:

Match service availability with residents' needs

- Provide community-appropriate levels of service
- Support self-reliance of citizens
- Streamline county permit processes
- Retain existing and facilitate new living-wage private sector jobs and housing

Safeguard the public trust

- Manage our resources to ensure sustainability of services
- Invest in County employees
- Invite civic engagement and awareness of available services

Make proactive decisions to:

Partner to promote quality services

- Foster transparent, accessible, welcoming and user friendly services
- Facilitate the establishment of local revenue sources to address local needs
- Seek outside funding sources to benefit Humboldt County needs
- Facilitate public/private partnerships to solve problems
- Build interjurisdictional and regional cooperation

Be an effective and influential voice for our community at the regional, state and federal levels

- Advance local interests in natural resource discussions
- Engage in discussions of our regional economic future
- Engage new partners

BUDGET GOALS & PRIORITIES

VALUE STATEMENT

The Board of Supervisors wishes to promote an organizational environment in which staff and department heads are encouraged to explore innovative ways to align the County with current external realities, and are on the lookout for opportunities to improve our organization and the community.

FOCUS AREAS AND GOALS TO ACHIEVE BY 2037

The Board has identified four primary focus areas: healthy and safe communities, a healthy environment with robust infrastructure, a resilient and thriving economy, and improved county government operations. The Board recognizes the community's desire to see progress related to this strategic framework, and therefore has provided direction to their department heads to enhance our core services on the following goals for FY 2019-20:

1. Increase access to housing.
2. Review housing options for county employees.
3. Reduce Adverse Childhood Experiences (ACES) and improve the implementation of trauma-informed care practices.
4. Reduce and/or eliminate substance abuse and opioid addiction in our community.
5. Improve transportation network to be properly maintained, multi-model and energy efficient (e.g. roads, trails, public transportation and commercial airline).
6. Improve trails, rivers, and parks infrastructure.
7. Improve communications infrastructure (e.g. broadband).
8. Foster healthy forests, wildlife, and watersheds, thereby creating healthy fish population, through responsible management of our forest lands and watersheds.
9. Improve the economy of Humboldt County.
10. Stabilize and support a successful cannabis economy.
11. Utilize innovative technology (e.g. energy independence, sustainable biomass management and transpacific cable).
12. Identify synergies between all county departments and cities to increase efficiency and effectiveness.
13. Create a community where county programs, services and facilities are accessible to all with disabilities.
14. Create campus-like county facilities with co-located services that are desirable to work and be in, in consultation with the cities.
15. Attract and retain the best county employees.
16. Improve the county's financial stability through contributions to the General Reserve, Public Agency Retirement System (PARS) and Deferred Maintenance.

BUDGET GOALS & PRIORITIES

Budget Performance Measures For FY 2019-20

Each year the county goes out into the community and hosts workshops where staff and elected officials discuss the top issues facing the county, and listen to residents discuss their concerns and hopes for the coming year, called the Humboldt County Roadshow, these gatherings allow citizens from the far reaches of the our rural county to provide input on the budget process before decisions are made on how funds will be allocated.

Feedback from these meetings is received by the Board of Supervisors and considered when making financial decisions about short- and long-term goals regarding the annual budget. The goals listed below were identified as top priorities by the public during the 2019 County Roadshow, which will be tied to performance measures for countywide programs, services and activities.

1. Increase Affordable Housing Stock
2. Reduce Adverse Childhood Experiences (ACES) And Improve Implementation of Trauma Informed Care Practices
3. Reduction in Substance Abuse Addiction in Our Community
4. Improve Transportation Network to Be Multi-Modal and Energy Efficient (E.G Roads, Trails, Public Transportation, And Commercial Airline)
5. Improve trails, rivers, and parks infrastructure
6. Improve Communications Infrastructure
7. Foster Healthy Forests, wildlife, and ecosystems, thereby creating healthy fish populations, through responsible management of our local lands and watersheds
8. Improve the economy of Humboldt County
9. Stabilize and support a successful cannabis economy
10. Utilize innovative technology (i.e. energy independence, sustainable biomass management and transpacific cable)

FINANCIAL FORECAST

OVERVIEW

Humboldt County's 7-year Financial Forecast report is intended to provide the Board and public information on trends in anticipated revenues, expenditures and fund balance for the county's major operating funds for the next seven fiscal years. This report covers only the largest county funds and funds with significant deficits. Forecasts for funds not included were reviewed by County Administrative Office staff and projected to have no noteworthy changes or issues over the seven-year period.

FINANCIAL FORECAST

Economic indicators for the United States (US), California and Humboldt County predict that the economy will continue to grow, according to federal Congressional Budget Office (CBO), through Fiscal Year (FY) 2019-20 and that over a 10-year outlook that growth will average 1.9 percent. Beacon Economics in its Winter 2018 report published a forecast that was "boringly optimistic" because, outside of the rapidly growing federal budget deficit, the US economy looks to be well-balanced in terms of the structure of growth with solid fundamentals including private sector debt levels, consumer savings rates, rising wages, the overall pace of homebuilding and business investment. While unemployment is low, job growth remains steady.

The US economy is now in the 10th year of its current expansion, and at this point there is little reason to believe that will end in 2019. If that occurs, it will end being the longest period of continuous expansion in US history, with the longest period being 10 years. Historically recessions have occurred about 5 years apart and this suggests another recession may occur during the 7-year forecast period.

Local economy: The Humboldt Economic Index is a report that has tracked economic indicators since January 1994 and is produced by the Economics Department at Humboldt State University. It measures changes in the local economy using data from local business and organizations, and uses January 1994 as its baseline. The report includes a Composite Index which is a weighted average of seven individual sectors of the local economy. The November 2018 report states the Composite Index is 104.3 (meaning 4.3 percent above 1994 levels), up 0.1 points from this time last year. Retail sales have dipped 2.5 points lower when compared to October 2017, and the 4-month average is down by 1.0 points. The Index of Home Sales has increased from this time last year by 0.4 points; moreover, the bigger issue is the availability of affordable housing and housing stock in general. The median home price in November was $310,000 versus $300,000 in January 2018. The seasonally adjusted unemployment rate for Humboldt County decreased from 4.1 percent last year to 3.6 percent, which is comparable to the state rate decreasing from 4.9 to 4.1 percent. The national unemployment rate dipped slightly from 4.1 compared to 3.7 in November 2018.

REVENUES

1. **Property Tax**

   Assessed property values are estimated by combining the CPI (from the LAO and Department of Finance, which cannot exceed 2.0 percent for property taxes per Proposition 13), and local growth (sales and new construction). Over the last 20 years assessed property tax values in

FINANCIAL FORECAST

Humboldt County have increased on average by 4.5 percent (1.7 percent from CPI and 2.8 from growth). However, over the last 5 years the average total value increase has been only 3.34 percent, with roughly half of the increase (1.74 percent) coming from growth. Also of note is that there have only been two times where the assessed property values in Humboldt grew less than the state inflation rate, with both of those occurring in the last 7 years. The changes in growth since the last recession continue to make forecasting property tax revenues difficult.

Assessed values have seen three consecutive years of growth that is more typical of the steady growth patterns witnessed in the late 1990s and early 2000s, and is generally a good sign in terms of future stability. The forecast includes an increase of 5.5 percent in FY 2019-20, with 2.0 percent from CPI and 2.0 from sales and new construction. Property tax dips to 2.0 to correspond with a mild recession scenario before rebounding to 3.0 by the end of the forecast period.

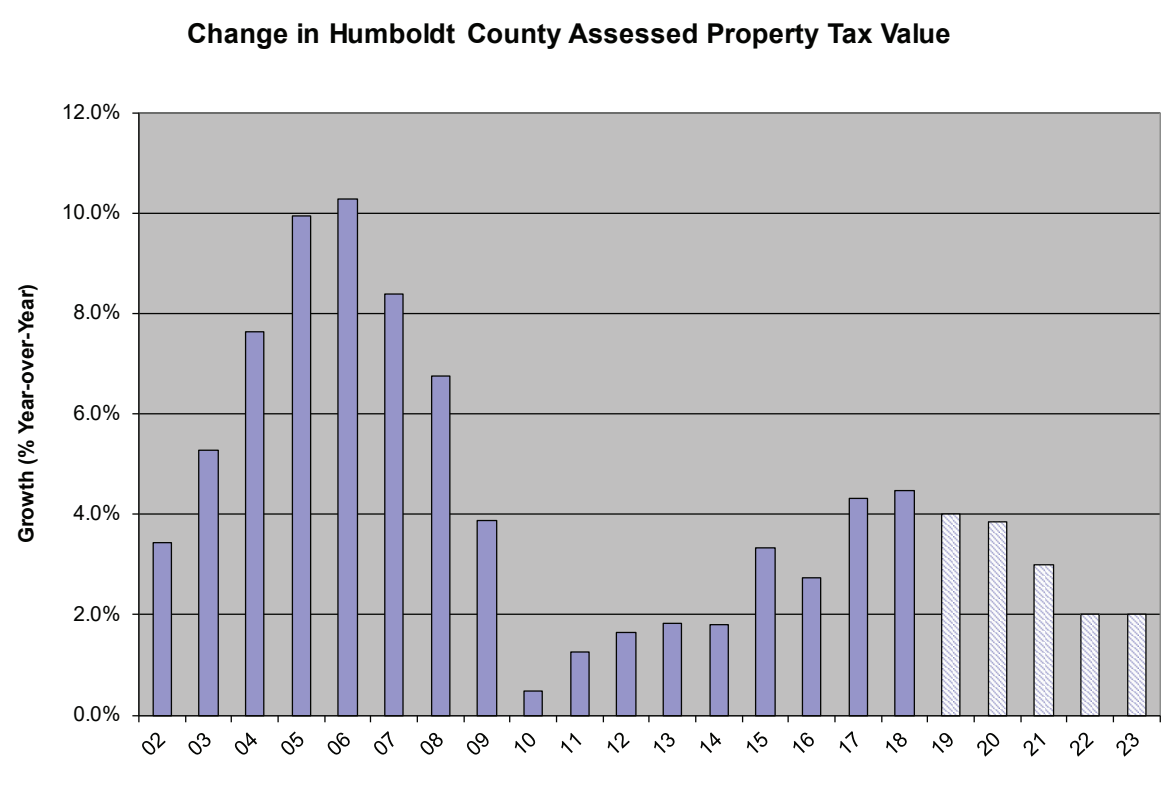

2. Sales Tax

Bradley-Burns Sales Tax is based on state-wide sales tax and is expected to trend in the direction of slow revenue growth over the last several years of the forecast. Based on actual revenue received for the first 6 months of this fiscal year this revenue is forecasted to decrease 14.92 percent below estimates made when the budget was adopted.

While this decrease is concerning, it should be noted that the California Department of Tax and Fee Administration beginning in 2018 changed its allocation methodology which disrupts the timing of "true-ups," or the difference between projections and actual amounts. This change make sales tax more unpredictable than usual. Therefore, a conservative estimate is to assume a 15 percent decrease for FY 2019-20 followed by 3 years of relatively flat growth to correlate with a modest recession beginning in late 2020. This pattern of future modest growth is similar to the behavior we saw after the 2008 recession.

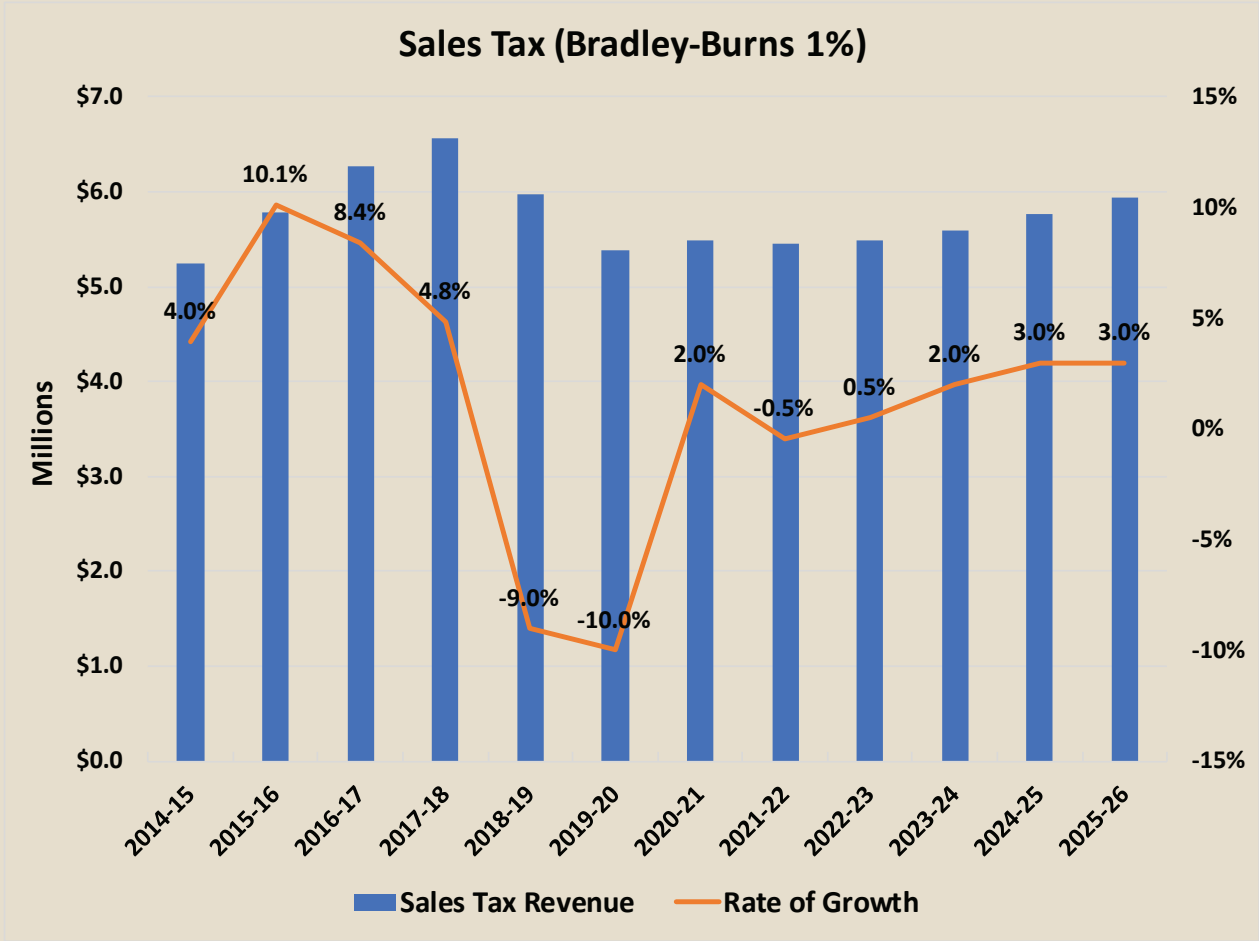

3. Local Sales Tax (Measure Z)

Measure Z Sales Tax is expected to remain relatively flat in the short term and slowly rise at the end of the 7-year forecast. Based on actual revenue received for the first 6 months of this fiscal year, this revenue is forecast to increase by 1.5 percent. This sales tax includes the incorporated cities and does not directly correlate to the Bradley-Burns sales tax. However, local sales behavior showed a change in 2018 and warrants further attention. This change has forced staff to keep estimates on growth limited through FY 2021-22.

Point of sale information from HdL Companies shows that all major categories except Fuel &

Service Stations are down through the first three quarters of 2018 compared to the same period in 2017. Sales from the Business and Industry group is down the most at 43 percent ($552,263), and it is down 33 percent compared to averages from 2015 through 2017. Autos and Transportation is down from 2017 by 27.8 percent ($169,381). Local sales tax growth trends have climbed over the last 5 years. A positive 0.5 percent growth rate is forecast for FY 2019-20 with a gradual increase in rate of growth in future years.

Voters in November 2018 decided to renew Measure Z. This provides a source of local funding that can be used to support local public safety and essential services such as 911 emergency response, volunteer fire, emergency communications, repairing deteriorating roads, and other essential services. It is vital that your Board continue to allocate these funds the way the voters intended to provide security that these critical services will continue.



4. Local Cannabis Excise Tax

Measure S, a local commercial marijuana cultivation excise tax (general tax) on the Nov. 8, 2016 ballot, was approved by the voters. Revenues generated from this measure maintain essential services, such as public safety, mental health services for children and families, drug prevention and rehabilitation services, environmental clean-up and restoration and other essential services. Revenue from the excise tax is based on the number of permits issued and the square footage declared on a cultivator's permit. In FY 2018-19, $7.8 million in revenue was budgeted, an increase of $3 million over the prior year. However, due to intense interest in the industry, as well as strong efforts on the part of staff in the Planning & Building Department to work with cultivators and regulators,

more than $17.7 million in revenue was forecast for FY 2018-19. However, in March of 2019 the Board of Supervisors acted to defer tax payments until 2020 and change the payment structure from a single annual payment to two annual installments, providing refunds for those who had submitted payment prior to this decision. As a result, revenue for FY 2018-19 is estimated at $11.2 million and projections for FY 2019-20 are projected to be approximately $8 million.

As of March 2019, more than 75 percent of current permits were on interim status, meaning they have local approval but are waiting on state approvals. The state currently allows "interim permits" to operate legally, however, current regulation will require this practice to be discontinued in 2020. While staff is confident that a majority of those in the interim permit stage will move on to become fully permitted, it is also likely that a number of cultivators will not have a permit in 2020, either because they will not successfully obtain the necessary state approvals or as a result of market forces. While this likely decline in the total number of permits in 2020 could be partially offset by new cultivators seeking permits, staff is factoring in a 20 percent decline in FY 2020-21, a rate roughly equivalent to the rate of non-payment for the excise tax.

Going forward, there are a multitude of factors that will contribute to cannabis excise tax revenues, including whether federal regulations allow interstate selling at some point and pending litigation against the county. Staff is estimating the number of cultivation permits to grow slowly for the remainder of the forecast period with a small but steady increase in the average size of cultivation permit, and therefore a steady increase in revenue. The first 2 years of Measure S has proved unpredictable in terms of revenue projection, and GFOA recommends that it takes roughly 8 years to create reliable estimates for new revenue sources such as this.

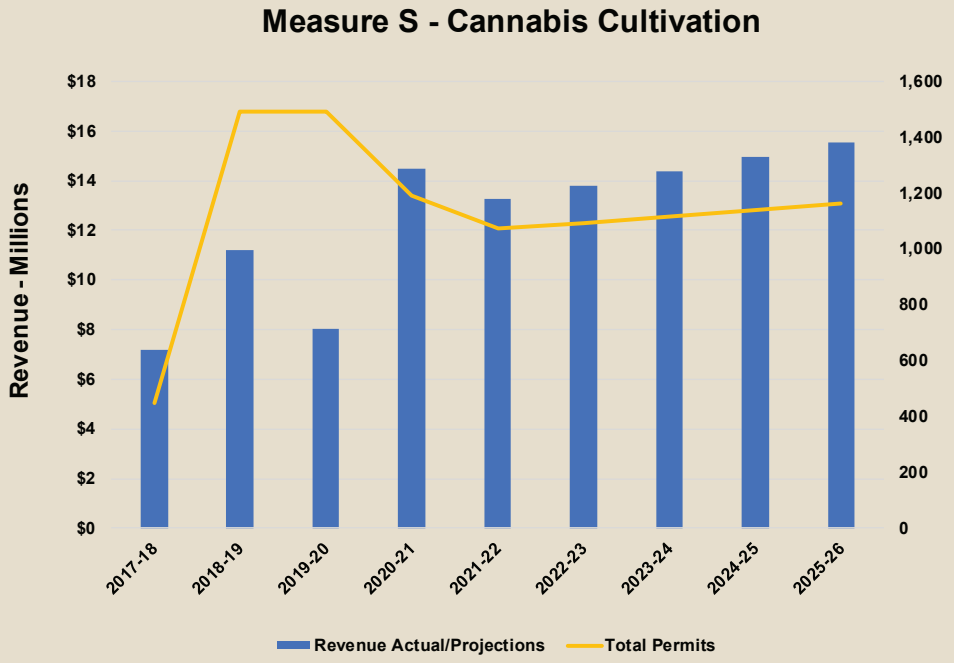

5. Transient Occupancy Tax (TOT)

Transient Occupancy Tax (TOT) are trending upward. In FY 2017-18, $2.03 million was received in comparison to an estimated $2.14 million to be received year end FY 2018-19. The upward trend continues through the 7-year forecast using conservative increases even for the predicted mild recession that may occur in and beyond FY 2020-21. TOT may not be a significant source of revenue but it appears to provide an indication of a steadily growing economy.

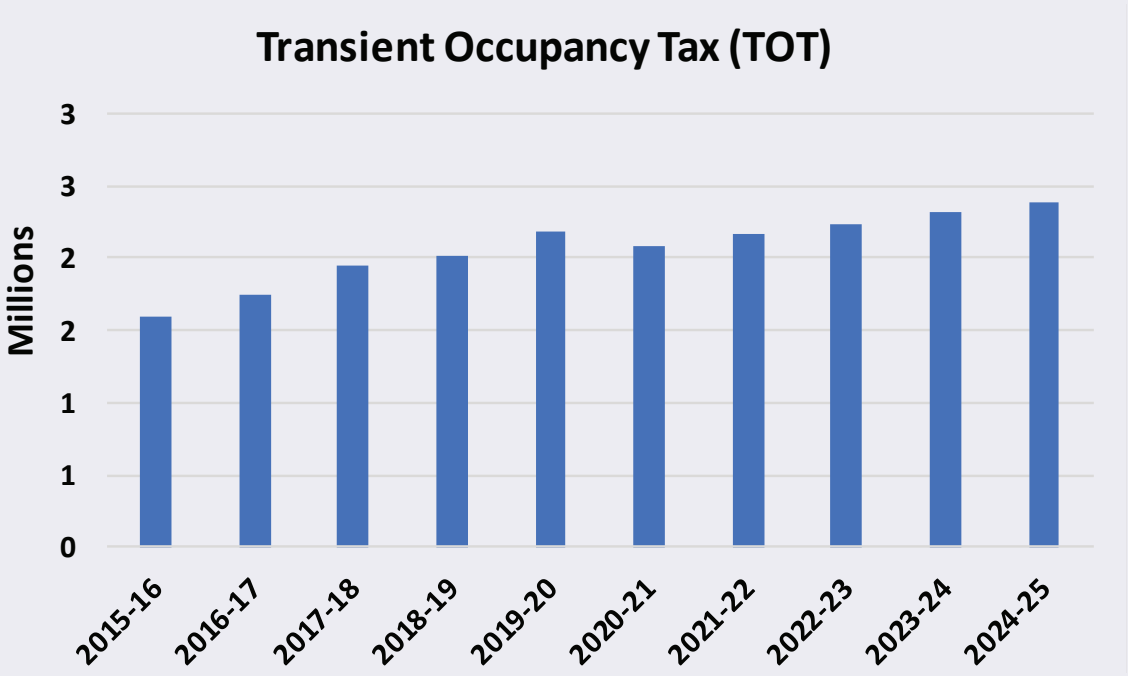

6. Timber Yield Tax

The Timber Yield Tax program sets the harvest value of timber and collects an in-lieu tax when it is harvested. The revenue from this program is allocated to the counties where the timber was harvested. FY 2017-18 experienced an increase of 31 percent when compared to the year prior. The county does not anticipate revenue gains as those experienced in the early 2000's; however, staff anticipates an upward trend for the next several years with modest gains for FY 2018-19 of about 9 percent.

FINANCIAL FORECAST

FUND BALANCE OUTLOOK

Fund balance is the difference between assets and liabilities of a governmental fund. A portion of this balance may be available to finance the next year's budget.

The 7-year forecast for the General Fund shows expenditures exceeding revenues in all 7 years of the forecast. A negative fund balance develops at the end of FY 2022-23 and fund balance is projected to be negative $20.5 million at the end of the forecast period. Major contributing factors to the declining fund balance include increasing retirement costs, costs for ADA and infrastructure financing, and slow to moderate revenue growth, particularly sales tax and cannabis excise tax. If either of these factors changes for the better, such as cannabis revenue, forecast figures would need to be revised and the fund balance issue would not portray such a bleak picture. In addition, since the Board cannot adopt an unbalanced budget, measures to reduce the negative fund balance and bring forth a balanced budget will be required in future years if expenditures outpace revenues.

Property tax values and other tax revenues are significant factors in the forecast outcome. A change of 1 percent in property tax values is equivalent to approximately $360,000 in revenue. There is potential that property taxes could be lower or higher than projected. Property tax assumptions are based on recent trends in Humboldt County with a conservative growth factor being added to the estimated Consumer Price Index (CPI). However, trends and the outlook for steady growth, even with factoring in a mild recession, depict increasing property tax revenues throughout the span of the forecast.

OPERATIONAL IMPACTS/BUDGETARY CONCERNS

There are a number of financial issues that continue to face the county in terms of meeting minimum obligations while still providing programs and services to the citizens of Humboldt County. Long-term fiscal stability is a Board priority in safeguarding the public trust by managing resources to ensure sustainability of services. Therefore, the challenges present hurdles that can be managed to coincide with the Board's strategic framework. The main hurdles again facing the county are the county's unfunded liability for the California Employee Pension Retirement System (CalPERS), Americans with Disabilities Act (ADA) consent decree and upcoming transition plan with the Department of Justice (DOJ) and a large backlog of deferred maintenance costs and ageing facilities. The county continues to chip away at its outstanding pension obligations but must continue making increased investment to adequately address this challenge.

Contingencies & Reserves

The depicted fund balance scenario includes contributions to Contingencies, Reserves and Deferred Maintenance at policy levels as adopted by your Board last year. With many unknown variables in both revenues and expenditures, it is important to retain fund balance and continue to contribute to the General Reserves and Contingencies to ensure that negative financial impacts can be absorbed without the threat of service reductions. Contingencies would remain at 2 percent of General Fund revenues (roughly $1.7 million, on average each year). The balance in the General Reserve would be $17 million if cannabis excise tax revenues come in as forecast and the county contributed each year at policy levels.

FINANCIAL FORECAST

Per policy, contributions to the General Reserve are made at 10 percent of cannabis excise tax revenues until the General Reserve reaches 10 percent of General Fund expenditures. At that point 5 percent of cannabis excise tax revenues will go towards the General Reserve. While this forecast has the reserve reaching 10 percent of General Fund expenditures in 2023-22, it should be noted that the Government Finance Officer's Association recommends as a best practice that reserves should equal no less than 2 months of regular operating expenses, or 16 percent. In FY 2019-20 that amount would equal $21.7 million, and $25 million at the end of the forecast period. Healthy reserves are vital to weathering economic recessions, especially as the cannabis industry goes through growing pains associated with a new legal industry. Reserves are also essential to minimizing disruptions to programs and services.

Based on the forecast the General Fund is starting to show improvement, however revenues and expenditures are still not in agreement and that disparity is apparent in future years with declining and negative fund balance predictions. There are a number of fiscal concerns/issues, such as lower-than-expected sales tax revenue; fixed costs increasing faster than revenue growth; unreliable cannabis excise tax revenue; and reliance on fund balance to produce a balanced budget, that are manageable with a long-term plan and a disciplined approach.

Americans with Disabilities Act (ADA)

The county continues to work with the Department of Justice (DOJ) to implement ADA-related projects laid out in its 2016 consent decree with Humboldt County. The county, as a requirement of the consent decree, retained an independent licensed architect (ILA) in April 2017. The ILA is responsible for assessing all county facilities for compliance with the ADA that offer a program, service or activity to the public. The ILA also certifies "barrier removal," or projects that remove obstacles to ADA compliance, performed by the county, and reports the county's progress in terms of compliance with the consent decree to the DOJ. The county has also retained the services of four design firms for project design and project management for ADA barrier removal. Additionally, the county has also increased staffing with a Deputy County Administrative Officer, Project Manager, Administrative Analyst and two carpenters to address ADA issues identified within the consent decree.

The county has established an internal service fund (ISF) to pay for and allocate costs for required ADA projects. Cost estimates in terms of barrier removal in the form of public projects, including the $7.5 million for the correctional facility and $3.6 million for the Garberville Government Complex, total $27.5 million. Staff anticipates declining, but still significant costs over the next 2 years, then a jump in 2022 mostly due to a one-stop permitting project and the aforementioned Garberville complex. Cost projections depend significantly on the county's "transition plan," which will be determined after the DOJ reviews the county's final report in September regarding the items in the consent decree. While the consent decree focused on projects that must be done in the immediate future, the transition plan will lay out actions the county needs to take to become and remain compliant with the ADA over the long-term.

FINANCIAL FORECAST

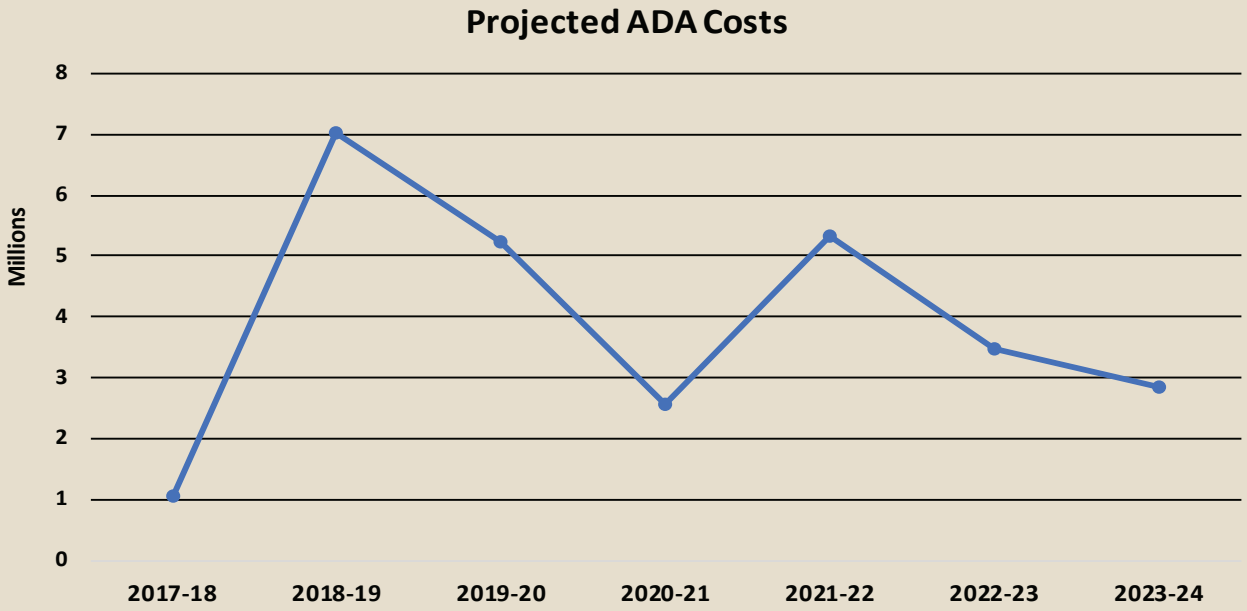

CalPERS

Humboldt County provides defined-benefit pensions to its retirees through the California Public Employees Retirement System (CalPERS). These plans are pre-funded, meaning both employer and employee make contributions during the working life of the employee and these contributions are then invested and the earnings on the funds are re-invested. If the contribution rates and investment earnings achieve their targets over the working life of the employee, there will be sufficient funds available at the employee's retirement date to pay a defined benefit over the remainder of the employee's life span. Given CalPERS is a pre-funded plan, changes to, or a failure to realize, any of the assumptions that underlie its targets for funding must be made up by adjusting employer contributions in future years. In the past decade, several changes have occurred that have resulted in an unfunded liability of over $321 million for FY 2019-20 and is expected to increase in the coming FY 2020-21.

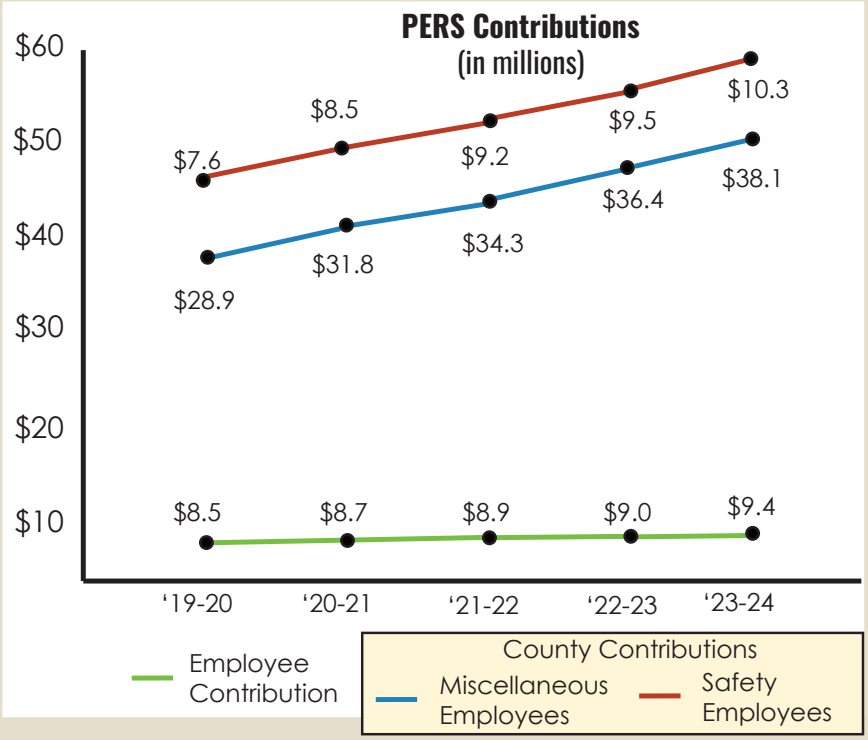

FINANCIAL FORECAST

Retirement costs continue to increase, but growth rates may slow. The county's contribution rates towards pension costs are expected to rise through the full 7 years of the forecast. CalPERS is now requiring fixed payments towards the county's unfunded liability, rather than a percentage of payroll, which should provide predictability to contribution amounts. The estimated minimum required total employer contribution for FY 2019-20 is $36.5 million and employee contribution is $8.5 million, which reflects the annual required contribution but does not address the increasing unfunded liability. In addition, CalPERS several years ago began lowering its estimates on expected returns, which is forcing local governments to contribute more to retirement. The reduced expected returns dropped from 7.5 percent to 7.0 and was phased in over a 3-year process. The FY 2019-20 projected contributions reflect a 7.25 percent estimated return. If the actual investment return differs from these projections, the actual contribution requirements for projected years will differ from those shown above.

Pension Stabilization

The Board of Supervisors several years ago approved a Public Agency Retirement Services (PARS) Pension Rate Stabilization Program (PRSP) in order to begin addressing the mounting unfunded liability. As the balance in the PARS trust grows and produces investment returns, those funds can be utilized to reduce the contribution rate increases, thereby reducing the effect of the contribution rate increase on the county and potentially preventing service reductions.

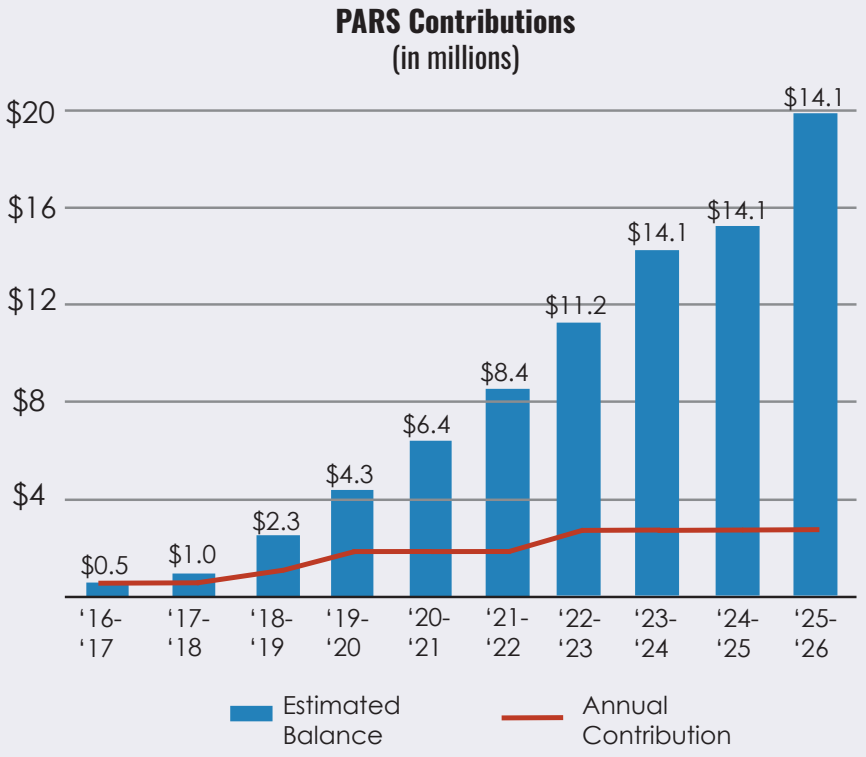

The FY 2019-20 budget development incorporated an annual departmental contribution to PARS equal to 1.5 percent of salaries totaling $1,904,420. This is a significant contribution for Humboldt, and represents a step towards addressing the unfunded liability, however sustained contributions to PARS will be needed to make substantial progress towards this effort.

The chart above reflects the current contribution and increased contribution rates in

subsequent years in an effort to depict possible growth rates to include an estimated interest earned rate between 3 and 6 percent.

Deferred Maintenance

Deferred maintenance costs continue to rise, and your Board this year adopted a policy that requires a contribution of 2 percent of estimated deferred maintenance costs to be allocated toward maintenance on an annual basis. There are several county facilities that require extensive repair and/or rehabilitation, while many others are well behind in regular maintenance. The county contribution to these projects has historically not kept up with costs and will require continued funding to address deferred maintenance issues and maintain facilities in a serviceable condition.

The annual contribution to meet policy levels however may increase as construction costs rise each year. Providing for and maintaining infrastructure is one of the Board's core roles in the 2019 strategic framework. Currently, as depicted in the Deferred Maintenance Costs graph, FY 2019-20 deferred maintenance costs are estimated at $35.4 million. In order to keep up with inflation of construction costs, annual contributions should rise annually by a factor that is at least twice the Consumer Price Index (CPI), estimated at 2 percent for next year.

Even with predictable and steady allocation, deferred maintenance costs will continue to increase annually based upon a future CPI increase forecasts. Even with an annual allocation at policy levels, deferred maintenance costs would continue to increase over a 7-year period by at least $6 million.

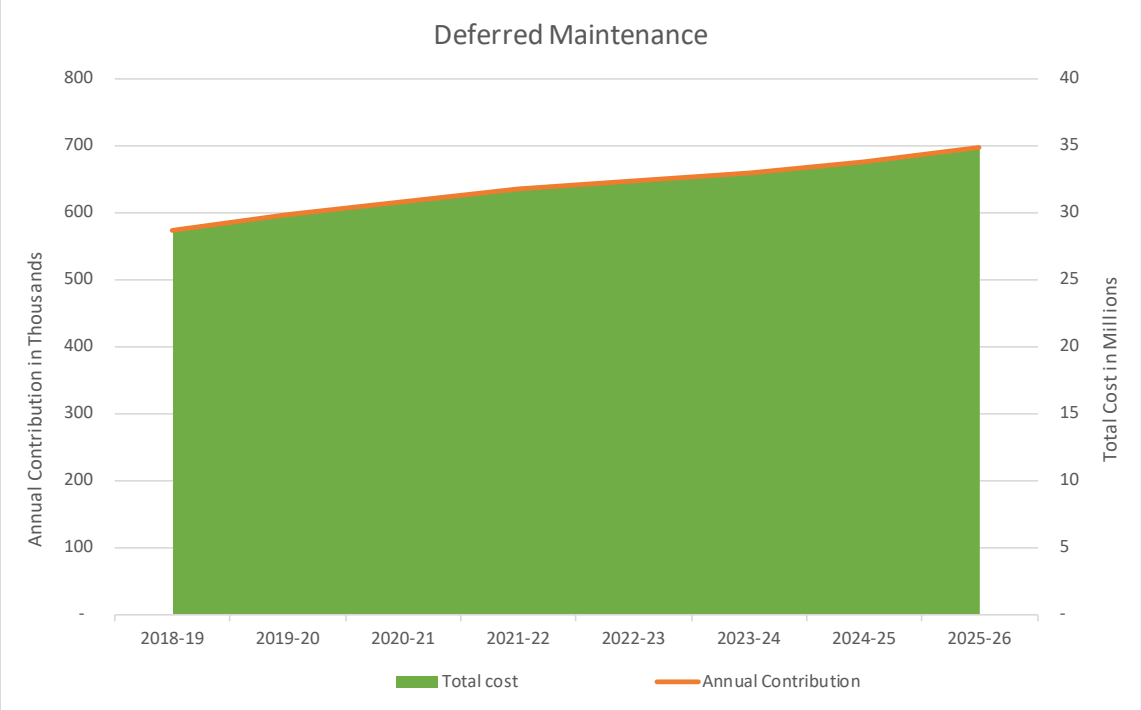

FINANCIAL FORECAST

Finance Plan

In February 2016, the Board of Supervisors approved the 2016 Finance Plan to fund capital improvement projects, which are approved, designed, and built over a period of years. Since capital improvement projects are usually done in stages/phases, it is more cost effective to borrow money as needed for each stage of the project versus borrowing the amount needed for the entire project at the beginning, or first stage of the project. These are projects which often take years to get to the point of actual construction, but which have significant costs leading up to that construction including design, site work, and match funding for state and federal grants. The method of this type of as-needed borrowing is known as "interim period financing," which allows the county to secure debt on an as-needed basis. Interim period financing is typically refunded or paid back by replacing it with long term or permanent financing.

The current 2016 Finance Plan has sufficient debt capacity to finance approved capital projects and ADA barrier removal as shown in the Finance Plan chart ($30.4 million). The debt capacity of the 2016 Finance Plan would be reached in FY 2020-21. Incurring debt means that it has to be paid back over a period of time and the cost to the county over a 30-year period would equate to $1.4 million, or more depending on current market rate, (principal and interest) per year.

This estimate includes the first steps on major projects like acquiring and building a facility on 4th Street in Eureka, however it does not include construction on that facility. Construction costs for that project, in particular, will significantly increase the debt the county holds. The finance plan estimate clearly shows there is a need to address ADA barrier removal and still proceed with capital improvement projects for the next 7-year period. That need would entail expanding the debt capacity and also utilizing General Fund monies to pay back such financing on an annual basis.

BUDGET SCHEDULE

Budget Calendar

The County of Humboldt operates on a fiscal year that begins on July 1st and ends on June 30th. For budgeting purposes, the fiscal year is divided into four quarters. Following is a description of budgetary reports provided to the Board after first quarter, at mid-year, and after third quarter:

After 1st Quarter: In November, the County Administrative Office presents the first quarter report on the annual budget to the Board of Supervisors. The first quarter report includes the year-end closeout adjustments and any state and federal allocation adjustments. In general, this period is used to refine estimates and to incorporate those changes into the FY 2019-20 Adopted Budget with the first quarter report. Also at this time, the Management and Budget Team staff start preparing the Financial Forecast and the second Mid-Year quarter report in preparation for the next year's budget.

Mid-year: In late January or early February, a calendar is presented to the Board of Supervisors outlining the timeline for budget development and implementation for the next fiscal year. In February, the Mid-Year Budget Report (second quarter) is presented to the Board. The Mid-Year Report typically represents the last opportunity during the fiscal year to address budgetary concerns on the road to producing a balanced budget. In addition, the Financial Forecast is also presented to the Board to provide economic trends, future years' revenue projections and to highlight possible concerns or issues that may affect county government. The County Administrative Office distributes guidelines and forms to departments for development of their proposed budgets for the upcoming fiscal year and conducts an annual budget meeting. Additionally, departments representing service areas participate in community budget forums to listen to public concerns and suggestions for budgetary and project consideration.

After 3rd Quarter: The County Administrative Office conducts departmental budget discussions prior to departmental presentation to the Board of Supervisors. The County Administrative Office presents the FY 2019-20 Proposed Budget for the upcoming fiscal year in June. The Proposed Budget Hearings are typically held in the third week of June and formal adoption of the FY 2019-20 Budget occurs prior to June 30th. A third quarter report is presented to the Board in early May if budgetary constraints require.

Budget & Fee Schedule Development Calendar For FY 2019-20

Tuesday, February 26	Present 2018-19 Mid-Year Budget Report to Board of Supervisors
Wednesday, February 27	Budget workshop: County Administrative Office presents 2019-20 budget instructions to county departments
Wednesday, March 13	Community Roadshow – Humboldt Bay Area
Wednesday, March 20	Community Roadshow – Southern Humboldt
Wednesday, March 27	Community Roadshow – Northern Humboldt/McKinleyville

BUDGET SCHEDULE

Tuesday, April 2	2019-20 Budget Requests Completed by county departments and due to County Administrative Office
Monday, May 6	2019-20 department presentations to Board of Supervisors
Monday, May 13	2019-20 department presentations to Board of Supervisors
Monday, May 20	2019-20 draft budget sent to departments for review
Monday, May 24	2019-20 draft budget returned to CAO with any final modifications
Tuesday, June 4	County Administrative Office presents 2019-20 proposed county budget to Board of Supervisors
Monday, June 17	Public hearings on 2019-20 proposed county budget; 1:30 & 5:30 p.m.: Clerk of the Board
Monday, June 24	Fee Update: County Administrative Office distributes fee instructions to county departments.
Tuesday, June 25	FY 2019-20 county budget adopted by Board of Supervisors
Monday, August 5	Fee update requests completed by county departments and due to County Administrative Office.
Tuesday, September 10	FY 2019-20 county fee schedule public hearing noticed and fees
Tuesday, October 1	FY 2019-20 county fee schedule adopted by Board of Supervisors
Monday, November 4	Effective date for updated county fees (except Planning & Building)
Tuesday, November 5	Present 2019-20 First Quarter Report to Board of Supervisors
Monday, December 2	Effective date for updated Planning & Building Fees

Budget Schedules

The budget schedules in the budget book contain numerical information included in the County Budget. Each schedule is presented in the format prescribed by the California State Controller. The schedules are obtained through the County's financial system, where budget information was entered by County departments under the direction of the County Administrative Office.

Master Fee Schedule

Annually, county departments review fees and charges to determine whether such fees and charges are sufficient to ensure cost recovery of services. County staff present proposed fees at a public hearing to the Board of Supervisors. A comparison of the existing fees and charges to those proposed are presented outlining proposed changes to existing and/or new fees with calculations supporting the new charge and documentation detailing why the fee is being recommended by the affected department. The purpose and intent of the Master Fee Schedule is to establish a comprehensive consolidated guideline related to the County of Humboldt's fees for services.

FUND TYPES & STRUCTURE

The total county budget includes funding for many programs in the areas of health, welfare, and public safety. Many of these programs are mandated, regulated, and funded by the state and federal governments. The Board of Supervisors has limited authority over the policy and administration of these programs. The county budget also includes funding to provide local services not affected by state laws, such as libraries, land-use planning, and county road construction and maintenance.

The county accounts for expenditures and revenues according to generally accepted accounting principles as defined by the Governmental Accounting Standards Board (GASB). The accounts of the county are organized based on funds. A fund is an independent fiscal and accounting entity with a self-balanced set of accounts. The county's budget is allocated across multiple operating funds to allow for proper accounting of all expenditures and revenues. The fund balance is the difference between assets and liabilities of a governmental fund. A portion of this balance may be available to finance the next year's budget.The county's budget is comprised of the following types of County Operating Funds:

GOVERNMENTAL FUNDS

PROPRIETARY FUNDS

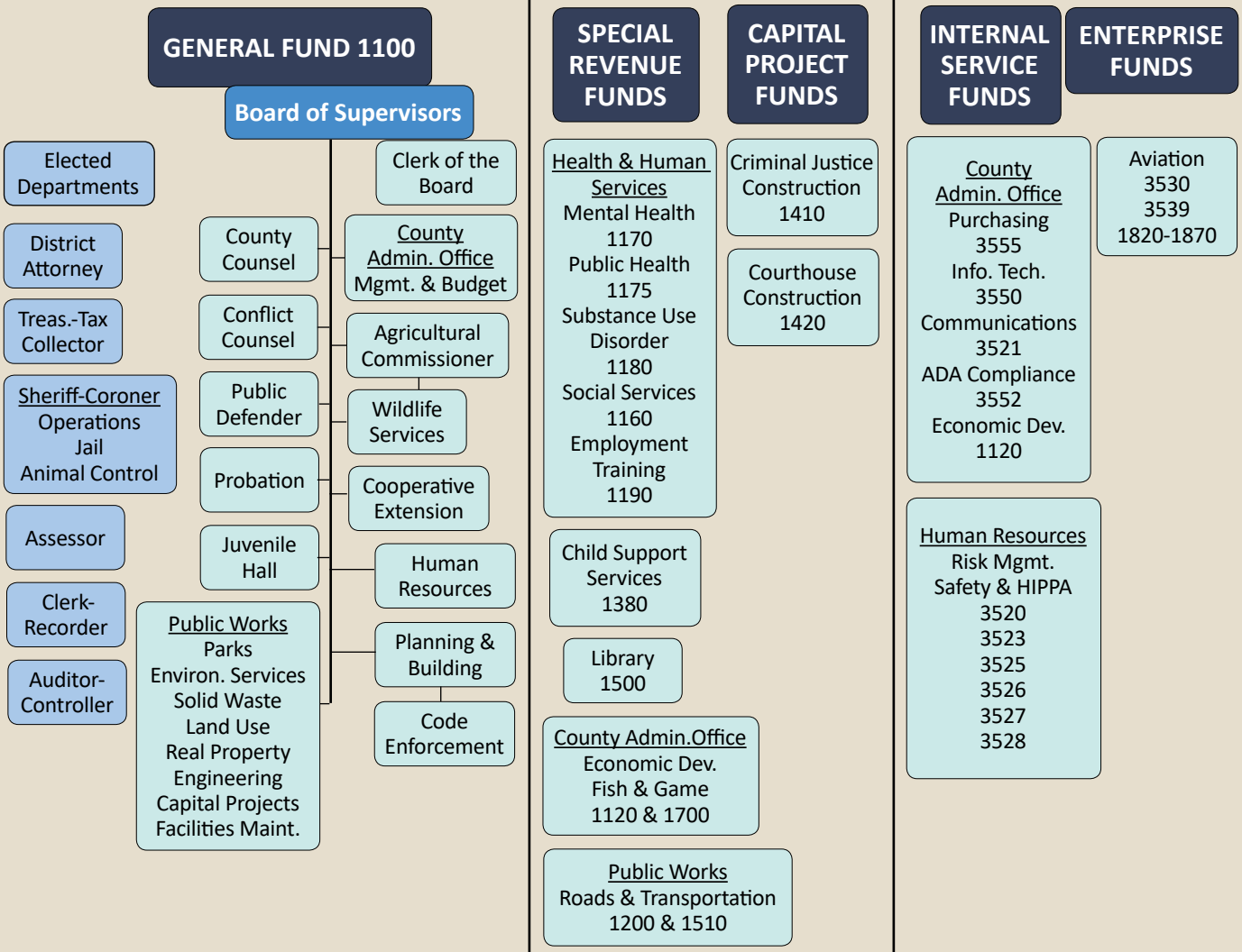

FUND TYPES & STRUCTURE

GENERAL FUND

General Fund includes all resources that are not required to be accounted for in a separate fund. The largest portion of General Fund revenue is derived from local property and sales taxes. The General Fund is allocated to fund core services provided by the county such as general government, planning and building services, public safety, and public assistance.

SPECIAL REVENUE FUNDS

Restricted revenue sources, many by statute, may only be allocated for specific purposes. Services that are funded with Special Revenue Funds include mental health services and roads.

CAPITAL PROJECTS FUNDS

Revenue used for the acquisition or construction of major capital projects.

DEBT SERVICE FUNDS

Includes the county retirement contribution related to pension obligation, Certificates of Participation (COP) annual payments and payments related to short-term financing plans using county-pooled funds.

INTERNAL SERVICE FUNDS

Funds used for the activities associated with various insurance programs, such as Workers Compensation and General Liability, and centralized services, such as Purchasing, that are included in the county's annual cost allocation plan.

SPECIAL DISTRICT FUNDS

There are two types of special districts: dependent and independent. Dependent districts are those overseen by the Board of Supervisors as District Directors. Independent Special District Funds are not included in the county budget or this budget book, although their cash balances are included in the county's audited financial statements since the majority maintain accounts within the County Treasury.

BUDGET/FINANCIAL POLICIES

Preparation of the annual budget is built upon policy direction provided by the Board of Supervisors that the County Administrative Officer (CAO) uses to formulate fiscal strategies to address immediate needs and long-term sustainability of the organization. The following guidelines and policies represent the basic fiscal principles and general governmental accounting standards used in the development of the annual budget.

The County of Humboldt is committed to establishing achievable and sustainable fiscal policies. Best practices, as recommended by the Government Finance Officers Association (GFOA), state that the county should maintain a prudent level of financial resources to safeguard against reducing service levels, incurring debt or raising taxes or fees due to temporary revenue shortfalls or unpredicted one-time expenditures. By adopting and implementing GFOA's guidance on establishing minimum limits on identified fund balances, the county will have the fiscal tools in place to adapt to economic, social and political changes.

The GFOA recommends that local governments establish policies regarding how and when a government builds up stabilization funds such as the General Fund Reserve and the General Fund Contingency Reserve. Such policies not only allow the county to respond more quickly and effectively to financial emergencies, but it may also be viewed positively by credit rating agencies, such as Fitch and Moody's, when evaluating a government's credit.

(Policies in their entirety may be found on the county's website at: https://humboldtgov.org).

County Budget Act

California Government Code Sections 29000 through 30200, as applied through rules issued by the Office of the State Controller, provide the legal requirements pertaining to the content of the budget, budget adoption procedures and dates by which action must be taken.

Balanced Budget

On October 7, 2008, the Board adopted a policy to control expenses in such a manner that department budgets are not expended above the levels that are appropriated in the annual budget or beyond that which the county has the funds to pay.

The following guidelines establish how a balanced budget will occur:

A. The annual budget is an operational, fiscal, and staffing plan for the provision of services to the residents of the county. Therefore, the county and its departments shall endeavor to annually adopt a balanced budget as a whole, where expenditures do not exceed current available revenue sources.

B. In the event, due to unforeseen circumstances, a balanced budget cannot be adopted, a four-fifths vote of the Board of Supervisors is required to adopt an unbalanced budget.

C. Recurring expenses may not exceed recurring revenues.

D. The use of available fund balance shall be limited to one-time only expenditures and is generally earmarked to support capital projects, fixed asset purchases and the acquisition of

communications and computer systems.

E. New and/or expanded unrestricted revenue sources will first be applied to support or restore existing county programs prior to funding new or non-county programs. Expansion of existing programs is possible, with the availability of sufficient funds to meet the needs of existing programs.

F. One-time revenues will only be used for one-time expenditures.

G. The CAO shall coordinate the implementation of this policy.

Basis of Accounting

Budgets are adopted for the General Fund and most special revenue funds. Accounting principles applied for purposes of developing data on a budgetary basis are materially the same as those used to present financial statements in conformance with generally accepted accounting methods. The County of Humboldt adopts the budget government-wide financial statements, which comprise both the governmental and proprietary fund-basis financial activities, are prepared and reported using the economic resources measurement focus and the accrual basis of accounting pursuant to the Governmental Accounting Standards Board (GASB) Statement number 34. The government-wide financial statements should report all of the assets, liabilities, revenues, expenses, and gains and losses of the county. Revenues are recorded when earned and expenses are recorded at the time liabilities are incurred, regardless of when the related cash flows take place. Non-exchange transactions, in which the county gives (or receives) value without directly receiving (or giving) equal value in exchange, include property and sales taxes, grants, entitlements, and donations. On an accrual basis, revenue from property taxes is recognized in the fiscal year that the taxes are levied. Revenues from sales taxes are recognized when the underlying transactions take place. Revenues from grants, entitlements, and donations are recognized in the fiscal year that all eligibility requirements have been satisfied. Prior to the end of year worksheet adjustment conversion into the whole of the government-wide financial statements, the governmental activities are prepared and reported using the flow of financial resources measurement focus and the modified accrual basis of accounting, pursuant to GASB Statement number 11.

Budget Amendment Process

The State of California County Budget Act, Article 6 – Appropriations and Transfers authorizes amendments to the adopted budget through the budget adjustment process. Revisions enable departments to move or adjust budgeted appropriations or adjust estimated revenues. Pursuant to revised county policy, dated May 7, 2019, departments may request budget amendments at any time during the fiscal year. Budget amendments may include requests to add revenue and appropriations, to transfer appropriations or revenues between budget units, transfer between funds, or add a fixed asset to the fixed assets list requiring Board of Supervisors approval. Transfers within the same budget unit, however, may be accomplished via approval of the Auditor-Controller and County Administrative Office.

BUDGET/FINANCIAL POLICIES

General Fund Contingency Reserve Policy

On February 6, 2018, the Board adopted a Contingency Reserve Policy to hold funds in reserve for cash flow purposes, revenue shortfalls, unanticipated one-time expenditures, and capital expenditures. This policy states that the General Fund Contingency Reserve shall be budgeted for each year and contributions to the reserve may be made when the county receives unexpected one-time revenues. It should be noted that at year-end, the balance of the Contingency Reserve may be used for other funds, such as the General Reserve. Accordingly, the Contingency Reserve must be replenished each fiscal year. The county shall hold funds in reserve for cash flow purposes, revenue shortfalls, unpredicted one-time expenditures, and capital expenditures. These cash reserves include but are not limited to: Library Contingency; Roads Contingency; General Fund Contingency Reserve; General Reserve; and Deferred Maintenance.

A. The General Fund Contingency will be budgeted at a minimum of 2 percent of the county's total General Fund revenues on an annual basis.

B. When the General Fund receives unbudgeted one-time revenues, consideration shall be given to contributing a portion of those revenues to the General Fund Contingency Reserve.

C. All other contingencies will be budgeted in amounts necessary to preserve the financial stability of the individual fund.

D. Allocation criteria for using the Contingency Reserve to support one-time costs:

   1. When the county is impacted by an unanticipated reduction in state and/or federal funding and/or aid;
   2. When the county faces economic recession/depression and the county must take budget action before the beginning of a fiscal year;
   3. When the county is impacted by a natural disaster;
   4. When the county is presented with an unanticipated or unbudgeted expense that is necessary for the delivery of local services; and,
   5. When the county is affected by known future events with unknown fiscal ramifications that require the allocation of funds.

E. The Contingency Reserve may also be used to support ongoing costs or as a financing mechanism when presented with critical program initiatives that have a time requirement that cannot be deferred. The program initiatives would become part of the next year's operating budget and be subject to review by the BOS at that time.

F. In each case when a request for Contingency Reserve funding is made, the department requesting the funds must provide an analysis demonstrating that funds do not exist within their current modified budget.

G. When possible, the allocation of the Contingency Reserve funding should occur at a quarterly budget review.

H. No expenditure shall be made directly from the Contingency Reserve. Funds for expenditure shall be transferred to a budget unit.

I. A four-fifths vote of the BOS is required to authorize Contingency Reserve expenditures.

J. The CAO shall coordinate the implementation of this policy. The CAO will work with all necessary departments and the BOS to make appropriate contributions to the General Fund Contingency Reserve in an effort to ensure a solid financial foundation for the county.

General Fund Reserve Policy

On February 6, 2018, the Board adopted a Reserve Policy to hold funds in reserve for cash flow purposes, revenue shortfalls, unanticipated one-time expenditures, and capital expenditures.

Policies regarding the use of these funds are often tied to an adverse change in economic indicators (such as declining employment or personal income) to ensure that the funds are not depleted before an emergency arises. Such is the case for the County of Humboldt's policy, which depends on locally generated revenue. In short, this policy aims to contribute to the county's general reserve during times of economic prosperity so that funds are available during times of budgetary stress.

This policy identifies the county's cannabis excise tax as the main source of revenue by which to determine contribution amounts. As a new local tax approved by voters in 2016, the cannabis excise tax has the potential to generate significant revenue, but is also potentially volatile due to recent changes in regulations in California. Until this new, unestablished revenue source can gain a stronger standing in the eyes of credit rating agencies such as Fitch and Moody's, the county's credit could be negatively affected if it is heavily relied upon to fund many ongoing expenses.

The county shall hold funds in reserve for cash flow purposes, revenue shortfalls, unpredicted one-time expenditures, and capital expenditures. These cash reserves include but are not limited to: Library Contingency; Roads Contingency; General Fund Contingency; General Reserve; and Deferred Maintenance.

A. The General Reserve shall target a balance of 10 percent of the county's total General Fund expenditures, as averaged by the current and prior year adopted budgets. While the county aims to eventually reach the GFOA recommended balance of no less than two months of regular general fund operating revenues or 16 percent, it will first build up reserves to 10 percent. Government Code§ 29085 gives the Board of Supervisors (BOS) authority to determine reserve contributions.

B. The General Reserve will be used to support the following:

   1. Essential cash flow for county operations during the first six months of the fiscal year until property tax payments are collected in December; and

   2. Extraordinary expenditures due to unforeseen events that exceed the capacity of appropriated funds, including the Contingency Reserve.

C. No expenditure shall be made directly from the General Reserve. Funds for expenditure shall be transferred to a budget unit. The General Reserve fund shall be the last resort

in balancing the county budget.

D. A four-fifths vote of the BOS is required to authorize General Reserve expenditures.

E. Until the General Reserve balance has reached target levels, the county shall include an allocation to the General Reserve equaling no less than 10 percent of the annual tax revenue derived from the county's Cannabis Excise Tax.

F. Transfers detailed in Section E shall be made unless financial constraints, as determined by the BOS and County Administrative Officer (CAO), prohibit such a transfer.

G. In the event that the General Reserve contribution has been decreased or increased from the prior year's contribution, at the time the budget is adopted, the CAO must identify and report to the BOS on the specific circumstances that have led to an increase or decrease in the General Reserve.

H. The CAO shall coordinate the implementation of this policy. The CAO will work with all necessary departments and the BOS to make appropriate contributions to the General Reserve Fund in an effort to ensure a solid financial foundation for the county.

I. The CAO shall report annually to the BOS on the progress of meeting said General Reserve policy and provide year-to-date General Reserve balances.

Deferred Maintenance

On November 13, 2018, the Board of Supervisors adopted a revised policy to outline the policies and procedures regarding provisions for budgetary reserves and to adequately fund deferred maintenance to ensure capital assets are properly maintained to maximize useful life of those assets. This policy is necessary to plan for large expenditures and to minimize deferred maintenance, and to ensure that facility maintenance receives appropriate consideration in the budget process.

A. The county shall target an annual contribution to the Deferred Maintenance Fund of an amount that is no less than 2 percent of the total deferred maintenance costs of $28.7 million as noted in the Facilities Master Plan brought before the BOS on July 8, 2008 (Agenda Item E-1). Beginning FY 2019-20, the total deferred maintenance cost shall be adjusted annually by a factor equivalent to the Consumer Price Index.

B. The Deferred Maintenance Fund will be used to support the following:

   1. Costs for maintenance and improvements to county-owned facilities, including personnel necessary to carry out and manage deferred maintenance projects.

   2. Maintenance needs identified in the Facilities Master Plan and items identified and recommended by Public Works staff, upon Board approval.

C. The allocation of Deferred Maintenance funding should occur at the time of bid award.

   1. No expenditure shall be made directly from the Deferred Maintenance Fund. Funds for expenditure shall be transferred to the associated Capital Project in Budget Unit 170 (Capital Projects) and be listed on the capital improvement program adopted by the Board.

D. Each fiscal year, the county shall deposit an amount equaling no less than 2 percent of Total

Deferred Maintenance Costs to the Deferred Maintenance Fund.

1. Funding for this annual contribution shall be made from local, unrestricted revenue sources, such as property taxes, sales taxes and local revenue measures.

E. In the event that the Deferred Maintenance contribution is less than 2 percent of the county's Total Deferred Maintenance Costs at the time the budget is adopted, the CAO must identify and report to the Board on the specific

F. The CAO shall coordinate the implementation of this policy. The CAO will work with all necessary departments and the Board to make appropriate contributions to the Deferred Maintenance Fund in an effort to ensure sound stewardship practices of public assets and a solid financial foundation for the county. circumstances that have led to a less than 2 percent contribution, and will report to the Board the strategy to ensure the policy level contribution will occur in the following fiscal year.

Debt Limits

According to California Government Code Section 29909, the bonded debt limit for general law counties is 5 percent of the "taxable property of the county as shown in the equalized assessment roll." The County of Humboldt 2018 assessed valuation Secured and Unsecured Net Roll Value is $12,764,835,463. The 5 percent limit of this total is $38,241,773. As of June 30, 2018, the County of Humboldt's total debt amount is $12,119,204 (or 0.10 percent of the assessed valuation), which is well below the 5 percent limit allowed. Total outstanding county debt includes Certificates of Participation in the amount of $12,119,204, and pension obligations in the amount of $289,000,000.

Debt Management Policy

The Board of Supervisors adopted a revised policy on June 27, 2017. The purpose of this policy is to promote fiscal responsibility and long-term planning efforts to establish guidelines addressing capital improvement costs, short-term and long-term cash management and to create policies and procedures that minimize the county's debt service and issuance cost. The primary objective is to ensure prudent debt management practices to maintain financial stability, preserve public trust and minimize costs to taxpayers. In addition, the county shall observe the following goals:

- Provide benefits to the public by identifying benefits, cost savings and contribution to prudent use of debt financing;
- Long-term debt shall not be used to finance ongoing operational costs;
- Whenever possible, the county shall pursue alternative sources of funding, such as pay-as-you-go or grant funding, in order to minimize the level of direct debt;
- Whenever possible, the county shall use special assessment, revenue or other self-supporting debt instead of General Fund obligated debt;
- Any debt issued shall not have a maturity date beyond the useful life of the asset being

acquired or constructed by the debt proceeds;

- The county shall establish an affordable debt level in order to preserve credit quality and ensure sufficient revenue is available to pay annual debt service.

The county's overriding goal in incurring long-term financial obligations is to respond to the evolving needs of its citizens while maintaining its fiscal responsibilities. This policy documents the county's goals for the use of debt instruments and provides guidelines for the use of debt for financing county needs.

Although long-term financing sometimes requires higher total expenditures rather than a cash purchase, it has the benefit of allowing immediate completion of the project so that those paying for the project are also those utilizing the project. Additionally, during times of rapidly increasing construction costs, the costs related to financing a project are sometimes less than construction cost increases caused by delaying the project until adequate cash is available.

The county's Debt Management Policy is designed to:

- Establish guidelines for the use of debt financing;
- Provide guidance to decision makers related to debt affordability standards;
- Promote objectivity in the decision-making process;
- Facilitate the actual financing process by establishing important policy decisions in advance.

The debt policies and practices of the county are, in every case, subject to and limited by applicable provisions of state and federal law. The county will adhere to the following legal requirements for the issuance of public debt:

- State law, which authorizes the issuance of the debt;
- Federal and state tax laws, which govern the eligibility of the debt for tax-exempt status;
- Federal and state securities laws governing disclosure, sale and trading of the debt.

The County Administrative Office plans to prepare a five-year capital program for consideration, prioritization and adoption by the Board of Supervisors as part of the county's budget process. It is proposed that on an annual basis, the capital budget shall identify revenue sources and expenditures for the coming current year and the next succeeding four fiscal years. And, that the plan be updated annually. The County Administrative Office has recently prepared an Americans With Disabilities Act (ADA) 5-year capital improvement program that includes barriers identified in the 2016 consent decree and projects for the future ADA transition plan. Additionally, a comprehensive Facilities Master Plan is being prepared to guide short- and long-term facilities planning and improvements, and is expected to be presented to the Board in the summer of 2019. Facilities assessment, space planning, facilities management, survey design and analysis, conceptual design, preliminary cost estimating, and cost/benefit analysis of options will be included in the Facilities Master Plan.

Funding of the Capital Improvement Program

Whenever possible, the county will first attempt to fund capital projects with grants or state/federal funding, as part of its broader capital improvement plan. When such funds are insufficient, the county will use dedicated revenues to fund projects. If these are not available, the county will use excess surplus from the General Reserve debt financing, and general revenues.

The county shall be guided by three principles in selecting a funding source for capital improvements:

1) Equity
2) Effectiveness
3) Efficiency

Maintenance, Replacement and Renewal/FLIP

The county intends to set aside sufficient current revenues pursuant to the Board adopted policy outlining contributions to the Deferred Maintenance Fund, which establishes support costs for capital improvements to county owned facilities. Adopted on November 13, 2018, this policy states the Deferred Maintenance Fund shall receive an annual contribution of five percent of the total deferred maintenance costs.

The Deferred Maintenance Fund will be used to support costs for capital improvements to county owned facilities for the financing of ongoing maintenance needs and to provide periodic replacement and renewal consistent with its philosophy of keeping capital facilities and infrastructure systems in good repair and to maximize a capital asset's useful life.

No county debt issued for the purpose of funding capital projects may be authorized by the Board of Supervisors unless an appropriation has been included in the capital budget.

DEBT ADVISORY COMMITTEE

All proposed debt financings shall be presented to the Debt Advisory Committee ("the Committee") for review and recommendation and must be approved by the Board of Supervisors.

The Committee shall:

- Oversee the issuance of all county debt;
- Periodically review and evaluate existing county debt;
- Periodically review, revise and/or amend the existing county Debt Management Policy as needed (revisions must be approved by the Board of Supervisors);
- Review all internal financing requests and unsolicited financing proposals to ensure they comply with the Policy; document and justify any recommended exceptions;
- Make appropriate recommendations to the Board of Supervisors;
- Ensure all covenants and continuing disclosure requirements are met on each existing debt issue.

COUNTY BUDGET FORMULA

County Budget Formula

The basic budget formula is applicable to counties, dependent special districts and other agencies under the supervision and control of the Board of Supervisors. Government Code Section 29009 requires the adopted budget to be in balance; therefore, Total Financing Sources shall equal Total Financing Uses.



Source: California State Controller's Office *County Budget Guide*

Each type of schedule is identified numerically and contains a heading to describe the information contained within. Schedule numbers are located in the upper right, and the schedule title is located at the top of each schedule. For example, Schedule 9 (each governmental budget unit has its own Schedule 9) is titled "Budget Unit Detail."

The State Controller requires that 15 different schedules be presented within the budget book. Schedules 1 through 15 can be found in this budget book under the section titled "Appendices". Below is a list of each of the budget schedules required:

1. All Funds Summary
2. Governmental Funds Summary
3. Fund Balance – Governmental Funds
4. Reserves/Designations – By Governmental Funds
5. Summary of Additional Financing Sources by Source and Fund
6. Detail of Additional Financing Sources by Fund and Account
7. Summary of Financing Uses by Function and Fund
8. Detail of Financing Uses by Function, Activity and Budget Unit
9. Financing Sources and Uses by Budget Unit by Object (Most Common Schedule)
10. Operation of Internal Service Funds
11. Operation of Enterprise Funds (The County of Humboldt does not utilize this schedule.)
12. Special Districts and Other Agencies Summary
13. Fund Balance – Special Districts and Other Agencies
14. Special Districts and Other Agencies – Reserves/Designations
15. Special Districts and Other Agencies – Financing Sources and Uses by Budget Unit by Object

BUDGET SCHEDULE FLOWCHART

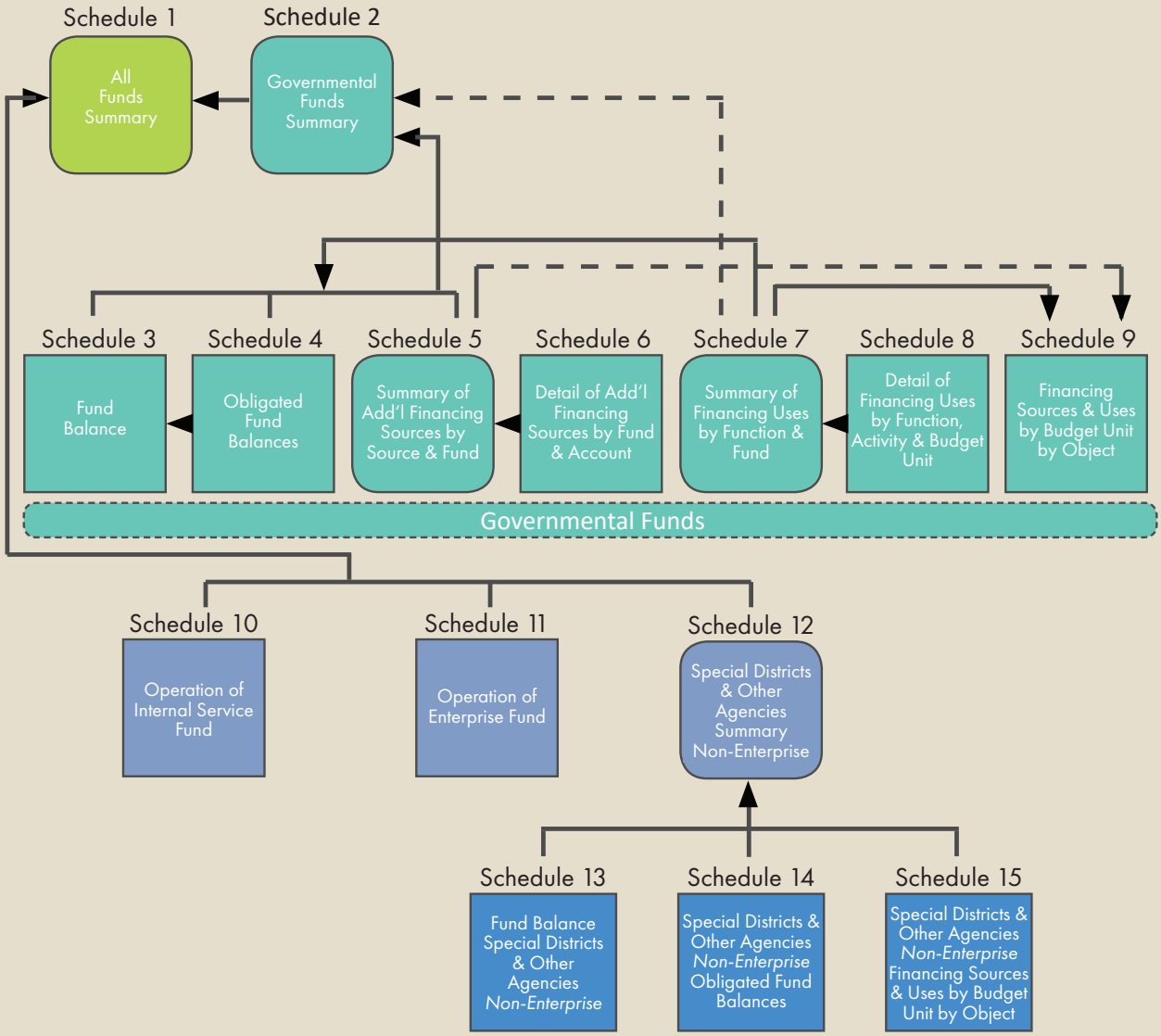

Source: California State Controller's Office *County Budget Guide*

READING A SCHEDULE 9 (BUDGET UNIT DETAIL)

Each Budget Unit in a Governmental Fund has a Schedule 9, making it the most common schedule in the Budget book. The following instructions explain how to read a Schedule 9 form.

FINANCING USES CLASSIFICATION, COLUMN 1

Column 1 provides information on what specific category of revenue or expenditure is shown, along with the code used by staff to represent those figures. All expenditures start with the number 86, while revenues start with the number 82. The third number in each code is called the "Thousand Series Number," which delineates groupings of revenues and expenditures. For example, "861011 Regular Employees" covers the cost of employee salaries (but not benefits). "86" means it is an expenditure. If the next numbers fall between 1000 and 1999 it means they cover personnel compensation related costs. By looking at the number you can tell that 861011 is a personnel related expenditure. The Thousand Series for expenditures used throughout the Budget book are:

The 1000 Series – Salaries & Employee Benefits
The 2000 Series – Services & Supplies
The 3000 Series – Other Charges
The 8000 Series – Fixed Assets

2016-17 ACTUALS, COLUMN 2

Column 2 represents actual amounts for spending and revenues three years prior to the current budget year. These represent some of the best comparisons to use when examining a budget. This is not required information for the State Controller's Office, but is included for additional historical context for the public.

2017-18 ACTUALS, COLUMN 3

Column 3 represents actual amounts for spending and revenues two years prior to the budget year. These actual prior year numbers represent some of the best comparisons to use when examining a budget.

2018-19 ADJUSTED, COLUMN 4

Column 4 represents actual amounts for spending and revenues one year prior to the budget year. When reading the Budget book, it is important to note that column 4 has the notation Estimated, and may not accurately reflect what the Actual numbers will be when the fiscal year is closed. This is because the Budget was adopted and the book is published before the year-end closeout has been completed, and thus not all expenditures have been paid or revenues received. Actual numbers for FY 2018-19 will not be reflected in the Budget Book until the Board adopts the FY 2019-20 budget.

2019-20 PROPOSED, COLUMNS 5 & 6

Column 5 represents the final adopted budget numbers for FY 2019-20. Column 6 reflects the Adopted Budget's change over FY 2018-19's budget. This is not a requirement of the State Controller's Office, but again provides a helpful comparison of changes over the prior year.

County of Humboldt

Fiscal Year 2019-20



Budget Proposed
June 4, 2019

Board of Supervisors

Rex Bohn
1st District
Chair

Estelle Fennell
2nd District
Vice Chair

Mike Wilson
3rd District

Virginia Bass
4th District

Stephen Madrone
5th District

A Message from County Administrative Officer

Amy S. Nilsen

Dear Board Members and Residents:

Welcome to Humboldt County's budget for Fiscal Year (FY) 2019-20. Last year, I wrote with a message that the county is working to build a strong foundation. This work centered on using targeted investments with the resources available to us now and the meager gains of the economy to lay the groundwork that will allow us to address significant challenges and prepare for an uncertain future. Much remains unknown, but the Board has been decisive in taking a path they believe will set up Humboldt County for success.

Public safety, accessibility, the local economy, and housing have been major focuses for the Board over the last year.

In November, Humboldt County voters displayed the faith they have in the Board and local public safety agencies by passing Measure O by nearly 74%. The measure renews Measure Z, the local half-cent sales tax originally passed by voters in 2014. This was a tremendous outcome for our community, and will provide an ongoing source of local revenue to address our local public safety needs. As an aside, Measure Z was the original ordinance that imposed the tax, and Measure O simply stated that it will remain in effect until ended by voters. As such, we will continue to refer to this revenue as Measure Z. More materially, the Board has repeatedly shown that it does not take lightly the responsibility they have in ensuring these local funds go towards worthy projects that improve or maintain public safety in our community. The Board created the Citizens' Advisory Committee on Measure Z Expenditures to be the citizens' eyes and ears on this funding, and provide recommendations to the Board on how this funding should be spent. In just the last 4 years alone, the Board has funded more than 110 public safety projects through Measure Z, totaling more than $40 million.

The community has reaped the benefits in significant ways as projects have touched almost every part of Humboldt County. Roads from Redway in the south to McKinleyville and Willow Creek in the North have received maintenance they would not have otherwise; culverts have been replaced throughout the county and electronic speed feedback signs are bringing down speeds in highly trafficked areas. The Eureka Police Department has enhanced the services it provides around homelessness by hiring and dedicating a police officer to work with our Department of Health & Human Services, by hiring a sworn dedicated Waterfront Parks Ranger and other employees to work on homelessness issues. These efforts have dramatically reduced the amount of times clients were admitted to the Sempervirens Mental Health Crisis Stabilization Unit, and have helped to successfully house homeless individuals. Rural ambulance service on the Highway 299 corridor nearly ended several years ago due to lack of funding, but the Board has committed each year to funding this service. In the last 6 months of 2018, the ambulance responded to 34 motor vehicle accidents alone.

These are just a few of the projects the Board helped make happen through the budget process. I caution you, however, that the amount of funding available for the nine-member Citizens' Advisory Committee to recommend is dwindling. Roughly 63% of Measure Z funding this year was devoted to county personnel costs, leaving $3.5 million to allocate while more than $14 million was requested. The need for additional public safety services far outpaces available resources.

To further show commitment to improving public safety, the Board this year decided on a firm to replace and upgrade the radio infrastructure used by public safety agencies around the county. This project will total more than $6 million by the time it is complete. They also took the final steps to secure $20 million in state funding for the Senate Bill 863 jail expansion project, which will serve to help individuals transition back into society. This project also commits the Board to funding 13 new positions to staff this facility, and the Board will need to prepare to fulfill that commitment in the future.

Mission Statement:

The County of Humboldt, through the dedication and excellence of its employees, is committed to meeting the needs and addressing concerns of the community and enhancing the quality of life.

The Public Works Department is completing its restoration work on the beautiful Veterans Hall in Eureka, and the Board is progressing toward a campus-style project in Garberville that will house the veteran's hall as well as a Sheriff's facility, library, and the courts.

The county continues to work towards making its facilities, programs, and services compliant with the Americans with Disabilities Act (ADA) and the consent decree with the Department of Justice (DOJ) around ADA. The county has made needed improvements to several rural libraries, including Rio Dell, as well as our county parks, including an entirely new playground at Freshwater Park (which you can read about at the end of this section). We have pioneered new ADA-compliant services on our website, changed furniture, pathways and room layouts to improve access, and so much more. There is not enough space here to describe all the ADA work being done, but the county will submit a final report to the DOJ in the fall regarding our progress on the consent decree. If the DOJ approves of our progress, we could be out of the consent decree this year, which would bring some financial relief to the county. Regardless of the outcome of the report, there is still plenty of work ahead, as staff has identified more than $27 million in projects to be completed over the next 5 years alone.

Regarding the economy, the Board has created a new Economic Development Director position, which is tasked with retaining and expanding existing companies, and attracting new businesses that are in line with the county's Comprehensive Economic Development Strategy. This position has helped attract the attention of a fish farm company looking to establish an operation in Samoa. The Director is also putting together a task force to help develop infrastructure that would improve the property where the farm would be located, which would aid the company and other surrounding properties. The Director has also been instrumental in bringing to life Project Trellis, which will allow the county to reinvest in cannabis businesses that are navigating the new legal industry.

The Aviation Department, created in 2018, is showing signs of improvement and that it can fulfill its role to bring more economic prosperity to Humboldt County. Your new Aviation Director has helped ensure that passengers can now fly from ACV directly to San Francisco, Los Angeles, and Denver beginning June 6. A second daily flight to LA has also been added. The department has also secured millions in federal funding by finalizing and submitting administrative work, finished improvements to the runway at the Garberville Airport, improvements to electricity infrastructure at the California Redwood Coast-Humboldt County Airport (ACV), and working with Redwood Coast Energy Authority to bring solar power to ACV.

Several departments this year worked together and took major strides in furthering green energy developments in Humboldt County. The Humboldt Wind Energy Project proposes to construct and operate a project that consists of up to 60 wind turbines south of Rio Dell and Scotia, and will generate up to 155 megawatts of energy, or enough to power 60,000 homes simultaneously. The Draft Environmental Impact report is out for review through the first week of June. The Planning & Building Department is also leading the efforts to create the county's first Climate Action Plan with workshops happening around the county this summer. The county is coordinating with other local agencies to develop a regional plan to reduce greenhouse gas (GHG) emissions from vehicle travel, livestock, electricity consumption and other common sources of GHG's.

The entire state is facing a housing crisis, and Humboldt County is no different. To help set up our community for success, the Board has created the Housing Trust Fund and Homelessness Solutions Committee with devoted funding from the proceeds of selling the Lucas Street property to the trust. The Department of Health & Human Services has coordinated $2.5 million in state-funded Housing and Emergency Assistance Program grants to community and government partners this year, and is about to facilitate another $1.4 million through the California Emergency Solutions and Housing grant. The

Value Statement: The Board of Supervisors wishes to promote an organizational environment in which staff and department heads are encouraged to explore innovative ways to align the county with current external realities, and are on the lookout for opportunities to improve our organization and the community.

A Message from County Administrative Officer

Amy S. Nilsen

county has made a commitment to the Housing First model. 75 new permanent supportive housing units are currently being built. These are dedicated housing units for special needs populations; DHHS provides supportive services to ensure formerly homeless clients regain health and are successful in housing. DHHS works with landlords to expand the number and types of housing units that can be made available, and with clients to improve job skills, repair tenant and credit history and maintain housing. DHHS also recently expanded the Mobile Intervention Support Team (MIST) to partner with both the Cities of Eureka and Arcata, pairing mental health staff with police officers to work specifically with people experiencing homelessness who are in need of services to avoid frequent interactions with law enforcement. Homeless prevention and reduction will continue to be a focus of the county.

Planning & Building has held extensive community workshops to update the Housing Element of the county's General Plan, which will ensure that future growth fits with the community's wishes.

The legal cannabis industry still looms large in our local economy, and the success of this newly legal industry is of the utmost importance. In the mid-year budget report, my office reported to the Board that sales tax was down for the first time since the Great Recession, and the local groups that performed the poorest over the prior year were related to cannabis. The Board responded with urgency by not only adopting Project Trellis (a portion of which was done through an urgency ordinance), but also by modifying local cannabis tax payments so that no taxes are due by cultivators for all of calendar year 2019. This was an unprecedented action, but also one that provides immediate relief to an industry that is facing immense regulatory pressure and is at a critical point. Cannabis farmers should be able to use the funding they will save in 2019 to invest in their business, pay workers and even spend more money locally.

It should be noted that county departments have taken on much work around hemp. While state regulations have not yet materialized, the Planning & Building Department and Agricultural Departments are working to create a regulatory structure that would work well with Humboldt County's local ordinances, and protect the local cannabis industry. Those regulations have not been finalized as of this writing, but county departments are eager to work with this industry.

The next year will be another important year that shapes the next decade or more. The policy decisions the Board has taken and will take will hopefully better position our community for the future, and there are still significant challenges ahead.

The decision to forego collection of local cannabis taxes in 2019 significantly affects revenue. Staff estimates that cannabis tax revenues will be down by $8 million in both FY 2018-19 and FY 2019-20, which is roughly half of original estimates. Cannabis taxes have become our largest source of local funding aside from property taxes, and have allowed the county to fund important services like combating childhood trauma, public safety, economic development and aviation staff, Project Trellis and more. We have also contributed to our rainy day fund and some of our mounting debt. Because of this, I recommend the Board approach FY 2019-20 with caution. We must wait to see how the cannabis industry responds before we can devote this funding to ongoing costs and additional services.

County roads and deferred maintenance on our facilities continue to be areas of concern. Many roads have failed as a result of devastating winter storms, making it extremely difficult to access certain communities. While the state and federal governments have approved many of our projects, it is still a time-consuming process to secure necessary permits and actually begin construction. Aside from disaster repairs, county roads are in need of additional ongoing funding. Senate Bill 1, which survived a repeal attempt at the polls in November, will provide $4.375 million in roads funding in FY 2019-20. While this funding is significant and will allow the

Mission Statement:

The County of Humboldt, through the dedication and excellence of its employees, is committed to meeting the needs and addressing concerns of the community and enhancing the quality of life.

Public Works Department to take on projects like culvert repair and basic road maintenance, fire fuels reduction, illegal dumping, and curb ramp rehabilitation, it will not provide the resources needed to perform ongoing maintenance for the county's more than 1,200 miles of roads. Due to limited funding available in Measure Z, the Citizens' Advisory Committee was unable to recommend Public Works' request for roads funding this year. Finding a solution to properly maintain our roadways is critical.

Retirement costs remain a significant pressure on the budget. While growth rates are likely to slow, the county's contribution towards pension costs are expected to rise over the next several years. CalPERS is now requiring fixed payments towards the county's unfunded liability (now more than $288 million), rather than a percentage of payroll, which should provide predictability to contribution amounts. The estimated minimum required total employer contribution for FY 2019-20 is $35.9 million and employee contribution is $8.5 million, which reflects the annual required contribution but does not address the increasing unfunded liability. In addition, CalPERS several years ago began lowering its estimates on expected returns, which is forcing local governments to contribute more to retirement. The reduced expected returns dropped from 7.5% to 7.0% and was phased in over a 3-year process. The FY 2019-20 projected contributions reflect a 7.25% estimated return.

To combat rising pension costs, the Board has continued to contribute to the Public Agency Retirement Services (PARS) Trust. Last year the county contributed 1.0% of county salaries towards the PARS Trust, and this budget proposes that the amount increase to 1.5%, or $1.9 million. During the 7-year Financial Forecast report submitted to the Board in February, staff noted that the PARS Trust could grow to roughly $14.1 million by 2025-26. Utilizing the PARS Trust is critical, as the county is in a position to use the proceeds to pay for spikes in retirement rates.

The Board last year adopted a new policy to contribute to the Deferred Maintenance Fund. As a result, nearly $600,000 was transferred to this fund, which can be used to perform needed maintenance on county facilities. This amount is approximately 2% of the total deferred maintenance cost, and that amount should rise each passing year. As our local resources become tighter, more strain will be placed on discretionary funding. It is vital that the Board remain dedicated to funding this preventative and maintenance work, as the cost will only increase if work is delayed. County staff from multiple departments this year partnered with the City of Eureka to begin work on a Facilities Master Plan, which will help guide development of future county facilities.

Our challenges are many, but there is a lot working in our favor. First, county employees continue to display dedication to providing critical services to our community. Staff have continued to take innovative, caring approaches to address local issues. Later in this section we discuss the occupational empowerment program, which provides day-labor opportunities to individuals with significant barriers to work and in need of work readiness; inmate programming which helps incarcerated individuals prepare to re-enter society; a restoration project that used new techniques to preserve a beautiful, historic bridge; and a park repair and upgrade that used community feedback to improve the facility for all. County employees are committed to improving our community.

Our local, state and national economies appear to be in a strong position as well. Our national economy is heading toward its 11th year of expansion, which would be the longest on record. Unemployment is well below the natural rate of 4.6 percent, and is expected to drop by the end of 2019. Wages are rising, albeit slowly. Recessions typically occur 5 years apart, so, while a mild recession is expected as early as the fall of 2020, this confluence of positive factors bodes well for Humboldt County over the next year. To reiterate my message to you today, however, in many ways this period of time is similar to wading into new waters; we know we are in good standing and moving forward, but we need to be prepared for the moment our footing becomes unstable.

Value Statement: The Board of Supervisors wishes to promote an organizational environment in which staff and department heads are encouraged to explore innovative ways to align the county with current external realities, and are on the lookout for opportunities to improve our organization and the community.

A Message from County Administrative Officer Amy S. Nilsen

I believe this budget takes an initial step towards that end, but it will take a years-long process to realize the goal of improving the county's financial stability.

The proposed budget totals $450,885,139. This is an increase of $38,467,586 million, or 9%, over last year. This increase is primarily due to: $1.9 million for Roads; $2.6 million for Economic Development grant activities; and $2.9 million for Parks and Trails to improve the Humboldt Bay Trail and the McKay Community Forest; The remaining $30.9 million is attributable to state and federally reimbursable activities in Health and Human Services; $16.8 million of which is for Mental Health, $6.3 million for Public Health, and $7.8 million for Social Services. Revenues utilized to finance FY 2019-20 equal $429,983,583, with $20,901,557 in other financing sources largely derived from the use of fund balance and trust fund revenues.

I should note here that the county's newly elected Auditor-Controller has made many changes to the county's financial reporting practices, which affects revenue and expenditures. Notable changes include accounting for transfers between departments differently, as well as contributions from special revenue funds and the General Fund. Previous accounting practices overstated revenues by accounting for revenues twice. When interfund transfers took place between county agencies, revenues were received by the department incurring the expense and then again as revenue by the department being reimbursed. Due to these changes in local accounting practices, revenues and expenditures that are transferred between county agencies are now reflected as other financing sources and uses. You will see these changes throughout the budget document in the departmental budget sections. Regardless of the amount of work the accounting changes entail, the county and its dedicated staff are committed to transparency and being responsible stewards of public funds, and I hope this budget document, which shows details down to individual budget units, displays that sentiment.

General Fund expenditures are estimated at $162,184,568, which is a decrease of $3.36 million or 2% from last year. This is primarily due to: $1 million reduction in Capital Projects due to the completion of Eureka Veterans Building Seismic Repair project; $1.46 million reduction in Contingency Reserves due to limited financial resources; $768,571 in reduced Cannabis Planning activities as the permitting process begins to stabilize; $88,805 in additional expenditure reductions by other General Fund departments.

General Fund revenues are projected at $152,303,506, which is $7.2 million, or 5% lower from FY 2018-19. This decrease is primarily due changes in local accounting practices. In FY 2019-20, the financing sources total $9,881,062.

These financing sources, added to the General Fund revenues, create a balanced budget for FY 2019-20. However, this includes $5.3 million in the use of fund balance as proposed expenditures exceed revenues. The remaining $4.5 million was primarily for transfers from trust funds and charges for services provided to other county agencies.

This budget includes a contribution of $801,000 to General Reserve, which is at policy level. The Board last year adopted a policy that requires a contribution that is equivalent to 10% of cannabis excise tax revenues until reserves are 10% of General Fund expenditures. Note that the reduction in revenues, specifically the cannabis tax revenues, will affect our ability to contribute to our rainy day fund, as well as our debt obligations. The General Reserve will be at $5.4 million at the end of FY 2019-20, which is 3.3% of General Fund expenditures. The Government Finance Officers Association recommends the General Reserve contain at least 16%, or 2 months of operating costs. That would amount to $25.96 million. Maintaining such a low amount in savings makes the county vulnerable to events like disasters or swings in the economy. It also affects our credit rating, which has become more important as the county finances more projects.

Mission Statement:

The County of Humboldt, through the dedication and excellence of its employees, is committed to meeting the needs and addressing concerns of the community and enhancing the quality of life.

Humboldt County Budget
Fiscal Year 2019-20

Focus: To Promote a Safe, Healthy, Economically Vibrant Community

Contingencies are proposed at $2,039,212, which is below policy level. Per Board-adopted policy, Contingencies should be at 2% of General Fund revenues, or $3.04 million. Due to decreased local revenues, staff is unable to recommend a higher contribution at this time.

This budget has expenditures exceeding revenues by $5.3 million, requiring the use of fund balance as previously explained. This results in an estimated ending fund balance for FY 2019-20 of $6.5 million. The FY 2018-19 adopted budget included $6 million in the use of fund balance. The decrease in fund balance use is primarily due to a cautious approach to financing FY 2019-20 activities. The proposed use of fund balance is due to the following: $801,000 contribution to General Reserve (policy level); $574,000 contribution to Deferred Maintenance (policy level); $2 million contribution to Contingency Reserve ($1 million below policy level); $801,000 contribution to Economic Development for Project Trellis per Board order; $935,764 one-time additional request for General Fund appropriations; $625,000 contribution for ADA barrier removal.

As you know, the county's budget is more than a host of tables and graphs, and references to revenues and expenditures. This budget is the plan that we as a community will use to address the unique needs of our community. The plan is this year's manifestation of accomplishing the Board's Strategic Plan, which the Board updated this year after working with the community to fine-tune it. In prior years, the budget has focused on addressing the community's need for more public safety and accessibility services. This year's budget still focuses on those things, but it also focuses on economic development.

The coming year is another critical year for Humboldt County. Our local economy is seeing new challenges and opportunities, and there is much pressure to increase housing for our most vulnerable populations. These issues, while daunting, are not insurmountable. Over the years, the Board has been successful in taking on important issues to affect change throughout Humboldt County. As we look forward, we can take solace knowing that Humboldt County employees are dedicated members of our community who are incredibly willing partners when it comes making our community better. There are many unknowns in our future, but due to these partnerships and thr Board's foresight, Humboldt County has determined the direction it wants to take and is forging ahead.

This year's Budget Roadshows were held in Northern, Southern and Central Humboldt, as well as online. These 3-hour forums were an opportunity for county officials to discuss one-on-one with members of the community important projects being done in every department. More importantly, community members shared with the county their concerns and top priorities they believe would make Humboldt County a better place. Their input is helping to shape the Board's Strategic Framework, which is discussed on the following pages, as well as the county's work for years to come.The Roadshows continue to be unique and valuable community forums, and we plan on making them available in the future. These gatherings are invaluable and help the county organization stay in touch with the people we serve. We are truly fortunate to live in a place where the community remains engaged in county government.

In closing, I thank the community for its continued participation in the Humboldt County Roadshow, which took place this year during February and March; and our county department heads and staff for their participation in the Roadshow as well as the budget process.

I also thank the staff of the Management and Budget Team - Karen Clower, Elishia Hayes, Sean Quincey, Neftali Rubio-Mills, Fiona Wilson and Vanessa Ericksen - for their hard work and perseverance in putting this budget together.





Amy S. Nilsen
County Administrative Officer

Value Statement:

The Board of Supervisors wishes to promote an organizational environment in which staff and department heads are encouraged to explore innovative ways to align the county with current external realities, and are on the lookout for opportunities to improve our organization and the community.

Strategic Framework

The Strategic Framework acts as staff's guide from the Board of Supervisors for all county work

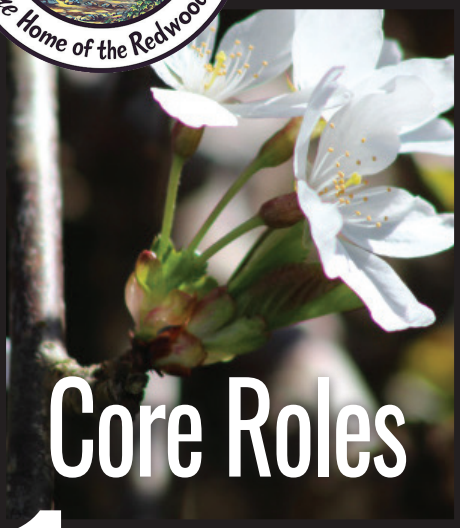

Core Roles

1. Enforce laws and regulations to protect residents



2. Provide for and maintain infrastructure



3. Encourage new local enterprise



4. Create opportunities for improved safety and health



5. Protect vulnerable populations



6. Support business and workforce development and creation of private-sector jobs

7. Strengthen climate change resiliency

Priorities for New Initiatives

Provide our core services in ways that:

Match service availability with residents' needs

- Provide community-appropriate levels of service
- Support self-reliance of citizens
- Streamline permit processes
- Retain existing and facilitate new living-wage private sector jobs and housing

Safeguard the public trust

- Manage our resources to ensure sustainability of services
- Invest in county employees
- Invite civic engagement and awareness of available services

Make proactive decisions to:

Partner to promote quality services

- Foster transparent, accessible, welcoming and user-friendly services
- Facilitate the establishment of local revenue sources to address local needs
- Seek outside funding sources to benefit Humboldt County needs
- Facilitate public/private partnerships to solve problems
- Build inter-jurisdictional and regional cooperation

Be an effective and influential voice for our community at the regional, state and federal levels

- Advance local interests in natural resource discussions
- Engage in discussions of our regional economic future
- Engage new partners

Budget Process

BUDGET PREPARATION

Departments receive input from the community and the Board about priorities for the new fiscal year.

The CAO verifies department requests, compiles them into a cohesive county budget and presents a recommendation to the Board.

BUDGET REVIEW

The Board is obligated to use roughly two-thirds of the budget on state and federally funded programs.

General Fund monies are under the discretion of the Board and are allocated based on the Strategic Framework, and any other specific guidelines set by the Board.

Upon presentation to the Board, the public has an opportunity to provide feedback.

BUDGET ADOPTION

Budget scheduled for adoption at the June 25, 2019 Board meeting.

County budgets are important documents, but their meaning can be difficult to decipher for citizens. So, this Budget in Brief is intended to provide you with a high-level overview of the budget, in plain terms. Giving you a better idea of where your public funds are being spent and picture of the issues facing our community.

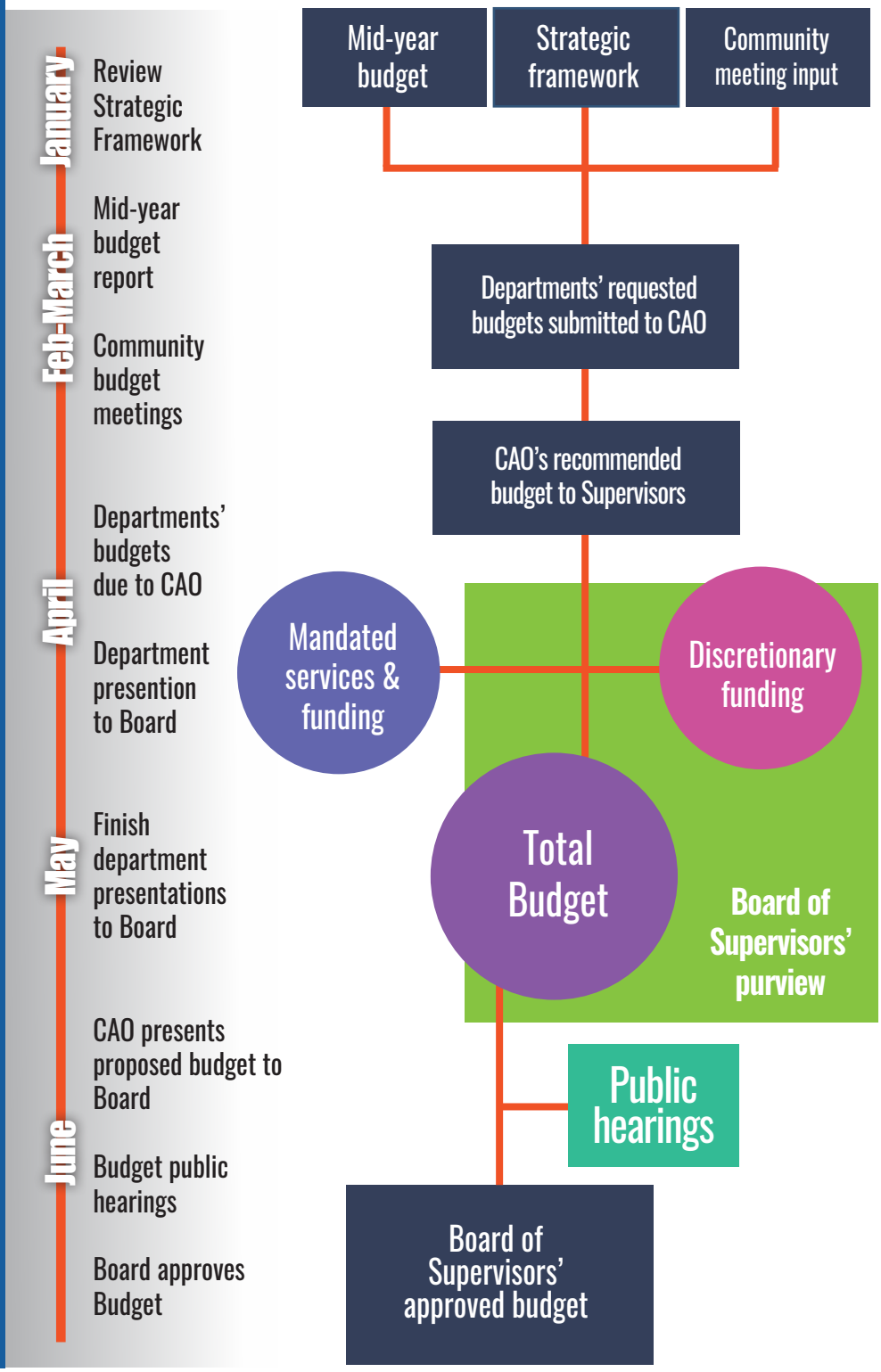

Total Budget: $450.89M

Nearly half of the county's budget each year is spent on Health & Human Services. This includes vital services like CalFresh, the state's supplemental nutrition assistance program for low-income families, and Medi-Cal, which is California's health care system. Public Works projects like road repairs and bridge maintenance also make up a significant portion of spending each year.


Osprey

Expenditures by Service

- Law & Justice $73.15M
- Health & Human Services $196.83M
- Education & Agriculture $5.48M
- Planning & Building $12.44M
- Public Works $88.43M
- Transfers & Contingencies $17.39M
- Admin Services $18.69M

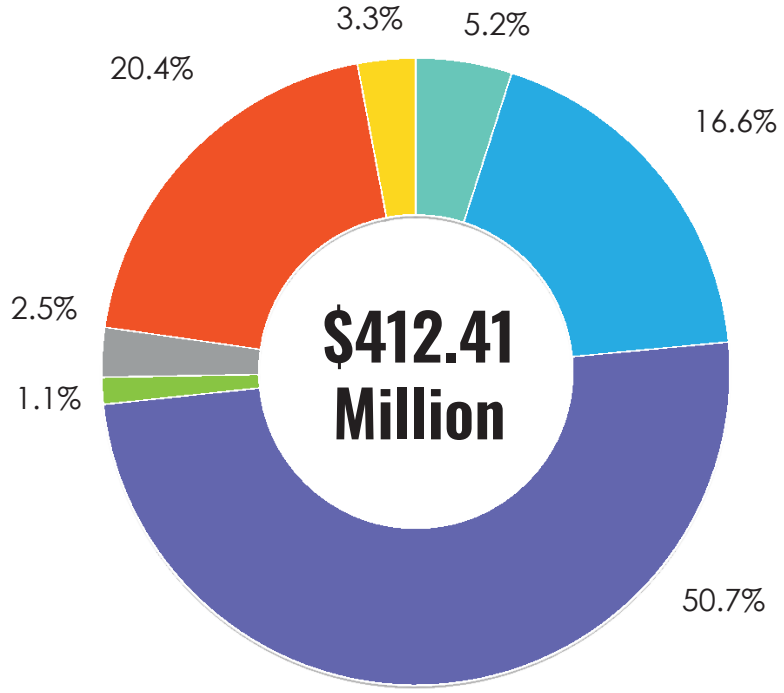

Property Tax Distribution
Where do your property tax dollars go?

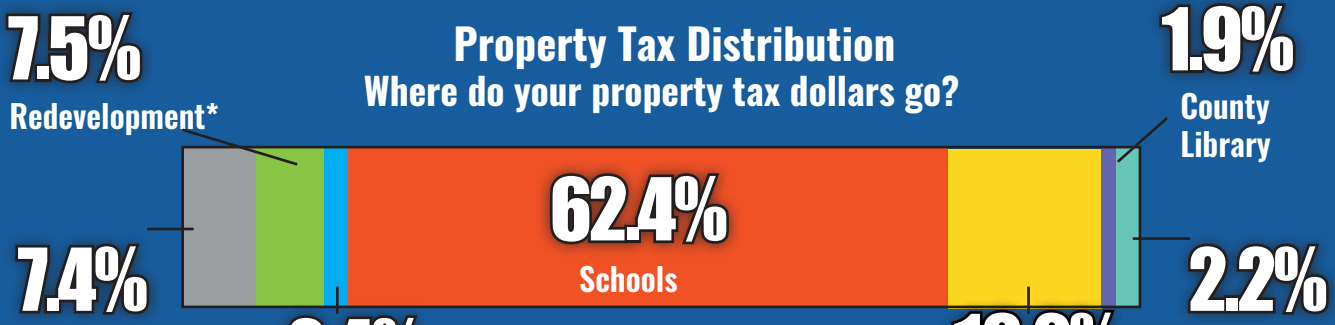

*Redevelopment agencies have been dissolved. This funding is to pay for the debt of those agencies.

Revenues: $429.98M

Other Revenue Sources (Uses): $20.9M

Total expenditures are projected to exceed revenues in FY 2019-20. To make up the difference, the county will use $5.3 in fund balance, or money left over from the prior year, and $15.6 million from other sources such as transfers from various trust funds.

Revenue by Source

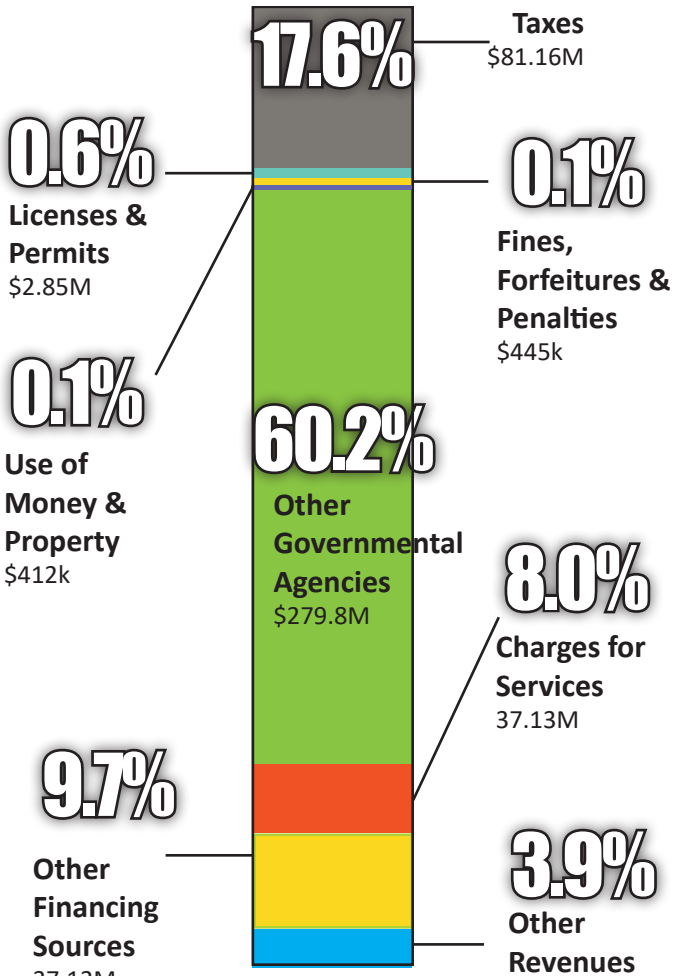



Personnel Allocation

2,425.57 Funded positions
*Increase of 32.91 funded positions

53% of all expenses are personnel costs

4% Increase in costs from FY 2018-19


Lighthouse Road

4 Key Visions for 2019-20

This year the Board will seek to enhance our core services by:

1. Emphasizing Healthy and Safe Communities
2. Supporting a Healthy Environment with Robust Infrastructure
3. Encouraging a Resilient and Thriving Economy
4. Improving County Government Operations

General Fund: $162.18M

Much of the revenue that comes into the General Fund is not tied to a specific activity and can be spent on local needs, which can change from year to year. In Humboldt, roughly half of those dollars are spent on law and justice services, such as the Sheriff, District Attorney, Public Defender, Probation and Child Support Services.


Stone Lagoon

General Fund Expenditures

- **Law & Justice** $67.96M
- **Health & Human Services** $7.76M
- **Education & Agriculture** $1.63M
- **Planning & Building** $12.44M
- **Public Works** $43.75M
- **Transfers & Contingencies** $16.49M
- **Admin Services** $15.50M

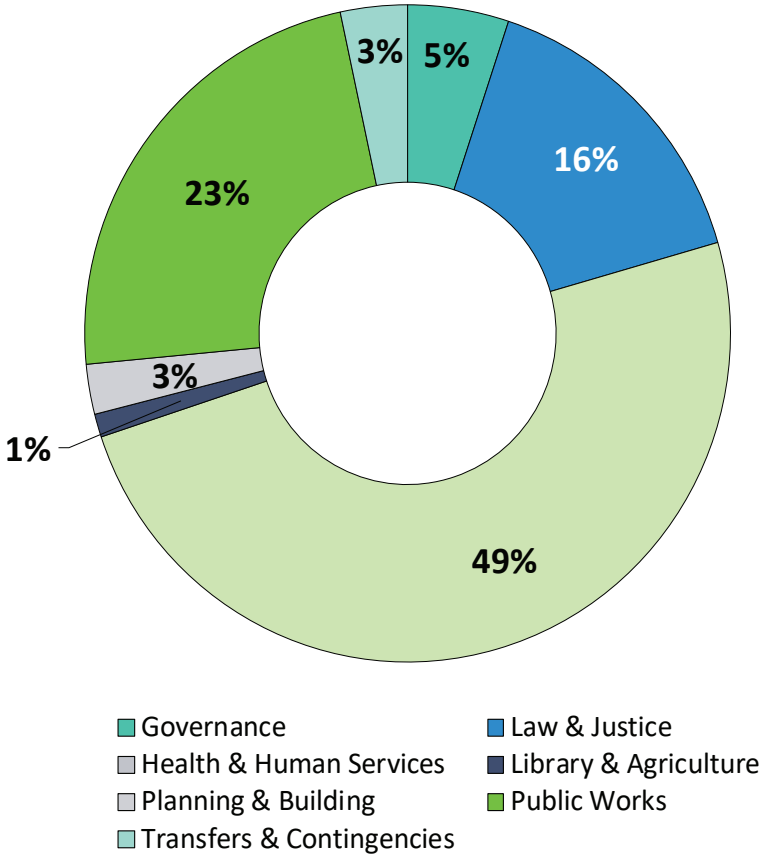

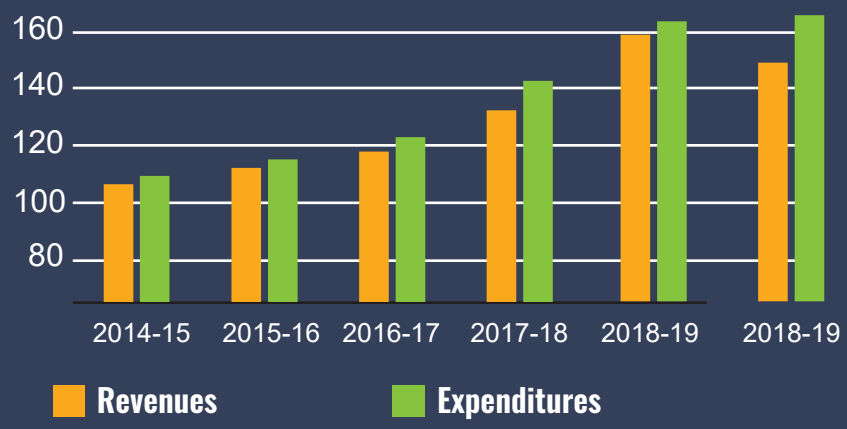

General Fund Past Trends

The General Fund continues to depend on fund balance left over from prior years to finance activities in the current year. In FY 2019-20, the county will utilize $5.3 million in fund balance.

This will result in an estimated balance of $6.5 million at the end of the year.

Revenues: $152.3M

Sales Tax: Where Does It Go?

The sales tax rate in the unincorporated areas of Humboldt County is 7.75%. Of that amount, 7.25% is imposed at the state level, and 0.5% is local.

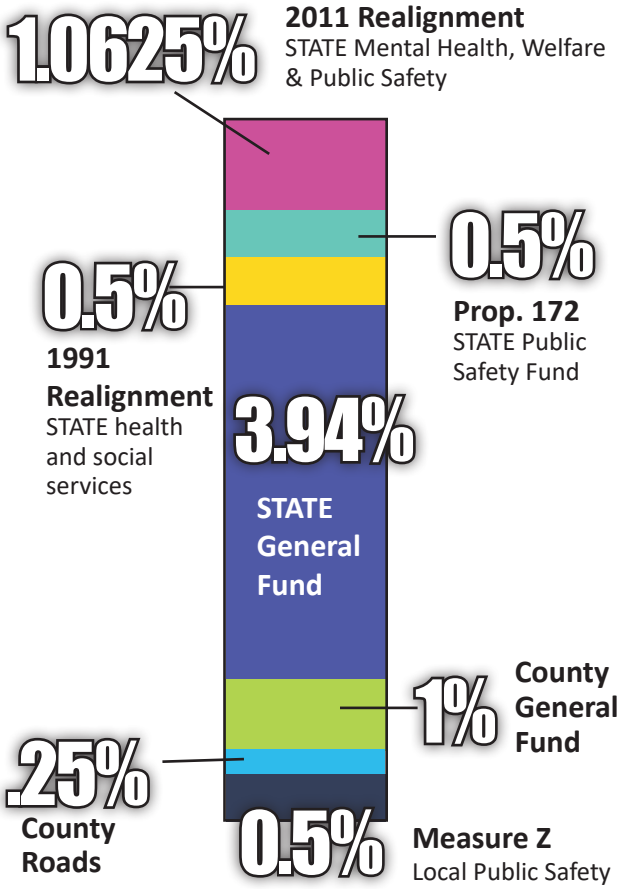



Additional Funding

Departments requested funds for one-time expenses ($8.66 million) and ongoing costs ($946,125). Due to competing priorities and limited funds, not all requests can be funded. The following requests are being recommended for funding:

One-Time Costs

$500k	Public Works Road Maintenance
$129k	Expansion of Mobile Intervention Services Team
$75k	One-time insurance premium increase at Land Use
$59k	Upgrade to Surveyor equipment
$57k	Plans for a new airfield electrical system at ACV airport
$40k	Economic Development intern program
$27k	Elder and Vulnerable Adult Services Team (EVAST)
$20k	Support for sustainable integrated water resource management and wildfire preparedness
$14k	Upgrading to 4-door, 4-wheel drive vehicle for UC Cooperative Extension
$6k	Kitchen appliances for UC Cooperative Extension
$4k	Computer equipment for facility management projects
$2k	Software for facility management projects
$2k	Updated reference materials to ensure project compliance with state building codes

Property and Sales Tax Revenue

Based on estimated actuals for FY 2018-19, property taxes are estimated to grow at 4.64% while sales tax is projected to decrease by 4.12%.

Total revenue for both is estimated at $59.1 million. The sales tax includes Measure Z revenue.

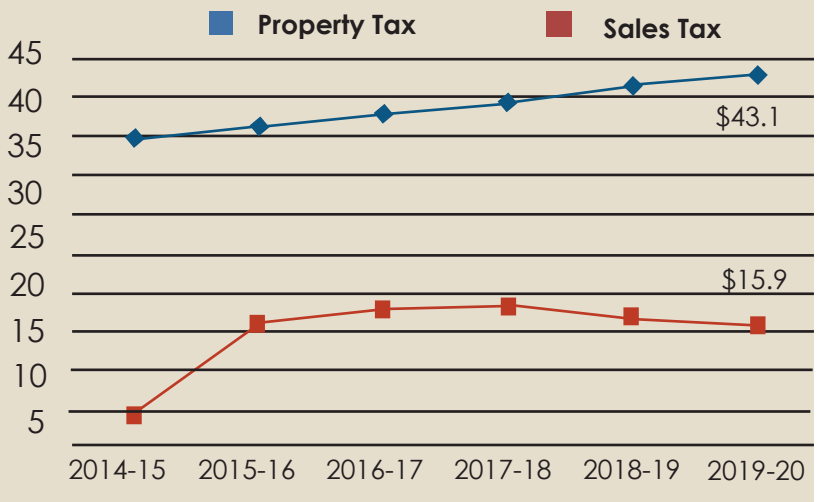

Challenges and

The county continues to work with the Department of Justice (DOJ) to implement ADA-related projects laid out in its 2016 consent decree with Humboldt County. The county, as a requirement of the consent decree, retained an independent licensed architect (ILA) in April 2017 to assess most county facilities for compliance with the ADA, and report the county's progress in terms of compliance with the consent decree to the DOJ. The county has also retained the services of four firms for project design and management for ADA barrier removal. Additionally,the county has also increased staffing to address ADA issues identified within the consent decree. The county has established an internal service fund (ISF) to pay for and allocate costs for required ADA projects. Cost estimates in terms of barrier removal in the form of public projects, including the $7.5 million for the correctional facility and $3.6 million for the Garberville Government Complex, total $27.5 million. Staff anticipates declining, but still significant costs over the next 2 years, then a jump in 2022 mostly due to a one-stop permitting project and the aforementioned Garberville complex. Cost projections depend significantly on the county's "transition plan," which will be determined after the DOJ reviews the county's final report in September regarding the items in the consent decree. While the consent decree focused on projects that must be done in the immediate future, the transition plan will lay out actions the county needs to take to become and remain compliant with the ADA over the longterm.

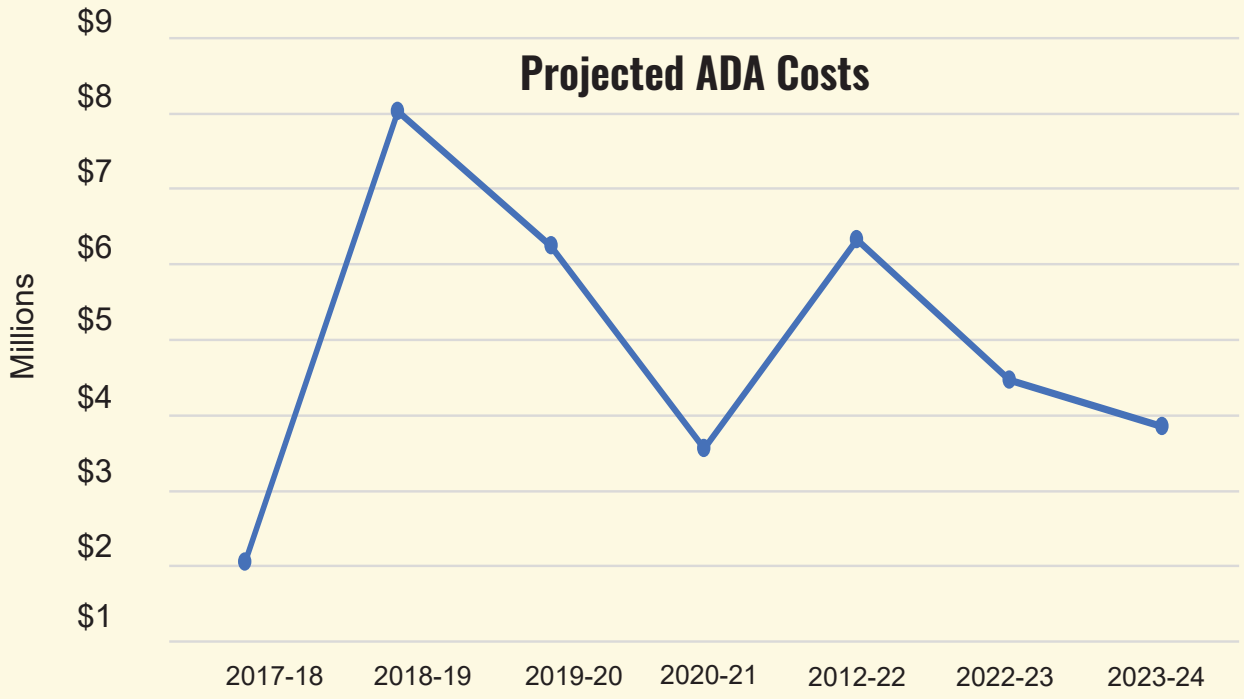

Reserves: Best Practices vs. Actual Balance

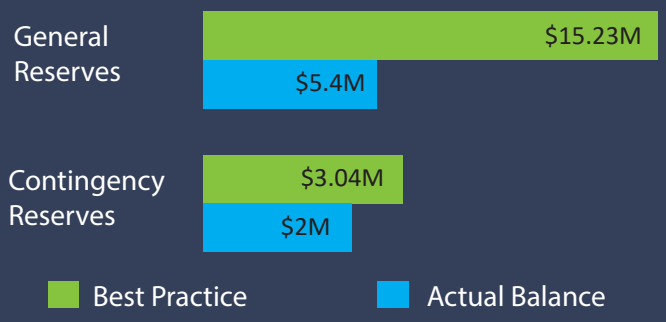

General Reserves is a rainy-day fund to be used in cases of financial hardship or emergency. Finance officers recommend maintaining a balance of 10 to 16 percent of General Fund Revenues in this fund. For Humboldt, that would equal at least $15.23 million. The Board revised its General Reserve policy this year to add 10 percent of cannabis tax revenues to reserves per year.

Contingency Reserves is funding set aside in a yearly budget to be used for unforeseen circumstances. Recommended levels for this fund are between 2-3 percent of General Fund revenues, or $3.04 million.

Opportunities

Retirement Costs Continue to Rise

The county's contribution rates towards pension costs are expected to rise over the next several years. CalPERS is now requiring fixed payments towards the county's unfunded liability, rather than a percentage of payroll, which should provide predictability to contribution amounts. The estimated minimum required total employer contribution for FY 2019-20 is $28.9 million and employee contribution is $8.5 million, which reflects the annual required contribution but does not address the increasing unfunded liability. In addition, CalPERS has lowered its estimates on expected returns, which is forcing local governments to contribute more to retirement. The chart represents the estimated total employer contribution (which includes employee, employer and unfunded liability contributions annually) for the depicted forecasted timetable.

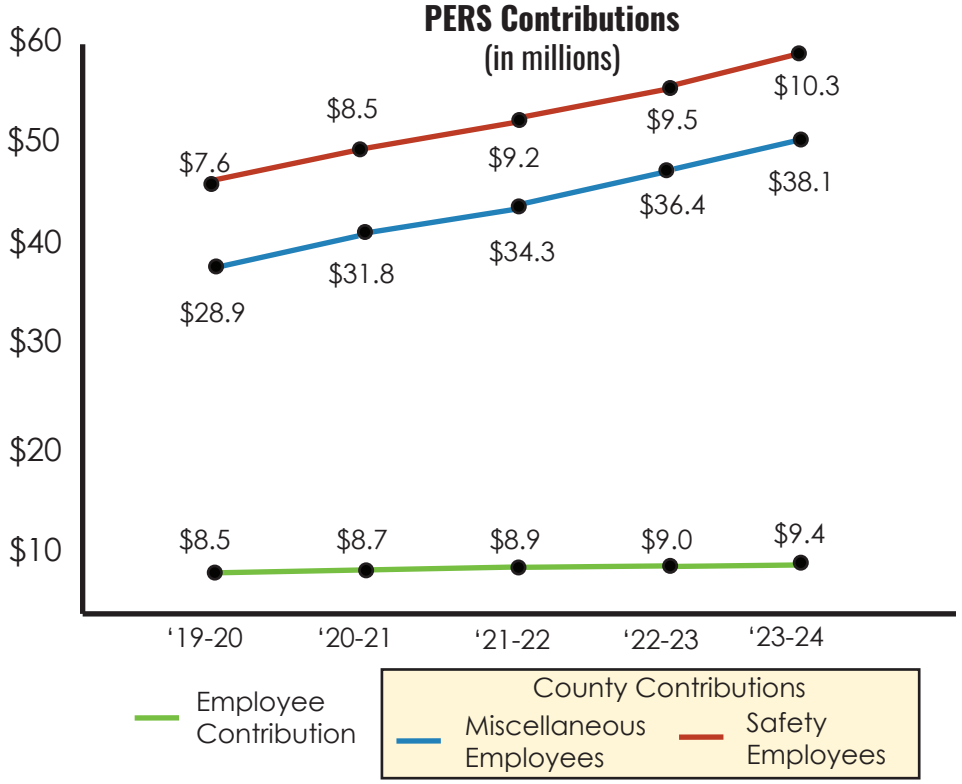

Board has taken action to stabilize pension cost

To combat our rising retirement costs the Board in 2015 decided to participate in a retirement stabilization plan, known as PARS. Here's how it works: the county invests money in an outside trust fund, which is managed by a third party. This way we can invest more aggressively than the county treasury allows. The idea is that this money grows year after year, and when the time is right – likely at the point we can't afford CalPERS increases – we put that money towards pension costs, which would help level off the increases. More and more governments are taking part in this idea, and it is one way we can protect ourselves for the long-term.

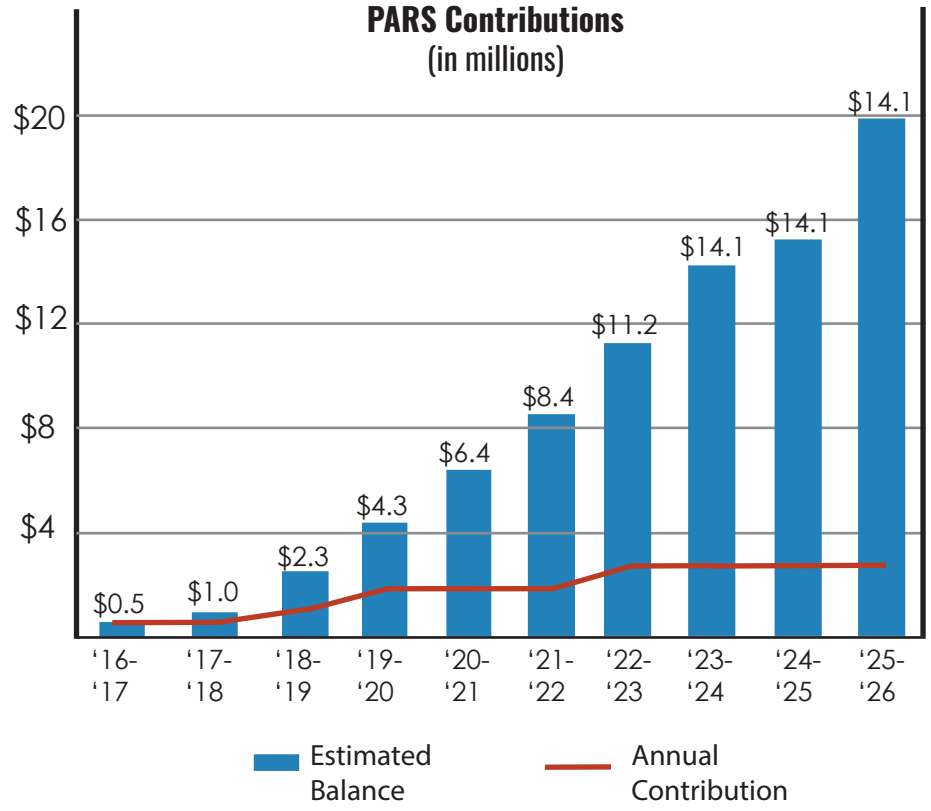

Challenges

The county has fallen far behind in regular upkeep of its facilities. As a result, there are several county facilities that need significant repair or rehabilitation. Deferring maintenance on public infrastructure will only make it more costly later when repairs and fixes are eventually made. The county needs to increase spending on maintenance to keep the facilities in serviceable condition.


Benbow Inn

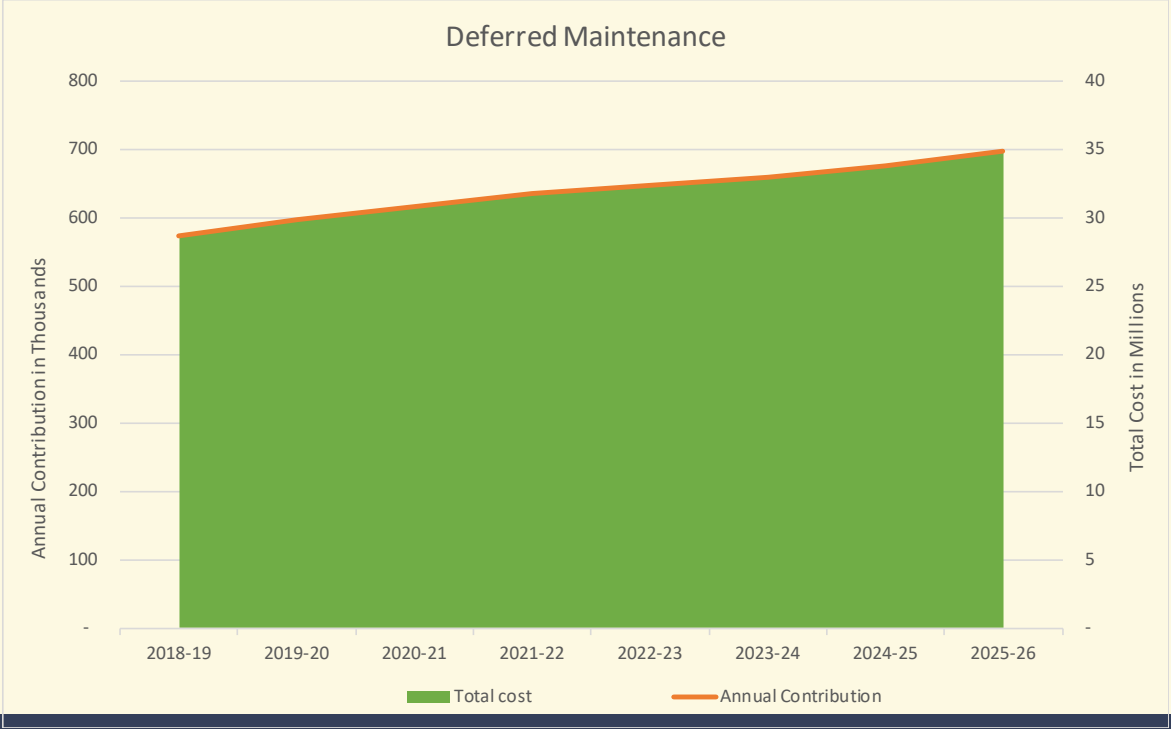

Deferred Maintenance: How Can We Keep Facilities in Good Order?

While deferred maintenance costs continue to rise, county policy requires a contribution of 2% of estimated deferred maintenance costs to be allocated on an annual basis. However, due to a number of internal and external factors policy levels have yet to be realized. This budget proposed contributing $574,000 to this purpose. Providing for and maintaining infrastructure is one of the Board's core roles in the 2037 Strategic Framework.

Deferred maintenance costs are estimated at $28.7 million, plus the Consumer Price Index (CPR), and should continue to rise by at least 3.5 percent per year. The county must allocate more funding towards deferred maintenance so that it meets or approaches policy levels. In addition, the county must prioritize the projects it will take on with any additional funding.

Community Priorities

In March, county staff conducted the Humboldt County Roadshow. Departments and elected officials traveled across the county to listen to community members discuss which county services from the Strategic Framework they would like to see prioritized. Staff took the feedback received from all three Roadshows and placed this information online for ranking. Below are the priorities as ranked by the community.



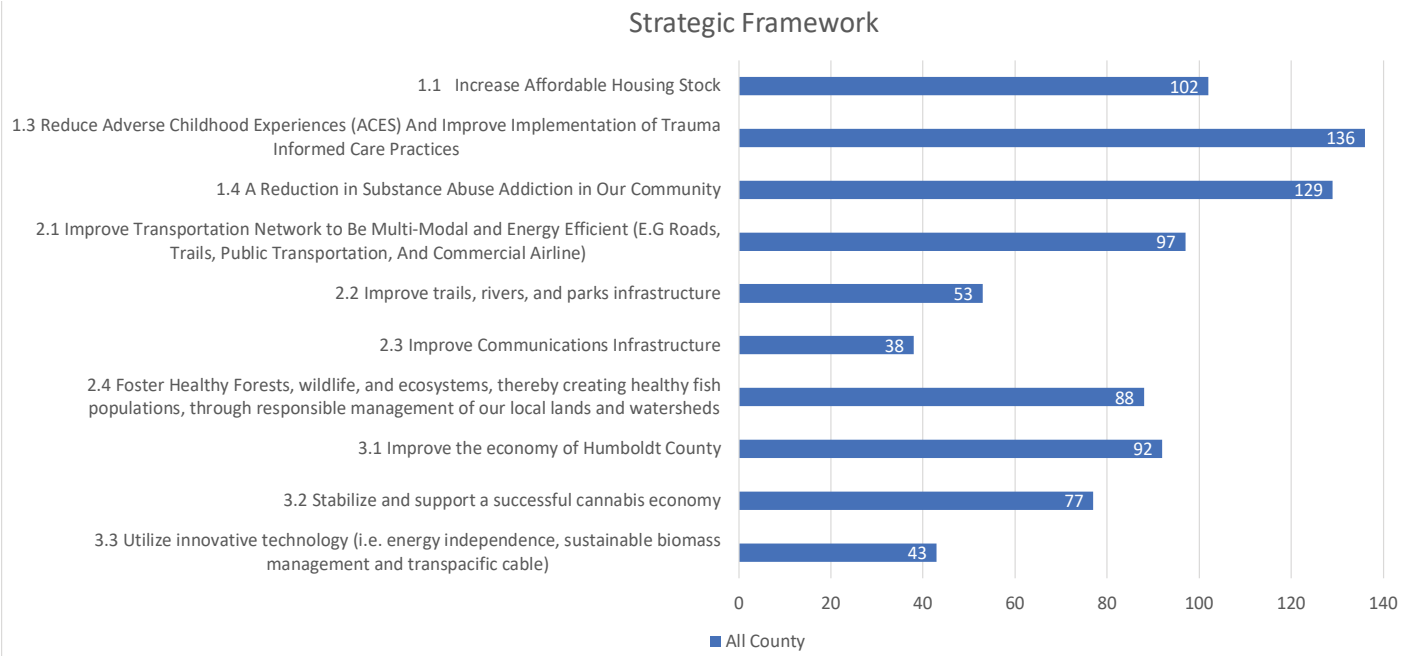



Measure Z

Measure Z is a half-cent local sales tax passed by voters in 2014 and renewed in 2018. Funds from Measure Z are intended for public safety and essential services. This funding has allowed more than 70 personnel to be added at the county, as well as city governments and local non-profits. Volunteer fire departments have received necessary equipment, including fire engines, breathing apparatuses and industry standard protective clothing that would not have been possible otherwise.

Public Safety Projects Funded in First 4 Years of Measure Z

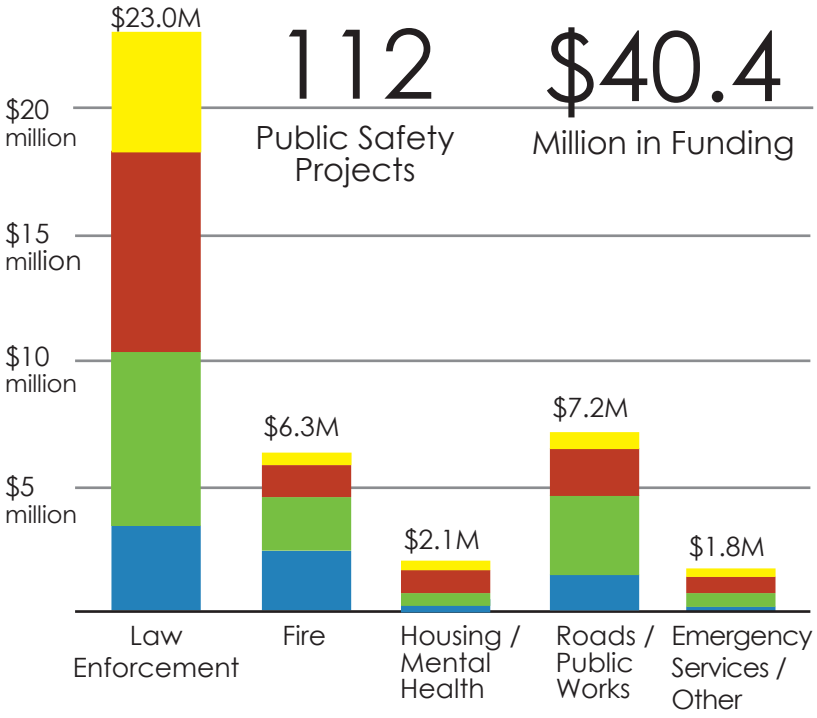

Category	Yr 1	Yr 2	Yr 3	Yr 4
Law Enforcement	$3.5M	$6.9M	$7.9M	$4.7M
Fire	$2.5M	$2.1M	$1.3M	$500k
Housing / Mental Health	$223k	$582k	$896k	$375k
Roads	$1.6M	$3.0M	$1.8M	$672k
Em. Svc's/ Other	$285k	$524k	$659k	$317k
TOTAL	**$8.1M**	**$13.1M**	**$12.6M**	**$6.6M**

**Graph indicates funds actually spent*
***A complete list of Year 5 projects is in Section J.*

"The DA's Office was unable to adequately serve the community without Measure-Z-funded staffing. [It] has yielded timely and appropriate criminal justice outcomes while also allowing provisions of appropriate support for victims and witnesses."

Humboldt County District Attorney
Project is funding increased staffing and EVAST Program for vulnerable seniors

"The Measure Z funding that is provided for the ambulance allows us to maintain Advanced Life Saving (ALS) coverage 24/7. Willow Creek is within the Golden Hour if a life-threatening event occurs. Immediate response saves lives."

K'ima:w Medical Center
Project is funding Hoopa Ambulance, which provides service along Highway 299

Public Safety

Measure Z Night Coverage

Prior to the passage of Measure Z, deputies were unable to provide 24/7 law enforcement services to our Southern and Northern Humboldt areas. During that time, the night shift consisted of 6 deputies patrolling the entire county in 12 hour shifts. With funding from Measure Z, continued by Measure O, we now have 24-hour coverage in all areas. Additionally, overnight we now have 17 deputies patrolling the county in 10 hour shifts.

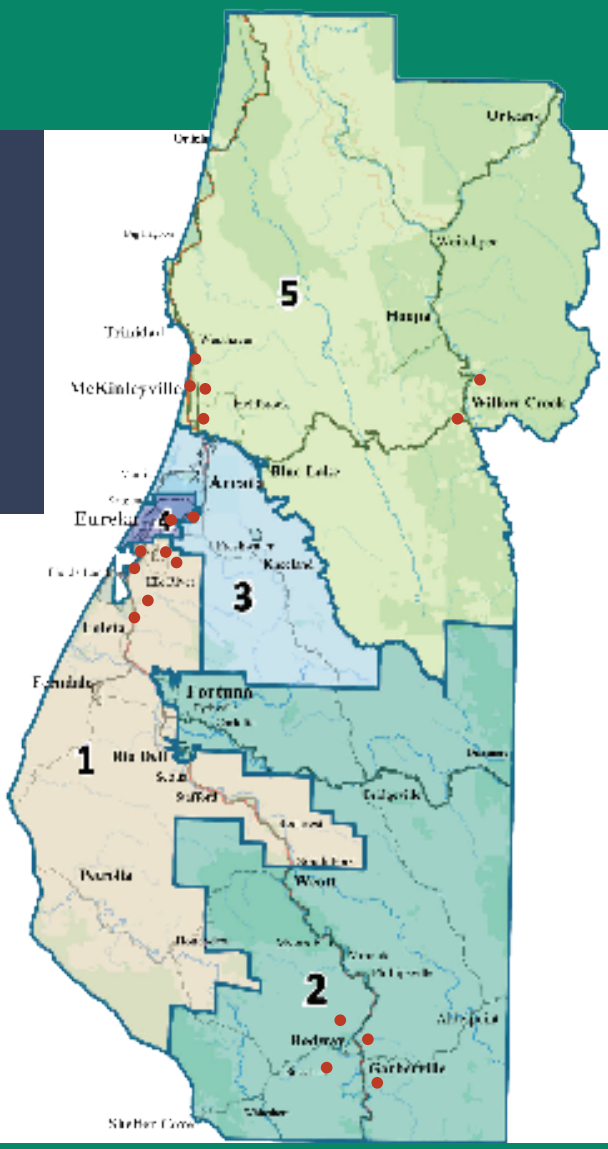

Filled Positions

18	Patrol Deputies (Including Supervisors)
9	Correctional Deputies (Including Supervisors)
3	Community Service Officers
3	Support Staff

A Focus on Service

Through Measure Z, the Sheriff has been able to bring back the Community Service Officer program. Community Service Officers (CSO) investigate crimes with no identified suspects and help free up deputies to take emergency calls for service. The Sheriff also has one CSO dedicated entirely to abandoned vehicle abatement, helping get abandoned vehicles off of our public roadways. CSOs also participate in outreaches at local schools and in the community.



"Officer Swanson is part of the Mobile Intervention Services Team (MIST), partnering DHHS social workers with police officers. He knows people by name, has built rapport, and is aware of their individual needs. His position allows him to slow down interactions, identify the underlying issues, and work on solutions. In the long run, these interactions reduce calls for service and free up time for patrol officers.

Ranger Gagnon patrols all Eureka parks and trails, keeping them clean and safe. You can find him walking through Sequoia Park, checking for helmets at the Coopers Gulch Skate Park, meeting dogs at the Del Norte Dog Park, and maintaining the Hikshari' Trail."

Eureka Police Department
Project funds 2 police officers, park ranger, homeless liaison

Cannabis Cultivation

The Humboldt County cannabis industry is at a critical moment in history. Cannabis businesses, especially small farmers, are struggling as they transition from an environment that has been illegal for more than 50 years to a legal market. Project Trellis: The County of Humboldt Cannabis Micro-grant, Marketing, and Local Equity Program (LEP) aims to support local businesses by promoting growth and sustainability in the new legal market.

Project Trellis has the potential to provide supportive services, marketing, grants and loans that are critical to local cannabis businesses becoming more competitive in the market, thereby providing a greater chance that the Humboldt County economy can thrive, and local public safety and essential services such as those funded my Measure Z, the half-cent sales tax, can continue.

Why a Trellis? Just as a garden trellis is designed to support and encourage upward plant growth, Project Trellis and the LEP can serve to support and sustain the local cannabis industry until a point of industry stabilization, or beyond.

Project Details:

Micro-grant program
Funding is aimed at providing capital assistance and business resources to Humboldt County cannabis businesses.

Marketing and Promotional Initiative
Designed to promote Humboldt-grown cannabis as a national and industry brand.

Local Equity program
This program will serve those communities and individuals impacted by the war on drugs. This portion of the program will be funded by a combination of local and state funding.

Project Trellis: Program Breakdown

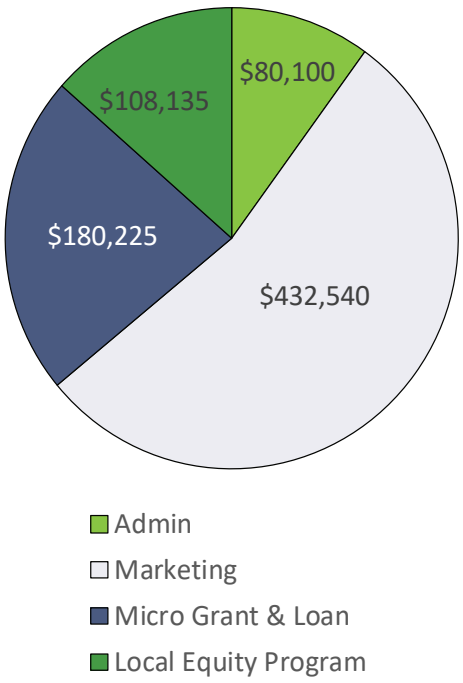

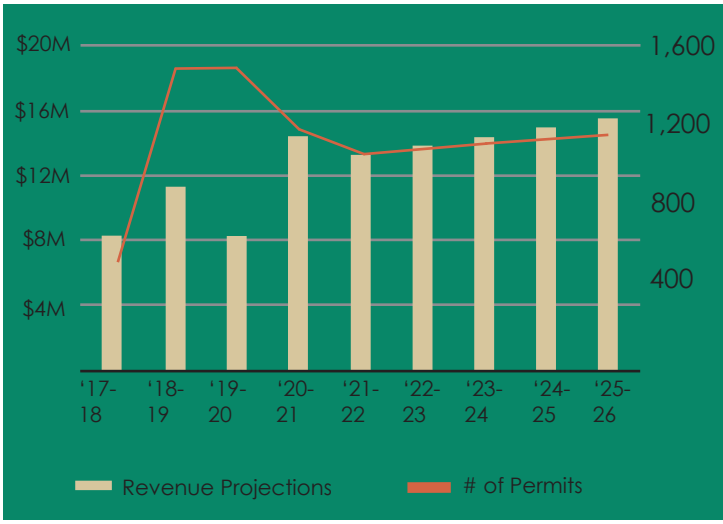

The Future of Cannabis

Utilizing Measure S revenues to fund ongoing expenses requires careful consideration as this excise tax is a new revenue source and the cannabis industry is in its infancy in terms of legalization. In March of 2019, the Board of Supervisors shifted the billing cycle delaying payments and, once due, splitting them into two installments, resulting in a $6.5 million reduction of revenue in FY 2018-19 and $9.6 million less than projected in FY 2019-20. Additionally, overall revenues are projected to decline in 2023 when rules limiting farm sizes sunsets.

A Look Ahead

If current trends continue, the General Fund is expected to fall to a negative balance as early as 2022. This is a significant risk to the county's ability to serve the community, particularly when it comes to public safety. Major contributing factors to declining fund balance include increasing retirement costs, costs for ADA and infrastructure financing, and slow to moderate revenue growth, particularly sales tax and cannabis excise tax.

Projection of General Fund Balance*

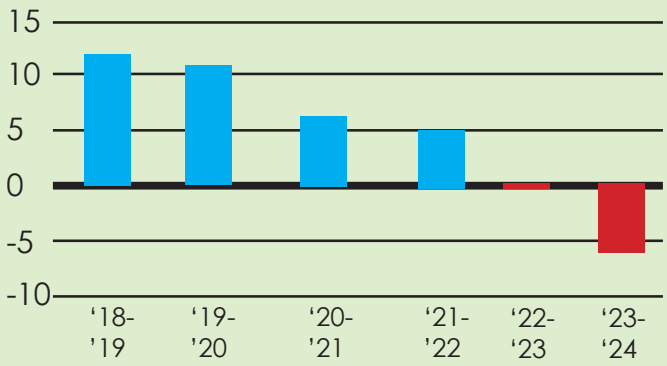

General Fund Projection Results

Projections show that expenditures exceed revenues for each year of the projection.

This forecast assumes that annual contributions to deferred maintenance are $574k and reserves are 10 percent of Measure S revenues. Contingencies are $2 million.

Entering FY 2019-20, an additional $935,000 is needed annually, or $6.5 million total, to begin to meet annual policy levels for reserves, contingencies and deferred maintenance.

* Projections were made in February, prior to changes in Measure S billing cycles. The change resulted in a reduction of approximately $8 million in both FY 2018-19 and FY 2019-20. This graph does not reflect this policy change.


Ikes Falls

What does all of this mean?

The General Fund is starting to show improvement, however the county is still spending more than it earns, and that disparity will grow in future years if no action is taken.

We discussed the factors contributing to declining fund balance above, and if either of those factors changes for the better, such as cannabis revenue, the forecast would need to be revised, and the fund balance issue would not portray such a bleak picture.

There are a number of fiscal concerns/issues that are manageable with a long-term plan and a disciplined approach. The include insufficient Reserves, fixed costs increasing faster than revenue growth, reduction of Measure Z revenue, and reliance on fund balance to produce a balanced budget.

Your Board has taken steps to begin addressing the above concerns. Commitment to those plans will provide the county with the best chance to weather the inevitable financial storms headed our way.

Community Connections

Improvement Projects Support County Youth



Freshwater Park now includes equipment and areas that are accessible to all.

First Accessible County Park Reflects Community's Needs

In the fall of 2017, the county entered into an agreement with The KPA Group to design Americans with Disabilities Act improvements at Freshwater Park. The construction project includes accessible routes to amenities, including the park's picnic areas, volleyball court, as well other various locations throughout the park. The construction project also includes a remodel of the unisex restrooms located on the lower level of the park. In addition, the playground area of the park required barrier removal to its ground surface and playground features.

Due to the detailed nature of inclusive playground equipment, the county contracted with Landscape Structures, Inc. Playground equipment and colors were chosen based on a study conducted as part of the Freshwater County Playground Renovation Project, in December 2014. This project study based its evaluation on a focus group of 2nd and 3rd grade students and parents of those students at Garfield School in Freshwater, and park visitors. In addition, the survey included neighbors along Freshwater Road and one-on-one interviews at the playground and Arcata Farmers Market.

The summary of findings concluded children ages 6-8 enjoyed structures that are unique and complex, and those that challenge their balance, imagination, and skill level. Community input indicated that the playground equipment should incorporate green and yellow as the preferred colors. Staff reviewed the findings in the report, conferred with the Department of Public Works and took into consideration budgetary constraints to determine the number of large and small features for small children, school-age children and accessibility. Staff then consulted with Ross Design, a partner of Landscape Structures, Inc., to design the county's first inclusive playground at Freshwater Park.

Sheriff's Corrections Operations Focuses on Inmate Progress



In-Custody Programming

The Sheriff's Office believes in order for inmates to be successful after release, they must be given the opportunity to better themselves while in custody. The Sheriff provides inmates with a variety of opportunities, from college courses and literacy classes to wellness counseling and AA/NA groups, we want to ensure inmates are equipped with the tools they need to stay out of jail for good.

80 Volunteers

14 Programs offered to inmates

254 Inmates completing college courses

2 Inmates receiving a HiSET certification

CalTRANS Inmate Work Crew

In-custody offenders have the opportunity to join the Caltrans inmate work crew. This crew completes various work assignments during the day such as grass mowing, culvert cleaning, small tree work and chipping throughout the county. Crew members gain work experience while serving their time.

704 Work assignments completed

Sheriff's Work Alternative Program

The Sheriff's Work Alternative Program is an alternative to incarceration for low-risk offenders. Offenders are able to work off their time at either the Sheriff's Wood Lot, Farm, Animal Shelter, or County Garage. This allows the Sheriff to reduce overcrowding inside the jail and it allows individuals to remain productive members of society.

163 SWAP participants

368 SWAP hours served

700 Cords of wood cut

Occupational empowerment program is 'Helping Humboldt'

Since DHHS's Employment Training Division (ETD) launched Helping Humboldt (HH) in August, more than 130 clients have participated in the program, which provides day-labor opportunities to individuals with significant barriers to work and in need of work readiness.

Program Coordinator Melissa Furbee said the goal of the program is to provide tangible job skills to assist participants into permanent employment. She said participants benefit from learning soft job skills such as being punctual and learning how to maintain work relationships to more concrete skills like landscaping.

Upon its inception, HH started doing regular cleanups at the Humboldt County Public Library's Eureka branch. Library Operations Manager Ronda Wittenberg said HH and Library staff have established a positive working relationship. "Our grounds are routinely receiving much needed weekly pruning, weeding and trash pickup, along with occasional graffiti removal," she said.

ETD Program Manager Connie Lorenzo said participants have picked up more than 885 pounds of trash across the community, disposed of more than two tons of green landscaping waste and washed 160 county vehicles.



Helping Humboldt staff from left: Steve Brackenbury, Jean Chiles, Julian Lennon, Melissa Furbee and Noah Urban.

"The ultimate goal of the program is getting people doing constructive community work, but also getting people ready for work," she said. "It's beneficial for the community to see our clients being constructive members of the community and giving back. It's something that has an impact on the local community."

Community Connections

Grants boost Mental Health's countywide response

Three grants totaling nearly $6.5 million are making it possible for Mental Health to expand its services to people across the county.



Mental Health staff from left: Cassie Lethin, Bryony Shaw, Dylan McClure, Kelly Johnson, Gabe Bennett, India Garza, Jet DeKruse, Windy Scott, Jennifer Oliphant, Terri Wagner, Shamieka Kiel, Trysta Hays and Betty Garfield.

All three of the awards are Mental Health Services Oversight and Accountability Commission SB 82 Triage personnel grants and include nearly $700,000 to hire more Mobile Response Team (MRT) staff to serve adults, and more than $500,000 additional funding for Children & Family Services MRT staff.

Mental Health Deputy Director Paul Bugnacki said five additional staff have been hired to work on the adult MRT since the grant came through, making it possible for the team to provide direct services from 8 a.m. to 7 p.m. daily. He said assessing individuals in the field means they can be linked to services in the least restrictive environment possible. "Now the Crisis Stabilization Unit and Sempervirens are not being overly impacted with folks who did not require that higher level of mental health services," Bugnacki said.

Mental Health's Children's MRT grant is providing similar mental health services to young people between 0 and 21 years old across the county. Senior Program Manager Jet DeKruse said through the Children's MRT grant they recently hired a new case manager who has expanded the team's ability to connect with families and follow up.

The largest grant, totaling more than $5.2 million, is a partnership between the Humboldt County Office of Education and DHHS Mental Health and will provide children with mental health services in schools across the county. Staff is currently being hired for these positions with the program likely to launch in late spring.

Oral health grant bringing smiles to local children



Laura McEwen, DHHS, and Lorey Keele, Redwood Community Action Agency community services director

More than 100 Humboldt County children with untreated cavities are getting the dental health care they need, thanks to a $3.8 million Dental Transformation Initiative grant DHHS received from the Department of Health Care Services.

In June, DHHS and its grant partners started enrolling qualified children from across the county into the Smile Humboldt Family program. Staff from Public Health worked closely with partners including Redwood Community Action Agency, K'ima:w Dental Clinic, Redwoods Rural Health Center, Open Door Community Health Centers, California Center for Rural Policy at Humboldt State University and Family and Community resource centers participating in the efforts.

Enrolled families work with a Community Health Outreach Worker (CHOW) to assist in getting the dental care they need. In addition, each CHOW provides individualized oral hygiene instruction, supplies and nutrition education so children can grow up cavity free.

Helping Humboldt



Innovative Project Ensures Health of Historic Bridge

Brookwood Bridge was first known fumigated wooden bridge in California

Built between 1967 and 1969, the picturesque Brookwood Drive Bridge has served as the gateway into the Brookwood neighborhood for 50 years. The covered timber warren-truss structure, with its signature red paint, crosses over Jacoby Creek near the community of Bayside in Humboldt County.

In 2013, the Humboldt County Department of Public Works conducted a field inspection and bridge condition evaluation to determine what was needed to ensure the bridge would remain a safe way for pedestrians and vehicles to cross the creek for many years to come as it is the only access route into the community.

The primary concern identified in the evaluation was the presence of wood destroying pests which, if not treated, had the potential to cause significant irreversible damage to the lower truss chords and floor beams of the bridge, which are important structural members. Other issues like paint wear, pedestrian walkway and railing deterioration, and needed roof repairs were identified as well.

Rather than replacing the well-designed and constructed bridge which was built by Earl Biehn and Charles Roscoe, first head of the engineering department at Humboldt State, the county worked to preserve and restore the rare and locally significant bridge.

Rehabilitation measures were identified as a cost-effective strategy and the County used unique design and construction techniques to complete the project. The project successfully navigated uncharted regulatory requirements as it was the first time a wooden bridge was fumigated in California. It also used compressed natural gas to maintain utility service during construction operations. The pedestrian walkway was restored to its original appearance while updating its design for current code loading and standards.

The rehabilitation efforts for the bridge were completed in October 2018 by Quincy Engineering (Engineering Design Firm), Kernen Construction (Contractor), and SHN (Construction Management). The bridge should continue to serve the residents of Brookwood and Humboldt County for the foreseeable future.

County Organizational Chart

CITIZENS OF HUMBOLDT COUNTY

BOARD OF SUPERVISORS

GOVERNANCE
- ASSESSOR
- CLERK-RECORDER
- COUNTY ADMIN OFFICE
- COUNTY COUNSEL
- HUMAN RESOURCES
- TREASURER-TAX COLLECTOR
- AUDITOR-CONTROLLER

LAW & JUSTICE
- CHILD SUPPORT SERVICES
- DISTRICT ATTORNEY
- GRAND JURY
- PROBATION**
- PUBLIC DEFENDER
- SHERIFF-CORONER

HEALTH & HUMAN SERVICES
- DEPARTMENT OF HEALTH & HUMAN SERVICES

LIBRARY & AG
- DEPARTMENT OF AGRICULTURE
  - COOPERATIVE EXTENSION*
  - LIBRARY

PLANNING & BUILDING
- PLANNING & BUILDING DEPARTMENT

PUBLIC WORKS & AVIATION
- PUBLIC WORKS DEPARTMENT
  - AVIATION DEPARTMENT

ELECTED OFFICIAL

* DEPARTMENT HEAD APPOINTED BY STATE

** DEPARTMENT HEAD APPOINTED BY COURTS



Bunker Hill

Staying Involved

Digitally at Humboldtgov.org

- Sign up for the county's monthly electronic newsletter
- Weigh in on county issues on the Open Humboldt discussion forum
- Join Nextdoor.com to connect with your neighbors

In Person

- Attend the annual Budget Roadshow in Feb or March
- Attend or watch a Board of Supervisors meeting on Tuesdays
- Attend the budget hearings in June

Photography credits

Nanci Bryant

Cover: King Range
Back Cover

Nanci Bryant is an employee of the Agriculture Department. She takes her camera everywhere and enjoys taking landscape shots and clearly identifying a subject within a frame. Her dog Beau is a frequent star of her photography.

Jill Duffy

P. 10 Osprey
P. 12 Stone Lagoon
P. 13 Orick

Jill Duffy is a former 5th District Supervisor. She enjoys taking nature shots of the beautiful 5th District, which includes Hoopa, Orick, Fieldbrook,Korbel, Orleans, McKinleyville, Trindad and more.

Ken Malcomson

P. 11 Lighthouse Road
P. 21 Ikes Falls
P. 26 Bunker Hill

Ken Malcomson is a longtime Humboldt County resident and graduate of Humboldt State. His photography often appears in local publications.

Other Submitted Photos

P. 16 Lisa Wilhelmi: Benbow Inn
P. 19 City of Eureka
P. 22 Humboldt County Administrative Office
P. 23 Sheriff's Office: Inmate Programming
P. 23 DHHS: Occupational Empowerment
P. 24 Mental Health, Oral Health
P. 25 Public Works: Brookwood Bridge



PROPOSED BUDGET
FY 2019-20

HUMBOLDT COUNTY
CALIFORNIA

FY 2019-20
PROPOSED BUDGET



PROFILE

Demographics
Population
Education
Employment

County Comparison
Infrastructure
Agriculture

COUNTY OF HUMBOLDT
The Home of the Redwoods

DEMOGRAPHICS

SCENERY

The climate is ideal for growth of the world's tallest tree - the coastal redwood. Though these trees are found from southern Oregon to the Big Sur area of California, Humboldt County contains the most impressive collection of Sequoia sempervirens. The county is home to Redwood National and State Parks, Humboldt Redwoods State Park (The Avenue of the Giants), and a number of other groves of these magnificent trees.

Humboldt County also contains more than 40 parks, forests, reserves and recreational areas, numerous beaches, six wild and scenic rivers, and an impressive collection of Victorian structures from the early days of county history. Lonely Planet picked California's Redwood Coast as the best U.S. place to visit in 2018.



Geography

Located on the far North Coast of California, 200 miles north of San Francisco and about 50 miles south of the southern Oregon border, Humboldt County is situated along the Pacific coast in Northern California's rugged Coastal (Mountain) Ranges, bordered on the north by Del Norte County, on the east by Siskiyou and Trinity counties, on the south by Mendocino County and on the west by the Pacific Ocean. The county encompasses 2.3 million acres, 80 percent of which is forestlands, protected redwoods and recreational areas. A densely forested, mountainous, rural county with about 110 miles of coastline, more than any other county in the state, Humboldt contains over forty percent of all remaining old growth Coast Redwood forests, the vast majority of which is protected or strictly conserved within dozens of national, state, and local forests and parks, totaling approximately 680,000 acres (over 1,000 square miles). Humboldt's highest point is Salmon Mountain at 6,962 feet. Its lowest point is located in Samoa at 20 feet. Humboldt Bay, California's second largest natural bay, is the only deep water port between San Francisco and Coos Bay, Oregon, and is located on the coast at the midpoint of the county. According to the U.S. Census Bureau, the county has a total area of 4,052 square miles of which 3,568 square miles is land and 484 square miles (12%) is water. Located inside Humboldt County is Cape Mendocino, the westernmost point in California (longitude124 degrees, 24 minutes, 30 seconds).



U.S. Highway 101 links the county to the rest of coastal California to the south and the coast of Oregon to the north. Highway 299 links the county to Interstate 5 to the east. The county's regional airport in McKinleyville has daily flights to San Francisco, Los Angeles and Denver, Colorado.

Humboldt County's major rivers include (in order of largest to smallest): Klamath River, Eel River, Trinity River, Mad River, Redwood Creek, Van Duzen River, Eel River syncline group (composed of the South Fork, the North Fork, and the Salt River), Mattole River, Salmon River, Elk River, Bear River, and Little River.

Climate

The coastal zone of the county experiences very wet, cool winters and dry, mild foggy summers. Winter rainstorms are frequent, with averages from 30 inches to 100 inches a year varying with elevation. The coastal zone experiences a number of frosty nights in winter and early spring, though snowfall is rare. Winter temps range from the high 50's to low 30's. Inland areas of the county also experience wet, cool winters. Snowfall is common at elevations over 3,000 ft throughout the winter months.



Coastal summers are cool to mild, with frequent fogs. Temps range from 70's to upper 40's with average highs in the 60's. Summer displays the sharpest difference between the coastal and inland climates. Maximum readings for the year often do not exceed 80 on the coast, while 100 degree plus readings occur frequently in the mountain valleys in eastern and southern parts of the county including Orleans, Hoopa, Willow Creek, Garberville, Honeydew, and inland river valleys.

Humboldt County is an area of moderate temperatures and considerable precipitation. In most years, rainfall is experienced each month of the year, although amounts are negligible from June through August. Seasonal totals average more than 40 inches in the driest area, and exceed 100 inches in the zones of heavy precipitation. Because of the moisture and moderate temperature, the average relative humidity is high. Largely as a result of the proximity to the Pacific Ocean, the adjoining coastal area has one of the coolest, most stable temperature regimes to be found anywhere. The marine influence is less pronounced in the inland areas and experiences wider variations of temperature and lower humidity.

Historically, Humboldt County and the entire far north coast have had many earthquakes over 6.0 magnitude. The 1992 Cape Mendocino earthquakes were a series of three major earthquakes that occurred off the coast of Cape Mendocino, California on April 25 and 26, 1992, the largest being a 7.2. Ninety-five people were injured and property in the county

sustained considerable damage. In 2010 a 6.5 magnitude earthquake struck offshore, 33 mi. (53 km) west of Eureka, resulting in only minor injuries and some structural damage to houses and utilities, and no fatalities reported.

Demographics

As of the 2010 census, the population was 134,623. The county seat is Eureka. Its primary population centers are Eureka, the site of College of the Redwoods main campus, and the smaller college town of Arcata, site of Humboldt State University. The racial makeup of Humboldt County was 81.7% White, 1.1% African American, 5.7% Native American, 2.2% Asian, 0.3% Pacific Islander, 3.7% from other races, and 5.3% from two or more races. Hispanic or Latino of any race were 9.8%. Arcata, Blue Lake, Eureka (county seat), Ferndale, Fortuna, Rio Dell, and Trinidad are all incorporated cities.

Industry



Humboldt County is known for its redwood trees, and many acres of private redwood timberland make Humboldt the top timber producer in California. The lush river bottoms adjacent to the ocean are renowned for producing rich, high-quality dairy products. Somewhat more inland the warmer valleys have historically produced abundant apples and other fruit. More recently vineyards have been planted in the Trinity, Klamath, Mattole and upper Eel river valleys. With nearly 1,500,000 acres of combined public and private forest in production, Humboldt County alone produces twenty percent of total volume and thirty percent of the total value of all forest products produced in California.

Humboldt County is also known for its family operated dairy farms. The Humboldt Creamery, a significant producer of high grade ice cream and other dairy products, still operates from the original headquarters located at Fernbridge adjacent to the Eel River. Humboldt County also locally produces specialty goat cheese, or chevre, products, and farms oysters, which are sold throughout the world.

Humboldt County has gained notoriety for its cultural attributes associated with the cultivation and proliferation of cannabis. In the years before marijuana legalization (early 1970s-late 1980s), Humboldt County saw a large migration of the Bay Area counter-culture to its region. The rural culture and hippie scene eventually collaborated to create a rural hippie community in which cannabis became the center of the economy. The 2008 independent feature film Humboldt County centers on the county's cannabis cultivation subculture, and the region has been featured on several nationally broadcast investigative journalism television series and specials related to local law enforcement eradication activities and area culture. In 2017, Humboldt added secure track and trace protocols to its list of regulatory accomplishments. The program is based on security protocols that have been perfected over decades in other industries, including pharmaceuticals, tobacco and alcohol.

History



The original inhabitants of the area now known as Humboldt County include the Native American Wiyot, Yurok, Hupa, Karuk, Chilula, Whilkut, and the Eel River Athapaskan peoples, including the Wailaki, Mattole and Nongatl. One of the largest Wiyot villages, Tolowot, was located on Indian Island in Humboldt Bay. Founded around 900 BC, it contains a shell midden (or shell mound, an archaeological feature consisting mainly of mollusk shells, associated with past villages and debris of human activity as a designated village dump site) 6 acres in size and 14 feet deep. It was the site of the February 26, 1860 massacre of the Wiyot people that was recorded by author Bret Harte, living in Union (present-day Arcata). Between 60 and 200 Wiyot men, women, and children were killed that night. Tolowot is now a restricted site and a National Historic Landmark. Humboldt County has eight Indian reservations lying within its borders: Big Lagoon Rancheria, Blue Lake Rancheria, Hoopa Valley Indian Reservation, Karuk Indian Reservation (partly in Siskiyou County), Rohnerville Rancheria, Table Bluff Rancheria, Cher-Ae Heights Indian Community of the Trinidad Rancheria, and Yurok Indian Reservation (partly in Del Norte County). Only four other counties in the United States have more: San Diego County, California; Sandoval County, New Mexico; Riverside County, California; and Mendocino County, California. The Hoopa Valley Indian Reservation is the largest in the state of California, a state that generally has very small reservations (although very numerous) relative to those in other states.



Humboldt County proper was formed in 1853 from parts of Trinity County to the east. The first recorded entry by people of European origin was a landing by the Spanish in 1775 in Trinidad. The first recorded entry of Humboldt Bay by non-natives was an 1806 visit from a sea otter hunting party from Sitka, AK employed by the Russian American Company. The hunting party included Captain Jonathan Winship, an American, and some Aleut hunters. The bay was not visited again by people of European origin until 1849 when Josiah Gregg's party visited. In 1850, Douglas Ottinger and Hans Buhne entered the bay, naming it Humboldt in honor of the great naturalist and world explorer, Alexander von Humboldt, and the name was later applied to the county as a whole.

Government

Humboldt County is in California's 2nd congressional district, represented by Democrat Jared Huffman. In the state legislature, Humboldt is part of the 2nd Senate District, represented by Democrat Mike McGuire, and the 2nd Assembly District, represented by Democrat Jim Wood. At the local government level, incorporated cities are run by councils made up of a mayor, city manager, and councilmembers. Unincorporated areas and communities are represented by the

Humboldt County Board of Supervisors, who direct the county's elected and appointed department heads.

Education

Post-secondary education is offered locally at the College of the Redwoods community college and Humboldt State University, a California State University well known for its exceptional forestry, botany, anthropology, and marine biology programs. Blue Lake's Dell'Arte International School of Physical Theatre offers accredited three-year Masters of Fine Arts in Ensemble Based Physical Theatre.

Travel & Tourism

The only commercial airport in Humboldt County, the California Redwood Coast - Humboldt County Airport formerly known as the Arcata-Eureka Airport, is located in McKinleyville (north of Arcata). Other (general aviation) airports are located in Dinsmore, Garberville, Kneeland, Murray Field (Eureka), Samoa Field and Rohnerville (Fortuna).

Area cities and towns are known for hundreds of ornate examples of Victorian architecture.

Humboldt has five national parks including Redwood National Park and Six Rivers National Forest; fifteen state parks including Redwood State Park, Grizzly Creek Redwoods State Park, Trinidad State Beach, Patrick's Point State Park, Prairie Creek Redwoods State Park, Richardson Grove State Park, and Azalea State Reserve; and thirteen county parks including Big Lagoon County Park, Freshwater County Park, Moonstone Beach, and Van Duzen Pamplin Grove.





Throughout the year, Humboldt hosts a variety of events, including the Redwood Coast Jazz Festival, Tour of the Unknown Coast (by Bicycle), World-Championship Kinetic Sculpture Race, Rhododendron Festival and Parade, Arcata Oyster Festival, Blues by the Bay, Redwood Acres Fair, Fourth of July Festivals, Fortuna Rodeo, Humboldt County Fair, Trinidad Fish Festival, Blackberry Festival, Apple Harvest Festival, Redwood Run, and Truckers Christmas Parade.



Movies filmed in Humboldt within the last several decades include Swiss Army Man, Woodshock, The Love Witch, The Ritual, Willow Creek, After Earth, Humboldt County, The Majestic, Almost Heroes, Jurassic Park: The Lost World, Outbreak, Halloween III, and Star Wars: Return of the Jedi. TV shows include episodes of 48 hours, Survivorman, Diners, Drive-Ins, and Dives, Finding Bigfoot, Intervention, Marijuana, Monster Fish, Lonely Planet, Hoarders, Crime Watch Daily With Chris Hansen, On the Case with Paula Zahn, and California Gold With Heull Howser.

POPULATION

2018 Population % by Area

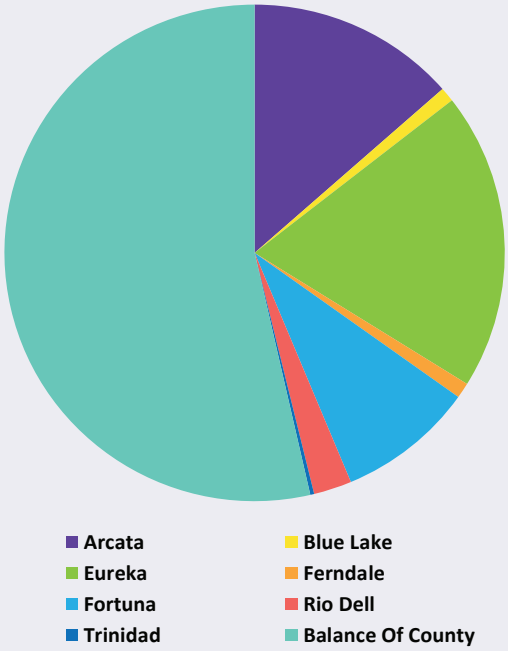

Humboldt County Total Population

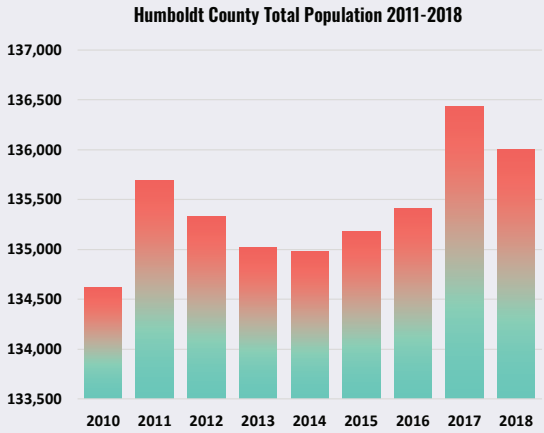

Source: California Department of Finance Demographic Research Unit; Report E-4 Populations Estimates for Cities, Counties and the State 2010-2018.

Population by Race



81% White
11% Hispanic*
5% Native American
3% Asian
1% African American
6% Other or Mixed

Source: U.S. Census, 2013-2017 American Community Survey 5 Year Estimates - Humboldt County, California, Demographic and Housing Estimates.

*Note: Total may exceed 100 percent. Individuals identifying as Hispanic race may self-declare their ethnicity in several categories, including but not limited to African-American, White or Native American.

Humboldt County Population by Area

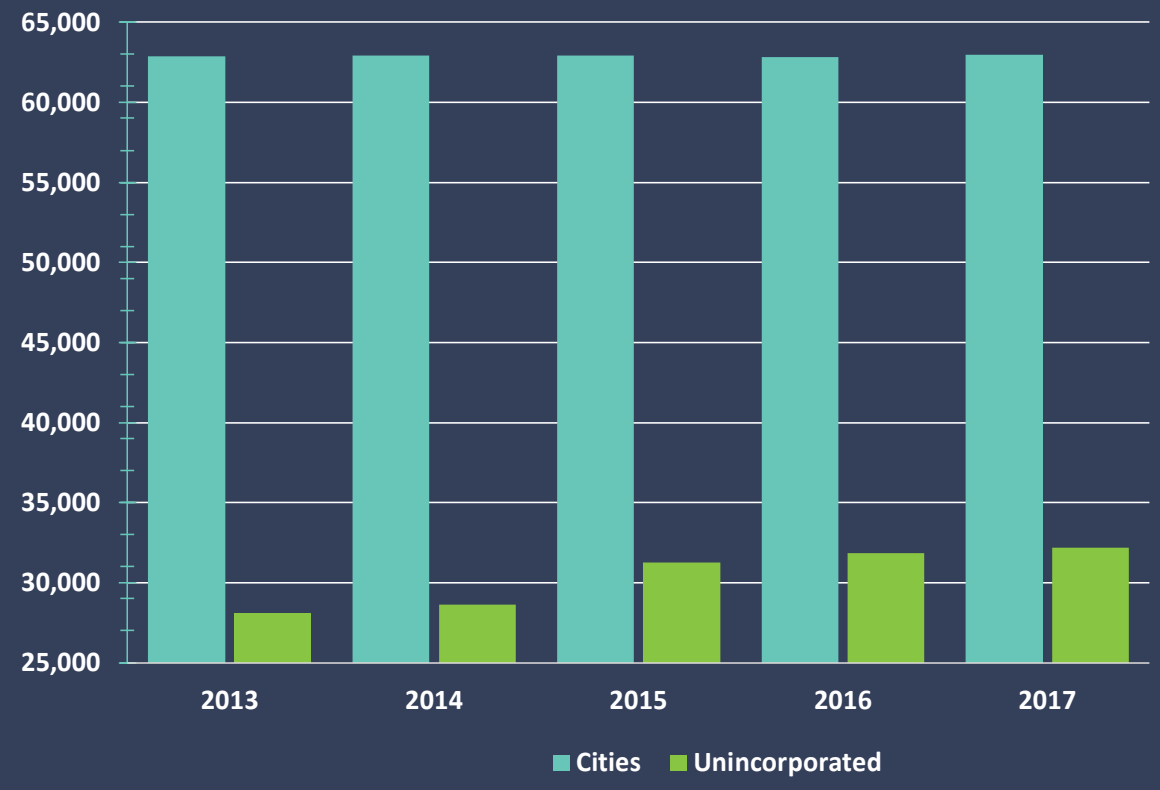

Humboldt County Population by Age

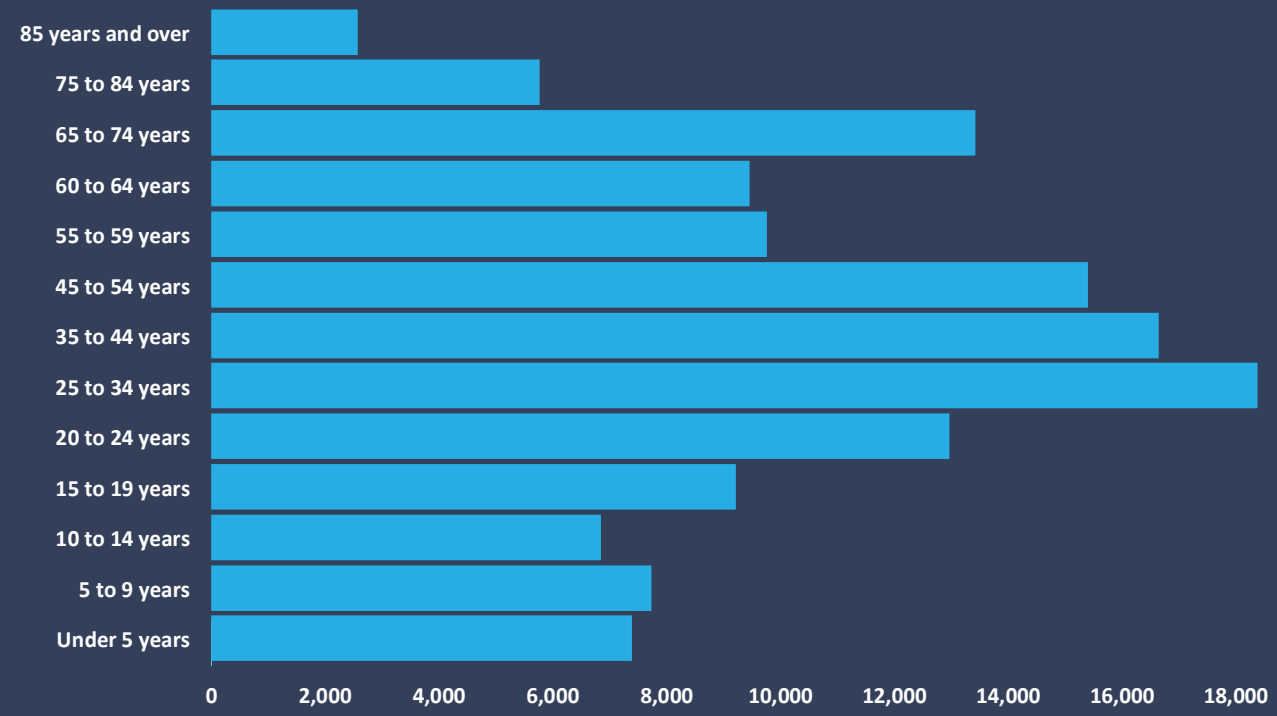

EDUCATION

Humboldt County is home to two major institutions of higher education. Humboldt State University, a campus of the California State University system, is located in Arcata. College of the Redwoods, the community college for California's North Coast, has a campus south of Eureka and instructional sites in Hoopa, Eureka and Garberville.

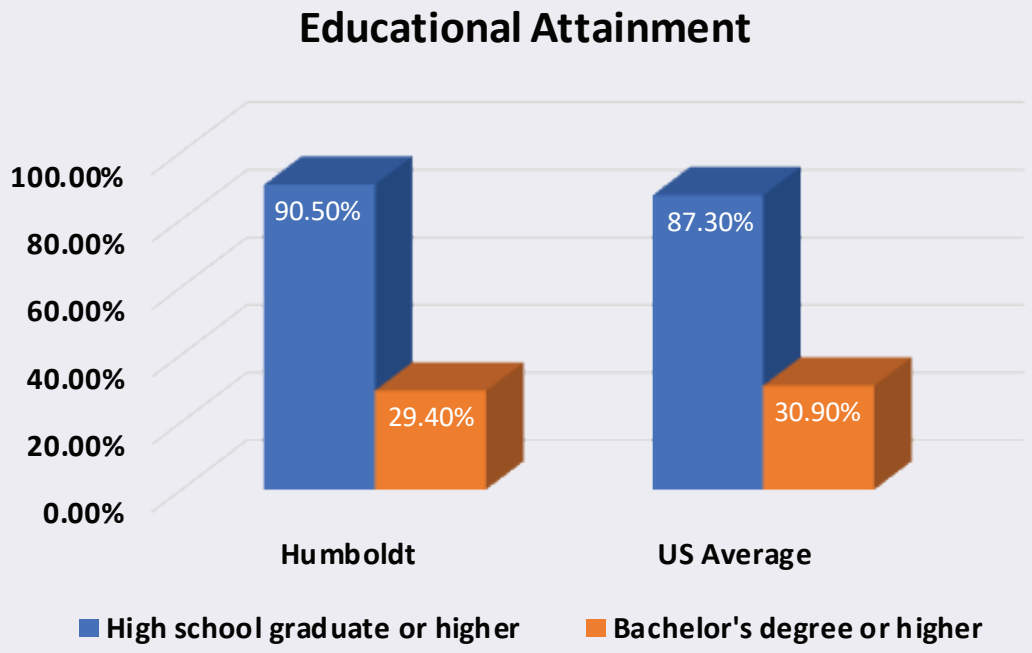

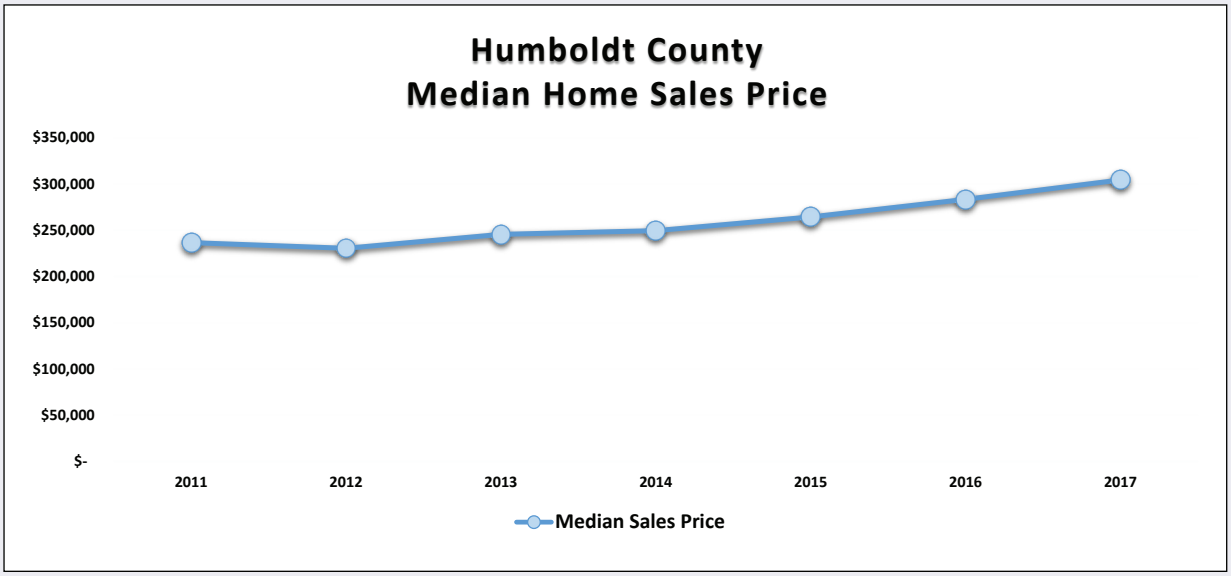

EMPLOYMENT

According to the Labor Market Information Division of California's Economic Development Department, the largest employment sectors in Humboldt County in 2018 are:

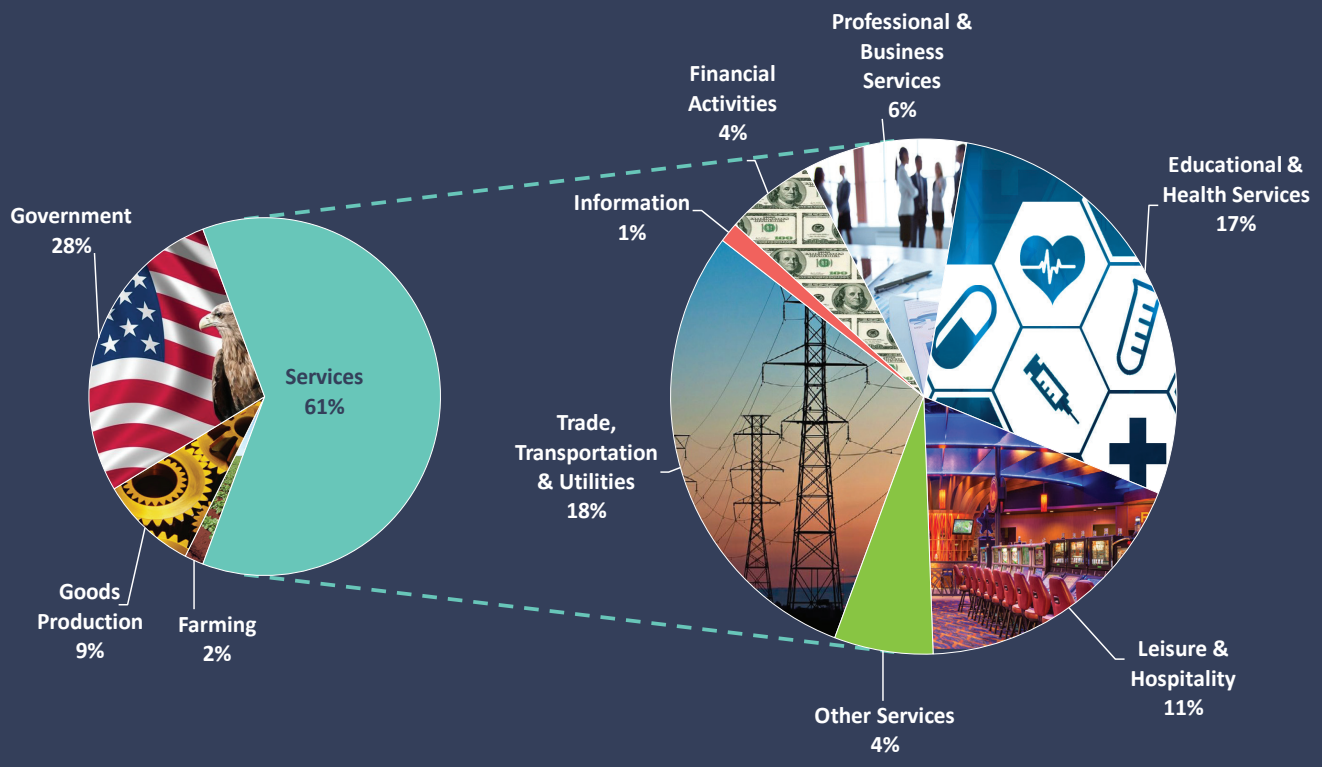

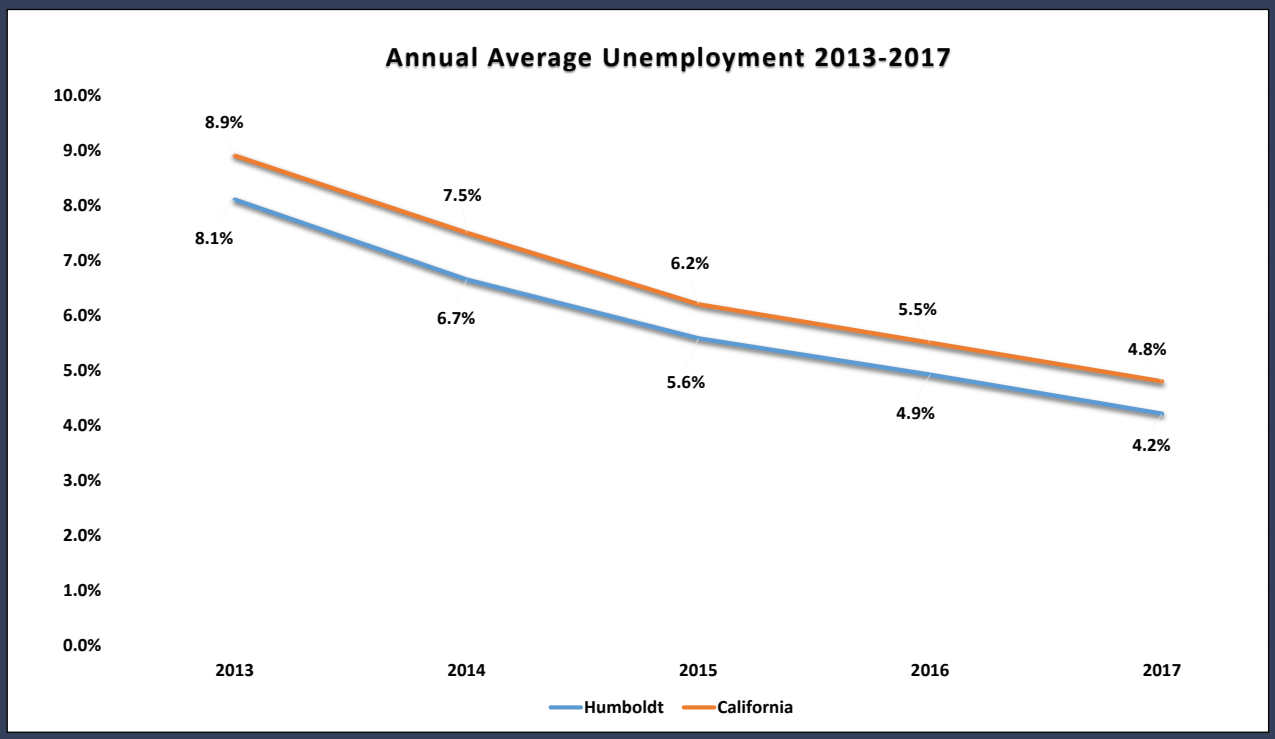

EMPLOYMENT

Top Employers in Humboldt County	
Bettendorf Trucking	Pacific Seafood Co
Blue Lake Casino & Hotel	Redwood Memorial Hospital
Costco Wholesale	Schmidbauer Lumber
City of Eureka	St Joseph Health
Eureka High School	St Joseph Hospital - Admin.
Green Diamond Resource Co.	Sun Valley Group
Humboldt County DHHS	Target
Humboldt County Public Health	Trinidad Rancheria
Humboldt County Mental Health	Umpqua Bank
Humboldt County Office of Education	US Post Office
Humboldt County Sheriff Department	Walmart
Mad River Community Hospital	Winco Foods
Note: List is **not** ranked in order of employment size	

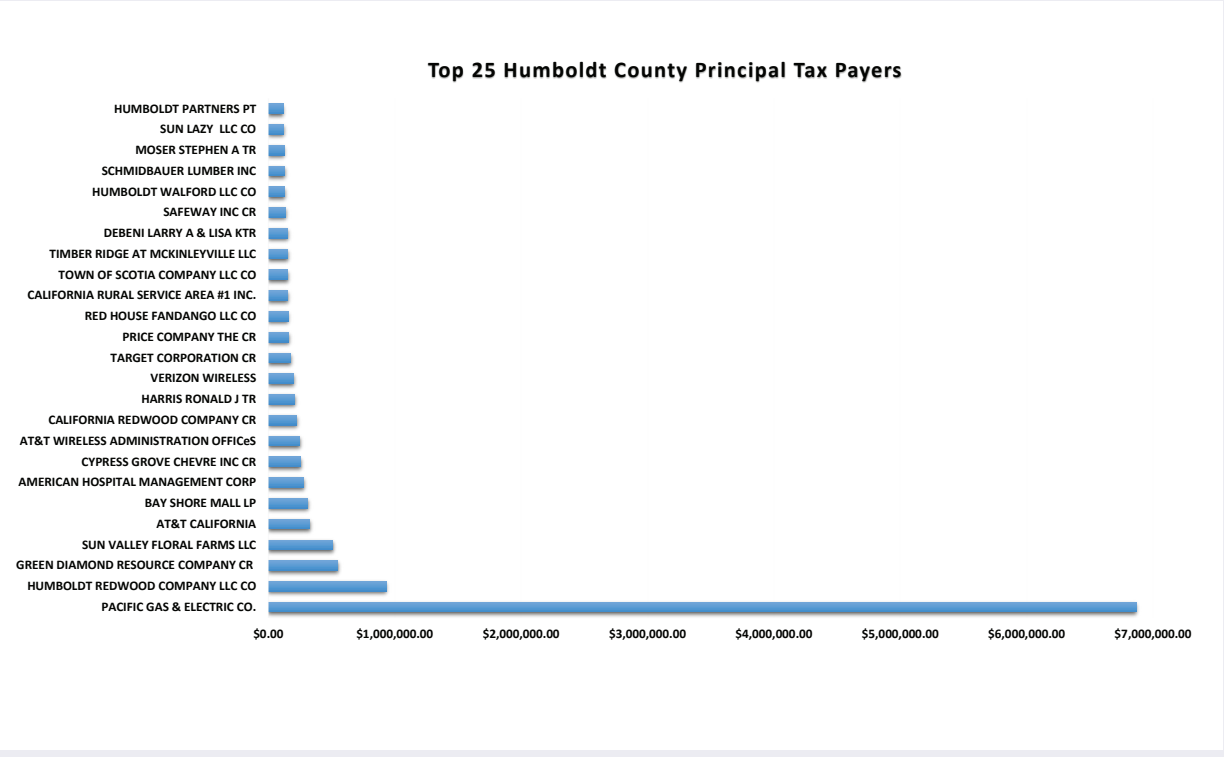

Humboldt County Methods of Commute

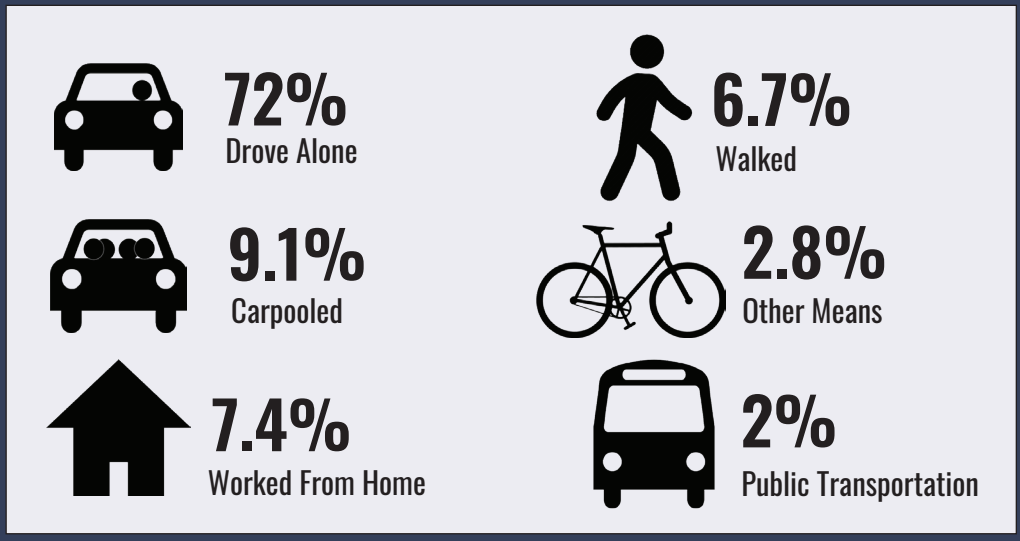

Gas Tax Trends for Pavements

The gas tax is the single largest funding source for cities and counties, yet this is projected to decline statewide and nationally.

The graph depicts a revenue source that is declining; 1) Partly due to declining gas consumption (more gas efficient vehicles on the road); 2) Additional responsibilities for most local jurisdictions such as compliance with ADA curb ramps and sidewalks.

Under the existing maintenance investment level, the state's average local street and road Pavement Condition Index (PCI) is projected to drop from 65 to 56 by 2026. To bring the average pavement condition of the state's local streets and roads into a state of good repair, or Best Management Practices (BMP), the investment in pavement maintenance would need to increase by more than four-fold.

The purchasing power of the state's 18-cent per gallon base excise tax on gasoline has declined to 9 cents per gallon, when adjusted for inflation and mileage.

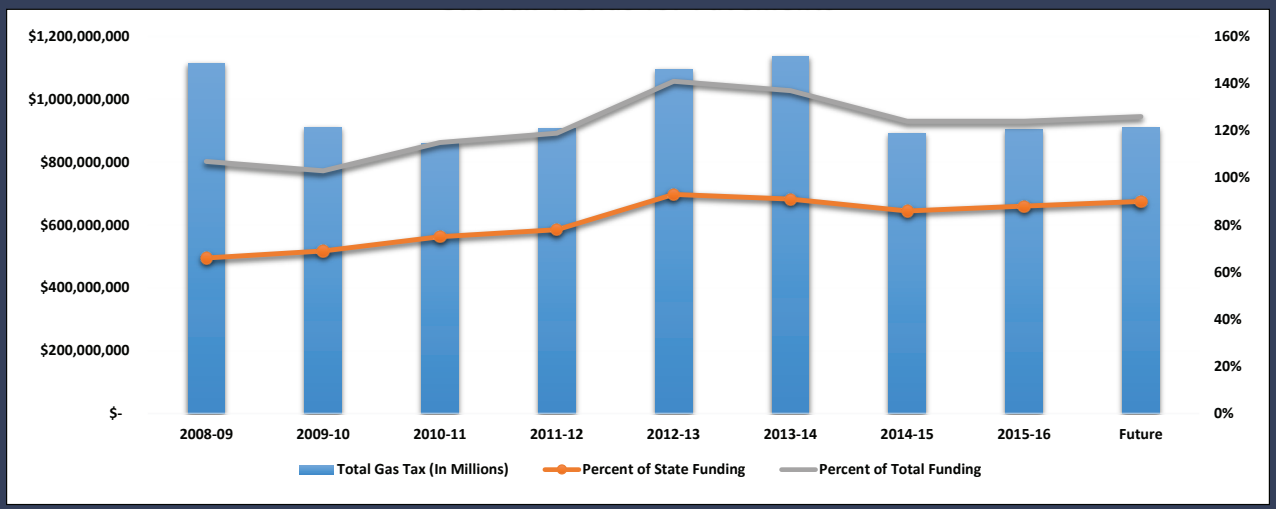

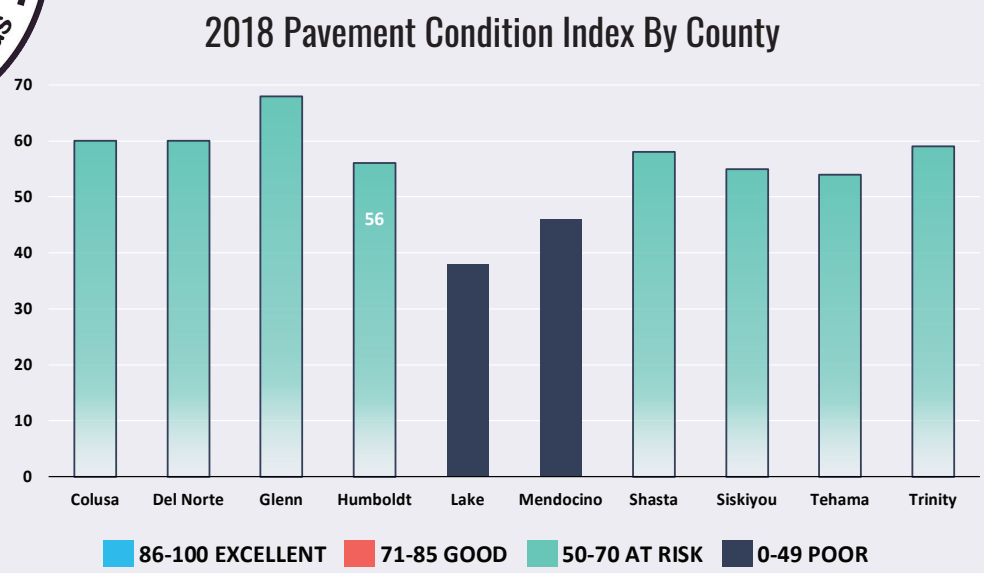

As a whole, California's local streets and roads are "At Risk".

It is clear that California's local streets and roads network are not just at risk; they are on a continuous decline with an average PCI of 60, down 5 points from the 2016 data.

Average CA 2018 PCI v. 2016 PCI		
	Major	**Local**
Urban Streets	69 up 1	66 no change
Rural Roads	63 down 2	55 no change
Avg statewide PCI is 60		

Source: 2018 Local Streets and Roads Assessment Save California Streets

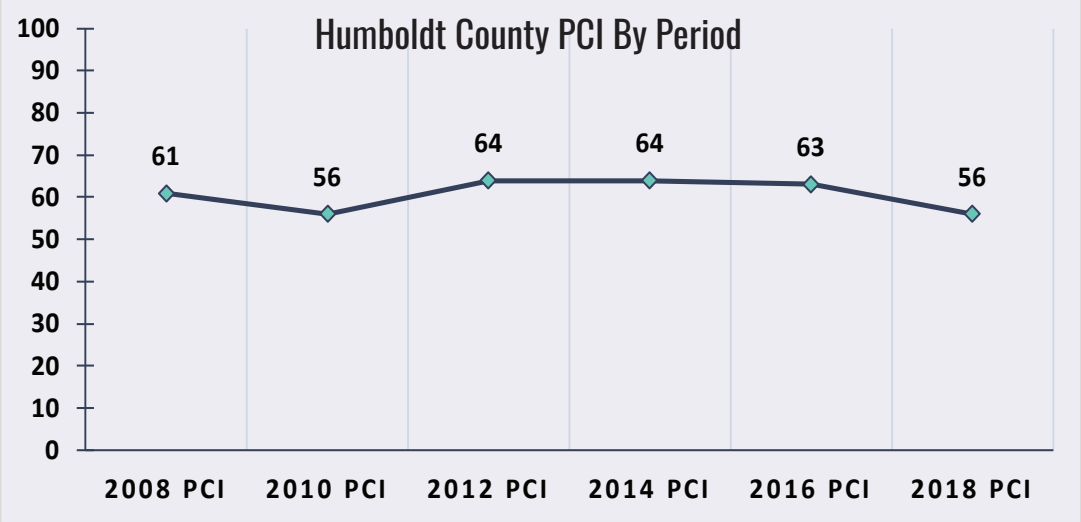

Humboldt County PCI indicates a return from a several year incline. There is still a lot of work to be done to bring the PCI from At Risk to Good. PCI indicates that major streets or roads continue to be in better condition than local roads. In fact, rural local roads have the lowest PCI than any other category. 54 out of 58 California counties have an average pavement condition that is either "At Risk", or "Poor".

AGRICULTURE

Agriculture and livestock remain vital elements to the culture and economy of Humboldt County. The following graphs depict agriculture value trends and agricultural commodities as a percentage of production with livestock, timber and nursery products as the largest producers.

Gross Agricultural Receipts 2016



Source: Humboldt County Agricultural Commissioner; Humboldt County Crop and Livestock Report, 2017.

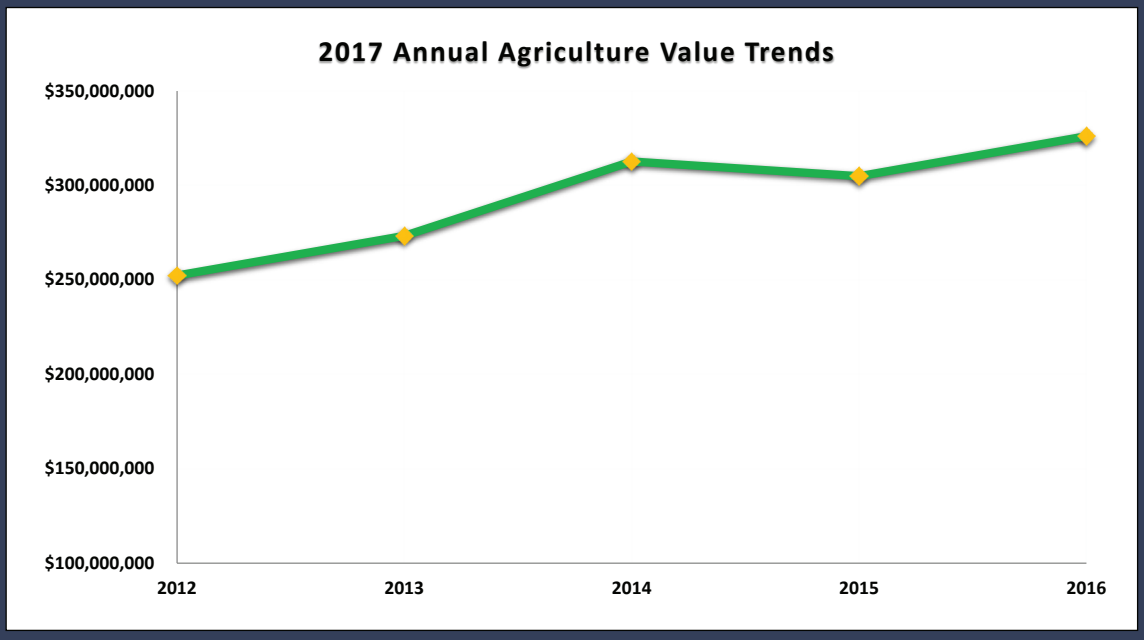

Population Change 2014-2018

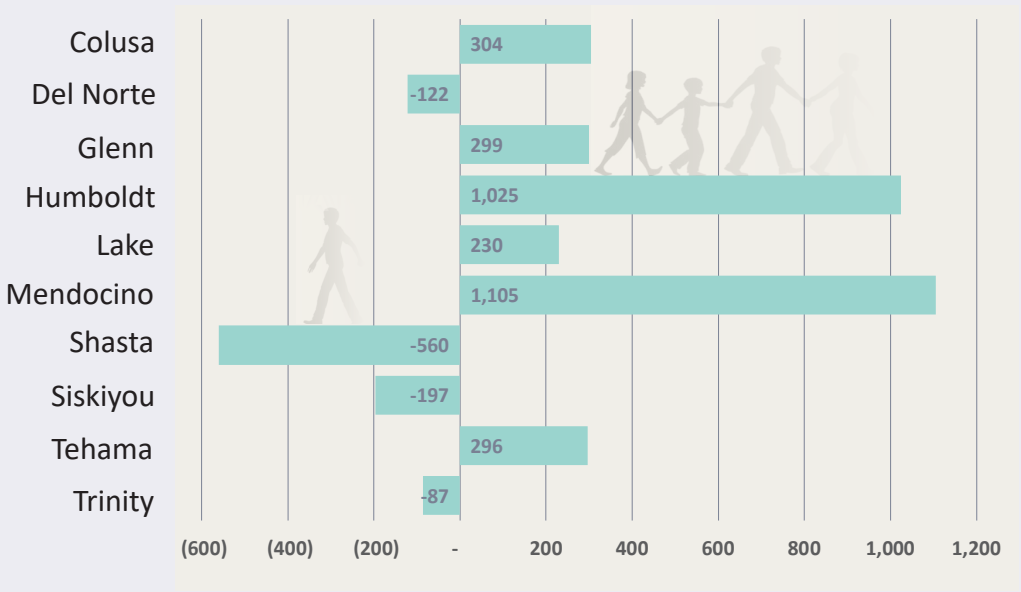

Source: California Department of Finance Demographic Research Unit; Report E-4 Populations Estimates for Cities, Counties and the State 2010-2018

Median Gross Rent 2013-2017

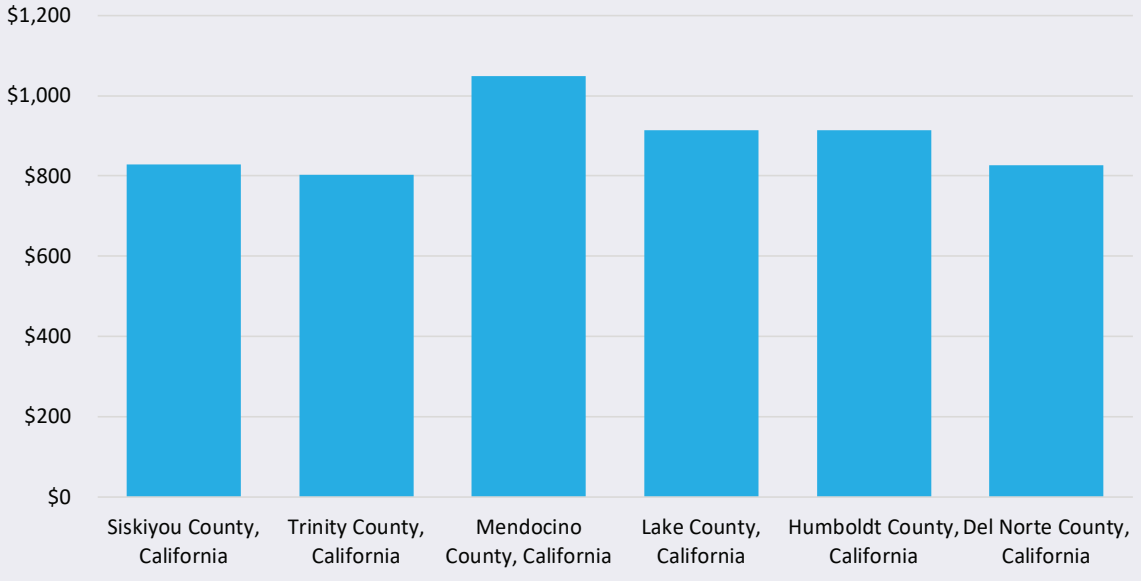

Source: U.S. Census, American Community Survey, 5 Year Estimates; Average Commute Time to Work

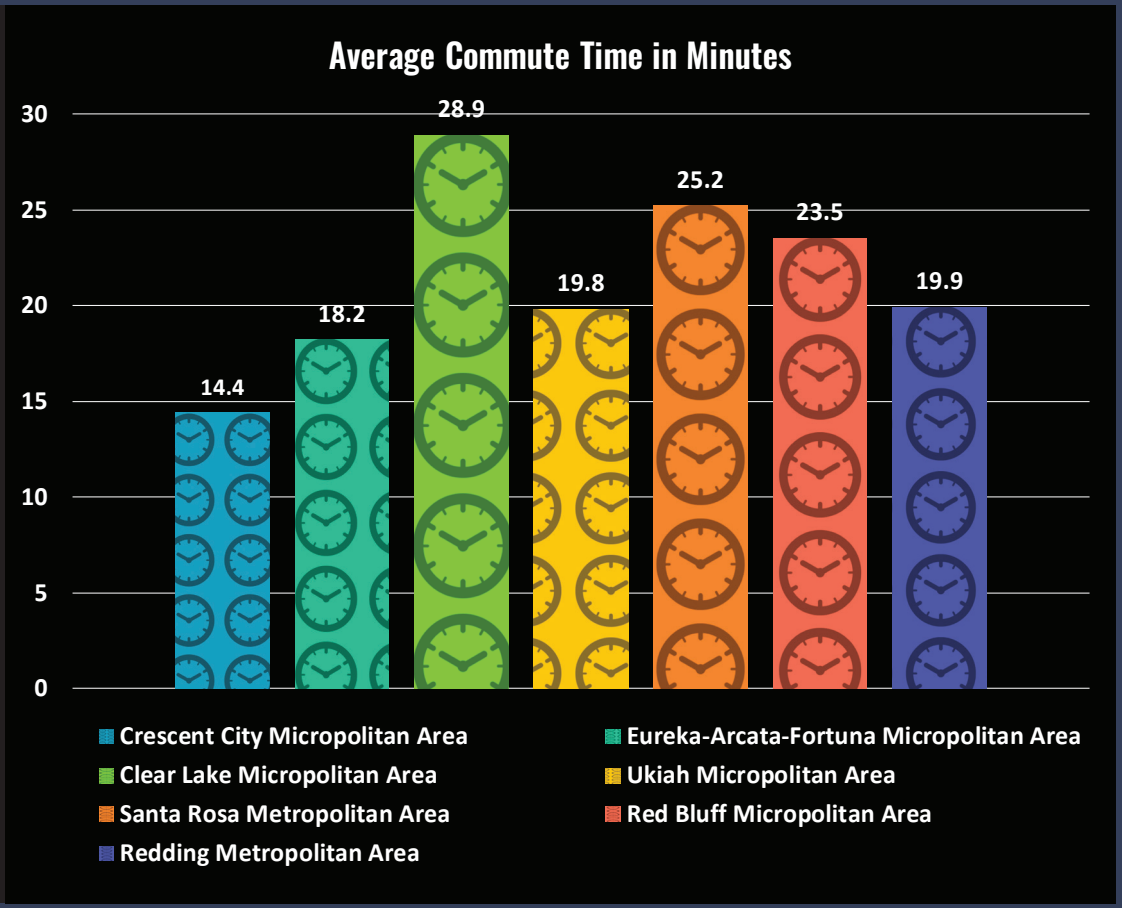

Source: U.S. Census, American Community Survey, 5 Year Estimates; 2012-2017 Selected Economic Characteristics

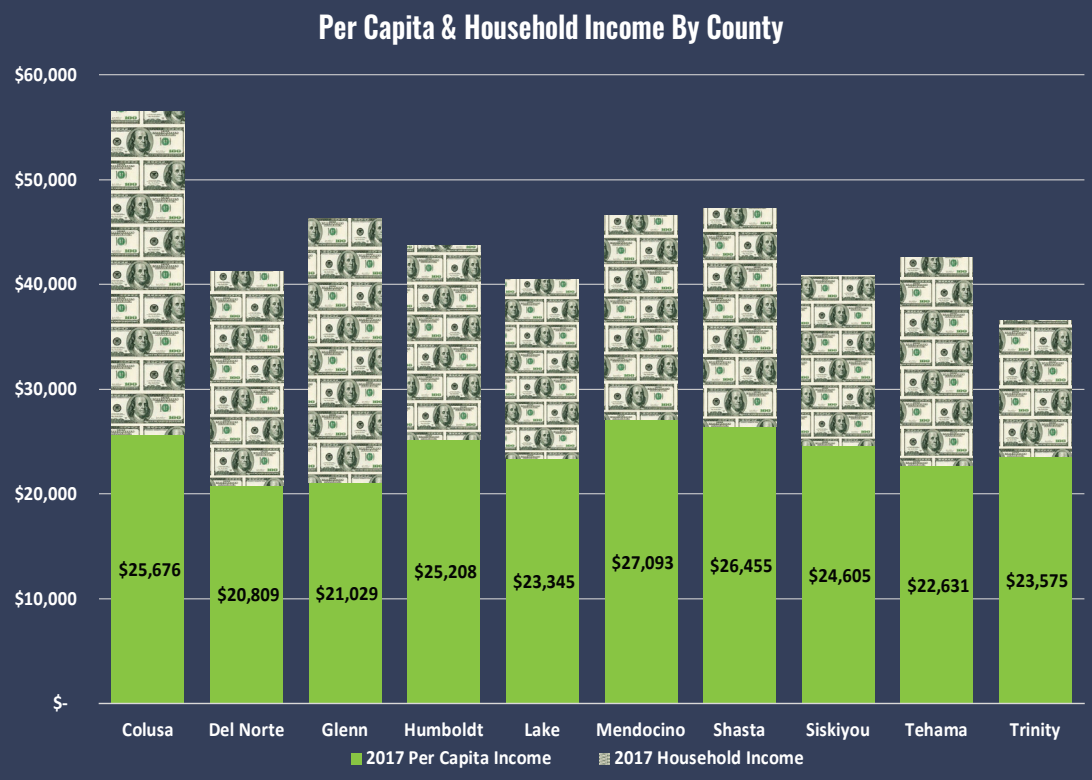

COUNTY COMPARISON

Unemployment Rates by County

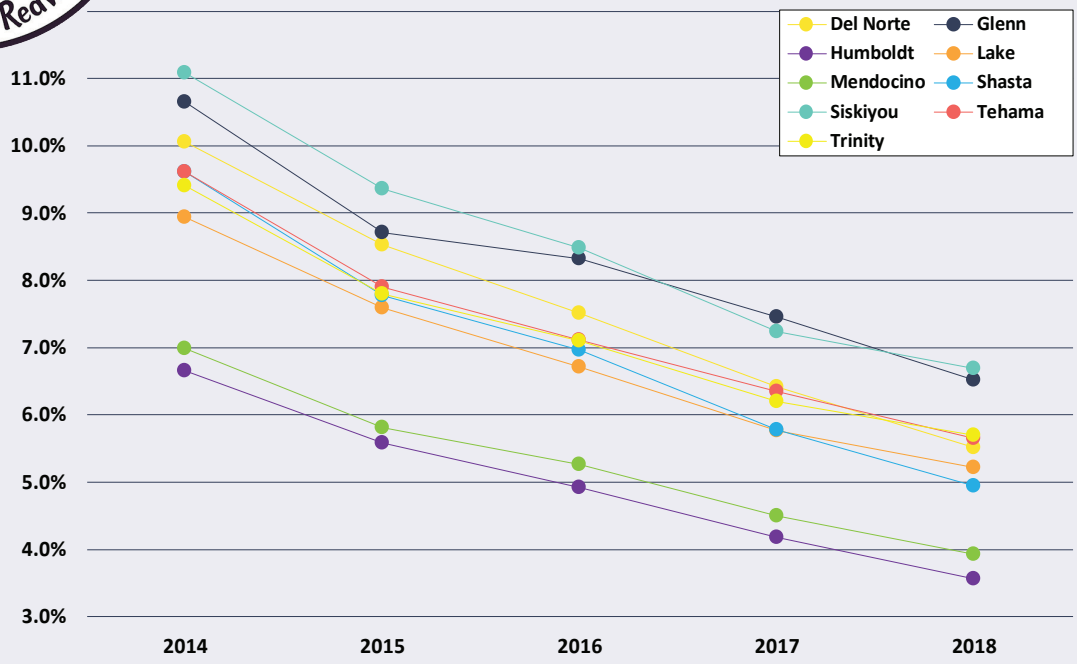

County 2017 Per Capita Income

Del Norte County	$20,809
Glenn County	$21,029
Humboldt County	$25,208
Lake County	$23,345
Mendocino	$27,093
Shasta County	$26,455
Siskiyou County	$24,605
Tehama County	$22,631
Trinity County	$23,575

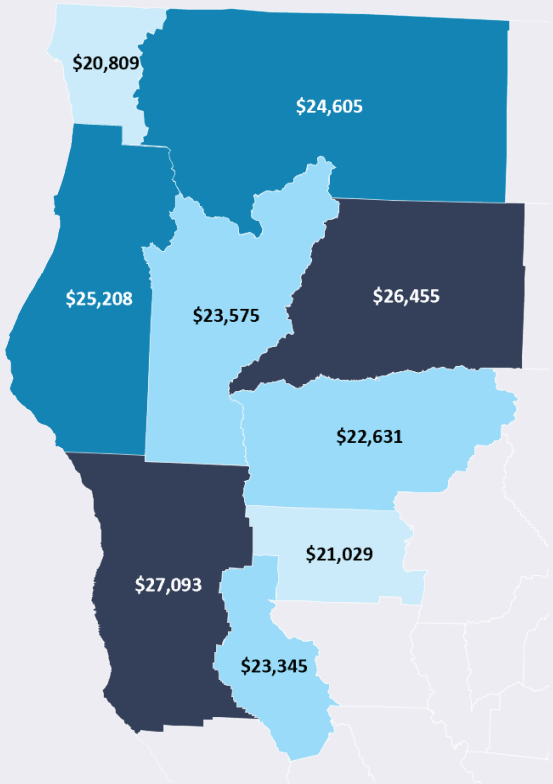

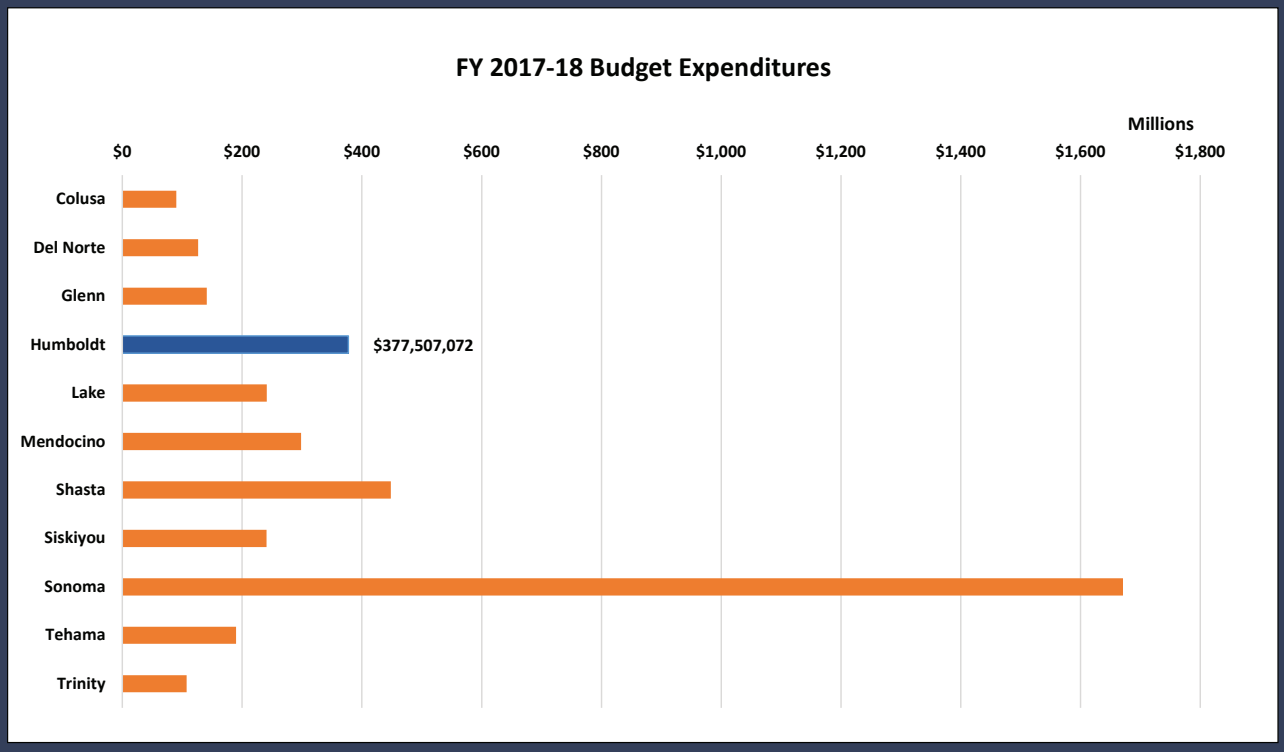
FY 2017-18 Budget Expenditures
Millions
$0
$200
$400
$600
$800
$1,000
$1,200
$1,400
$1,600
$1,800
Colusa
Del Norte
Glenn
Humboldt
$377,507,072
Lake
Mendocino
Shasta
Siskiyou
Sonoma
Tehama
Trinity


Full Time Equivalent Positions
COMPARISON BY COUNTY FY 2017-18
4,500
4,000
3,500
3,000
2,500
2,000
1,500
1,000
500
0
Colusa
Del Norte
Glenn
Humboldt
Lake
Mendocino
Shasta
Siskiyou
Sonoma
Tehama
Trinity
Full Time Equivalent Positions
394
460
491
2238
981
1407
2007
653
4149
887
370

COUNTY OF HUMBOLDT
The Home of the Redwoods

FY 2019-20
PROPOSED BUDGET



SECTION B:
Governance

Assessor
Auditor-Controller
Board of Supervisors
Clerk-Recorder
County Admin. Office
County Counsel
Human Resources
Measure Z
Other Funds
Treasurer-Tax Collector

ASSESSOR

DEPARTMENTAL SUMMARY (1100-113)

ELECTED OFFICIAL
Mari A. Wilson, Assessor

The mission of the Humboldt County Assessor's office is to create equitable, timely, and accurate property tax assessments to fund public services in accordance with the California Constitution and the laws and regulations of the State of California and the State Board of Equalization. The Assessor is committed to integrity, mutual respect, and teamwork within the office, with other county departments, and through providing services to the public.

BUDGET TOTALS	FY 2019-20
Expenditures + Other Funding Uses	$ 2,839,496
Revenues + Other Funding Sources	$ 628,150
General Fund Contribution	$ 2,211,346
Personnel	31.0
% General Fund Contribution	78%

PROGRAM DISCUSSION BY BUDGET UNIT

The Assessor is a constitutionally elected officer and is responsible, under state law, for the discovery, valuation and assessment of all taxable property located in the county.

The duties of the Assessor's office include:

- Locate all taxable property in the county and identify the ownership
- Establish a taxable value for all property subject to local assessment
- Produce annual and supplemental assessment rolls
- Apply all legal exemptions
- Maintain and update Assessor's records and maps
- Perform business property audits to ensure compliance and equalization of business property assessments

The Assessor's Office includes the following budget unit:

1100 113 Assessor's Office

This program supports the Board of Supervisors' Strategic Framework by providing for and maintaining infrastructure and providing community-appropriate levels of service.



FY 2019-20 PROPOSED BUDGET — ASSESSOR 1100-113

	2016-17 Actual	2017-18 Actual	2018-19 Adjusted	2019-20 Requested	2019-20 Proposed	Increase (Decrease)
Revenues						
Charges for Current Services	552,326	578,116	563,150	573,150	573,150	10,000
Other Revenues	59,553	70,693	55,000	55,000	55,000	0
Total Revenues	**611,879**	**648,809**	**618,150**	**628,150**	**628,150**	**10,000**
Expenditures						
Salaries & Employee Benefits	2,153,710	2,144,122	2,406,047	2,465,619	2,465,619	59,572
Services and Supplies	171,823	179,784	160,845	167,489	167,489	6,644
Other Charges	188,032	174,649	198,213	206,388	206,388	8,175
Fixed Assets	7,500	0	0	0	0	0
Total Expenditures	**2,521,065**	**2,498,555**	**2,765,105**	**2,839,496**	**2,839,496**	**74,391**
Other Financing Sources (Uses)						
General Fund Contribution	0	0	0	2,211,346	2,211,346	2,211,346
Total Other Financing Sources (Uses)	**0**	**0**	**0**	**2,211,346**	**2,211,346**	**2,211,346**
Net Revenues (Expenditures)	**(1,909,186)**	**(1,849,746)**	**(2,146,955)**	**0**	**0**	**2,146,955**
Additional Funding Support						
1100 General Fund	1,909,186	1,849,746	2,146,955	0	0	(2,146,955)
Total Additional Funding Support	**1,909,186**	**1,849,746**	**2,146,955**	**0**	**0**	**(2,146,955)**
Staffing Positions						
Allocated Positions	31.00	31.00	31.00	31.00	31.00	0.00

SIGNIFICANT CHANGES

- The proposed General Fund Contribution has increased by 100% or $2,211,346 primarily due to changes in local accounting practices. Contributions from the General Fund are now reflected as "Other Financing Sources (Uses)". The proposed General Fund Contribution has actually increased by 3% or $64,391.



ADDITIONAL FUNDING REQUESTS

The Assessor has submitted no additional funding requests.

PERSONNEL

There are no personnel changes.

FISCAL YEAR 2019-20

TOTAL REVENUES

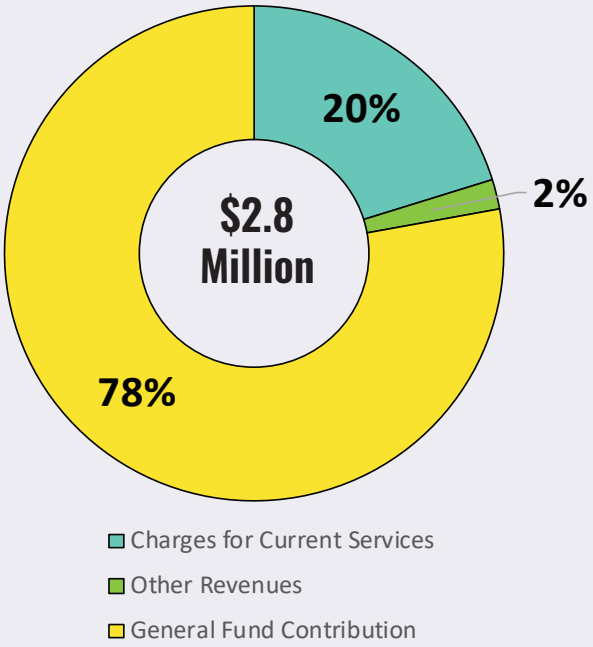

TOTAL EXPENDITURES

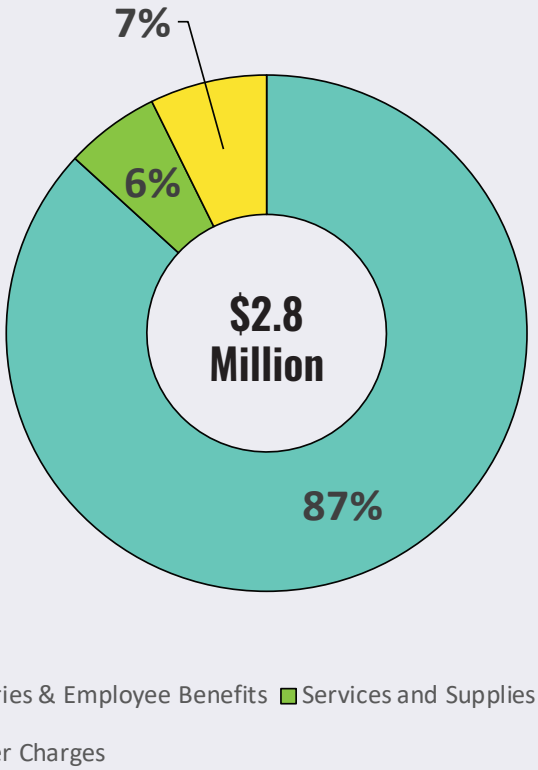

BY PROGRAM AREA

PERMANENT POSITIONS



EXPENDITURES

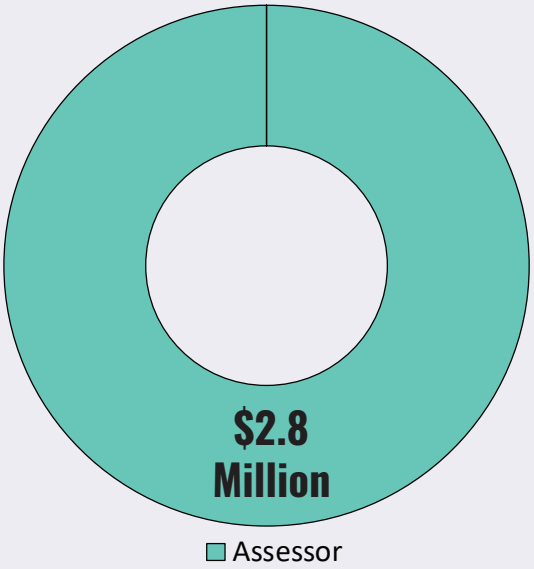

ACCOMPLISHMENTS & GOALS

- Managed resources to ensure sustainability of services by increasing the total property tax roll value from $12.7 billion in FY 2017-18 to $13.3 billion in FY 2018-19, an increase of 4.84%.
- Provided community-appropriate levels of service by continuing to seek ways to improve efficiency and productivity in a cost-effective manner.
- Managed resources to ensure sustainability of services by broadening the scope of documents being scanned for electronic record retention.
- Fostered transparent, accessible, welcoming and user friendly services by providing annual Value Notices on-line. The notices are easier for taxpayers to view, providing improved customer service, and decreasing staff time responding to inquiries and reduced postage costs.



- Manage resources to ensure sustainability of service through the discovery, valuation, and timely enrollment of all assessable property in Humboldt County in accordance with the California Constitution, statutes, and rules of the State of California.
- Enforce laws and regulations by generating complete, equitable, and accurate annual and supplemental assessments.
- Provide community-appropriate levels of service by ensuring that the public is treated fairly in property valuations.
- Manage resources to ensure sustainability of services through enhanced efficiency and productivity by implementing new technology, policies, and procedures. Participating in multi-departmental groups, such as Connect 4, to facilitate communication and cooperation between departments.
- Maintain a knowledgeable and informed staff; encourage employee development by providing access to relevant training opportunities, including WebEx and self-study courses.



AUDITOR-CONTROLLER

DEPARTMENTAL SUMMARY (1100-111)

ELECTED OFFICIAL
Karen Paz Dominguez, Auditor-Controller

The Office of the Auditor-Controller promotes fiscal integrity, accountability, compliance, and best business and financial practices. The Auditor-Controller's Office provides financial support in the areas of accounting, accounts receivable, accounts payable, and property tax to all county departments and special districts.

BUDGET TOTALS		FY 2019-20
Expenditures + Other Funding Uses	$	1,235,492
Revenues + Other Funding Sources	$	95,736
General Fund Contribution	$	1,139,756
Personnel		11.0
% General Fund Contribution		92%

PROGRAM DISCUSSION BY BUDGET UNIT

The Auditor-Controller is the chief accounting officer for the county. Government Code Section 26881 provides that the Auditor-Controller, upon order of the Board of Supervisors, shall prescribe and shall exercise a general supervision, including the ability to review departmental and county-wide internal controls over the accounting forms and the method of keeping the accounts of all departments under the control of the Board of Supervisors, and of all districts whose funds are kept in the county treasury. The Auditor-Controller promotes accountability by reviewing and auditing financial transactions, reviewing and implementing internal controls to manage county funds, promotes public trust, safeguards county assets, and identifies cost savings through improved efficiencies.

The Auditor-Controller's Office includes the following budget unit:

1100 111 Auditor-Controller

This program supports the Board of Supervisors' Strategic Framework by investing in County employees, inviting civic engagement and awareness of available services, fostering transparent, accessible, welcoming and user-friendly services, facilitating public/private partnerships to solve problems, and engaging in discussions of our regional economic future.



FY 2019-20 PROPOSED BUDGET — AUDITOR-CONTROLLER 1100-111

	2016-17 Actual	2017-18 Actual	2018-19 Adjusted	2019-20 Requested	2019-20 Proposed	Increase (Decrease)
Revenues						
Fines, Forfeits and Penalties	4,120	4,261	4,000	4,000	4,000	0
Charges for Current Services	85,835	98,327	91,000	86,736	86,736	(4,264)
Other Revenues	3,940	2,485	500	5,000	5,000	4,500
Total Revenues	**93,895**	**105,073**	**95,500**	**95,736**	**95,736**	**236**
Expenditures						
Salaries & Employee Benefits	1,180,584	1,235,614	1,066,108	1,010,532	1,010,532	(55,576)
Services and Supplies	83,957	96,275	198,170	141,135	141,135	(57,035)
Other Charges	73,850	70,185	80,218	83,825	83,825	3,607
Fixed Assets	0	0	20,000	0	0	(20,000)
Total Expenditures	**1,338,391**	**1,402,074**	**1,364,496**	**1,235,492**	**1,235,492**	**(129,004)**
Other Financing Sources (Uses)						
General Fund Contribution	0	0	0	1,139,756	1,139,756	1,139,756
Total Other Financing Sources (Uses)	**0**	**0**	**0**	**1,139,756**	**1,139,756**	**1,139,756**
Net Revenues (Expenditures)	**(1,244,496)**	**(1,297,001)**	**(1,268,996)**	**0**	**0**	**1,268,996**
Additional Funding Support						
1100 General Fund	1,244,496	1,297,001	1,268,996	0	0	(1,268,996)
Total Additional Funding Support	**1,244,496**	**1,297,001**	**1,268,996**	**0**	**0**	**(1,268,996)**
Staffing Positions						
Allocated Positions	13.60	14.60	11.00	11.00	11.00	0.00

SIGNIFICANT CHANGES

- The proposed expenditure budget for the Salaries & Employee Benefits category has decreased by 5% or $55,576 due to underfilling a budgeted Senior Accountant-Auditor position with an Accountant-Auditor I, as well as adjustments following the reorganization of payroll staff.
- The proposed expenditure budget for the Services & Supplies category has decreased by 29% or $57,035 due to a one-time allocation in FY 2018-19 for the purchase of office furniture.
- The proposed expenditure budget for the Fixed Assets category has decreased by 100% or $20,000 due to a one-time allocation in FY 2018-19 to upgrade electrical lines.
- The proposed General Fund contribution has increased by 100% or $1,139,756 due to changes in local accounting practices. Contributions from the General Fund are now reflected as "Other Financing Sources (Uses)." The proposed General Fund contribution has actually decreased by 10% or $129,240 due to the shift of payroll functions to Human Resources.

ADDITIONAL FUNDING REQUESTS

The Auditor-Controller has submitted no additional funding requests.

PERSONNEL

There are no personnel changes.



FISCAL YEAR 2019-20

TOTAL REVENUES

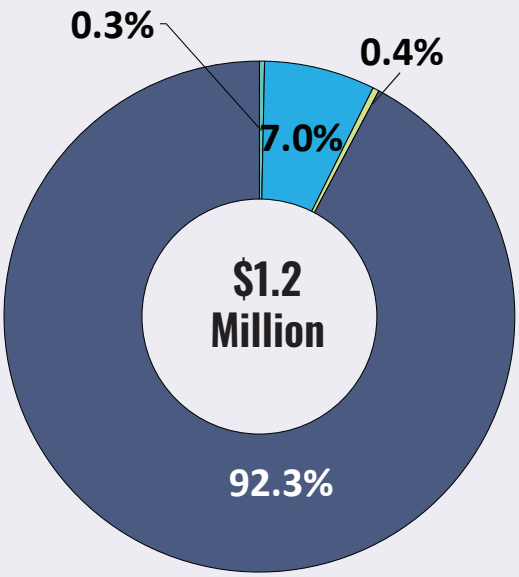

- Fines, Forfeits and Penalties
- Charges for Current Services
- Other Revenues
- General Fund Contribution

TOTAL EXPENDITURES

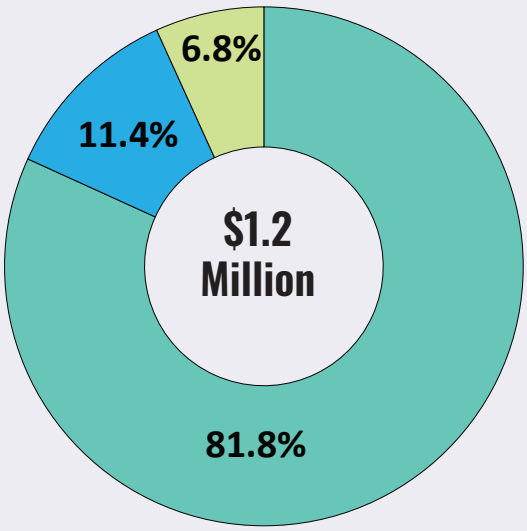

- Salaries & Employee Benefits
- Services and Supplies
- Other Charges

BY PROGRAM AREA

PERMANENT POSITIONS

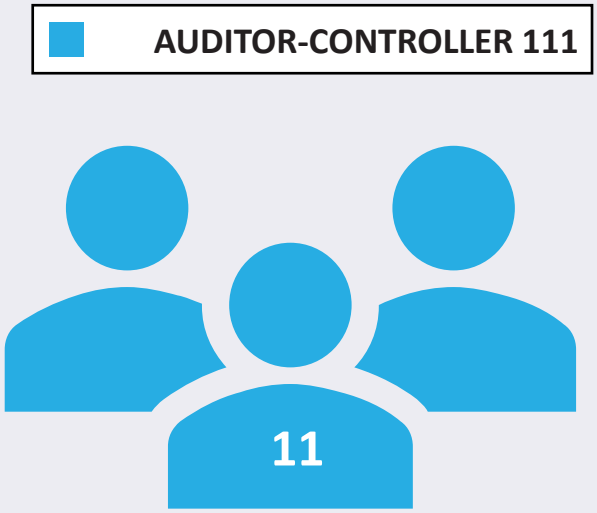

EXPENDITURES

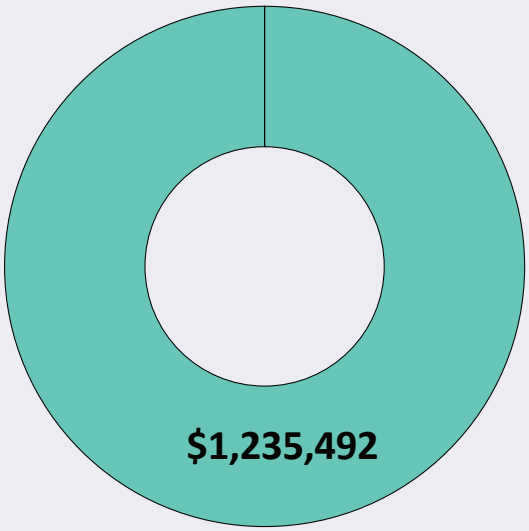

- Auditor-Controller

ACCOMPLISHMENTS & GOALS

- Invested in county employees by sending them to trainings on topics such as technical accounting and emotional intelligence in the workplace. Staff attended a week-long Accounting Academy hosted by the Government Finance Officers Association and are now implementing their knowledge to assist county departments in recording accounting transactions.
- Fostered transparent, accessible, welcoming, and user-friendly services by providing new options to vendors and employees for receiving disbursements. In addition to issuing paper checks, the Auditor-Controller is now issuing electronic payments, thus improving relations with its customers and reducing costs to the county.
- Enforced laws and regulations to protect residents' public funds by complying with federal, state, and local laws relating to accounting for transactions. The department has begun addressing audit findings by implementing policies relating to the issuance and voiding of warrants, inventory control, and capitalization of assets.
- Managed resources to ensure sustainability of service through the creation of a paperless claiming process. All paper claims are now processed electronically through the improved usage of the county's financial system, thereby reducing paper resource needs, lowering county costs and improving the efficiency in the processing of claims to vendors, employees and special districts.



- Ensure the sustainability of services by addressing all of the county's financial statement audit findings, including reducing the amount of funds that are a part of the county's general ledger and answering findings related to the county's component units (including special districts that qualify as component units).
- Foster transparent services by restructuring the county's chart of accounts, improving the county's financial statements and complying with guidelines set forth by the Office of the State Controller.
- Invest in county employees by providing additional training opportunities, both through internal training programs and also with continued external training, to increase the efficiency of the office as a whole in implementing accounting standards and to promote improved transparency throughout the county's financial statements.



BOARD OF SUPERVISORS

DEPARTMENTAL SUMMARY (1100-101)

ELECTED OFFICIAL
Rex Bohn, Chair

Humboldt County is governed by five supervisors elected by district to represent the needs of individual districts as well as the county in its entirety. The Board of Supervisors is responsible for establishing and directing the implementation of policies consistent with public needs and the requirements of state and federal laws. The Board also provides review and policy guidance over the county budget, as well as representing the interests of Humboldt County as members of local, regional and state committees, boards, and commissions.

BUDGET TOTALS		FY 2019-20
Expenditures + Other Funding Uses	$	1,499,021
Revenues + Other Funding Sources	$	183
General Fund Contribution	$	1,498,838
Personnel		9.0
% General Fund Contribution		100%

PROGRAM DISCUSSION BY BUDGET UNIT

This budget provides salary, benefits and office expenditures for Humboldt County's five-member elected legislative body and support staff. The Board of Supervisors contributes to Humboldt County's Strategic Initiatives by setting forth policies, key objectives and performance measures for economic development, administration, health and human services, infrastructure and public safety.

The Board of Supervisors' department includes the following budget unit:

1100 101 Board of Supervisors

This program supports the Board of Supervisors' Strategic Framework by enforcing laws and regulations to protect residents, providing for and maintaining infrastructure, creating opportunities for improved safety and health, encouraging new local enterprise, supporting business, workforce development and creation of private-sector jobs, protecting vulnerable populations, providing community-appropriate levels of service, supporting self-reliance of citizens, streamlining county permit processes, and retaining existing and facilitating new living-wage private sector jobs and housing.

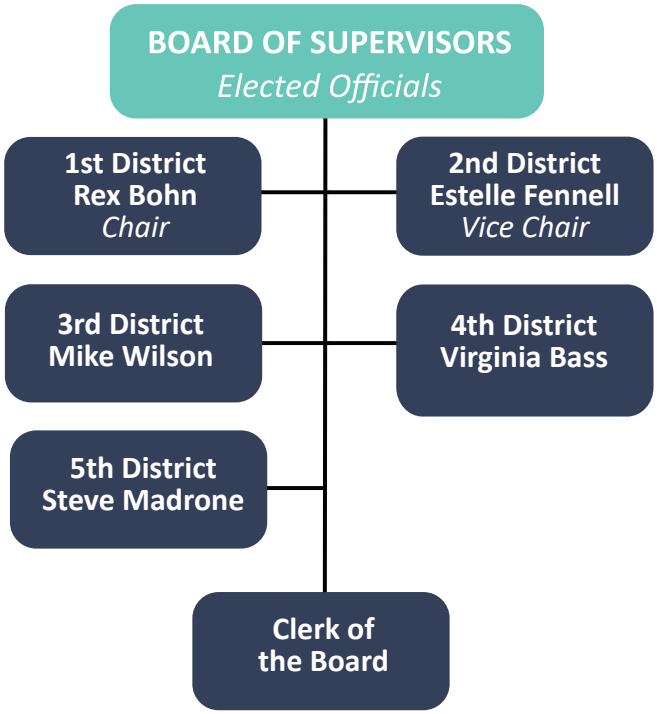

	2016-17 Actual	2017-18 Actual	2018-19 Adjusted	2019-20 Requested	2019-20 Proposed	Increase (Decrease)
Revenues						
Charges for Current Services	135	160	0	83	83	83
Other Revenues	100	119	100	100	100	0
Total Revenues	**235**	**279**	**100**	**183**	**183**	**83**
Expenditures						
Salaries & Employee Benefits	977,181	981,362	1,056,645	1,147,053	1,147,053	90,408
Services and Supplies	257,026	332,375	375,724	301,005	301,005	(74,719)
Other Charges	40,789	39,458	46,902	50,963	50,963	4,061
Total Expenditures	**1,274,996**	**1,353,195**	**1,479,271**	**1,499,021**	**1,499,021**	**19,750**
Other Financing Sources (Uses)						
General Fund Contribution	0	0	0	1,498,838	1,498,838	1,498,838
Total Other Financing Sources (Uses)	**0**	**0**	**0**	**1,498,838**	**1,498,838**	**1,498,838**
Net Revenues (Expenditures)	**(1,274,761)**	**(1,352,916)**	**(1,479,171)**	**0**	**0**	**1,479,171**
Additional Funding Support						
1100 General Fund	1,274,761	1,352,916	1,479,171	0	0	(1,479,171)
Total Additional Funding Support	**1,274,761**	**1,352,916**	**1,479,171**	**0**	**0**	**(1,479,171)**
Staffing Positions						
Allocated Positions	8.00	9.00	9.00	9.00	9.00	0.00

SIGNIFICANT CHANGES

- The proposed expenditure budget for Salaries & Employee Benefits has increased by 9% or $90,408 due to negotiated salary and benefit increases.
- The proposed expenditure budget for the Services & Supplies category has decreased by 20% or $74,719 due to a decrease in insurance costs associated with elimination of a liability claim.
- The proposed expenditure budget for the Other Charges category has increased by 9% or $4,061 due to increased ADA charges utilized to address ADA barrier removal.
- The proposed General Fund Contribution has increased by 100% or $1,498.838 due to changes in local accounting practices. Contributions from the General Fund are now reflected as "Other Financing Sources (Uses)". The proposed General Fund Contribution has actually increased by 1% or $19,667.

ADDITIONAL FUNDING REQUESTS

The Board of Supervisors has submitted no additional funding requests.

PERSONNEL

There are no personnel changes.



FISCAL YEAR 2019-2020

TOTAL REVENUES

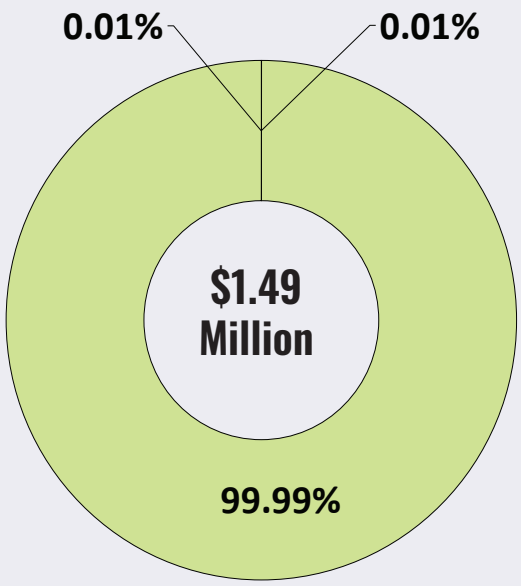

TOTAL EXPENDITURES

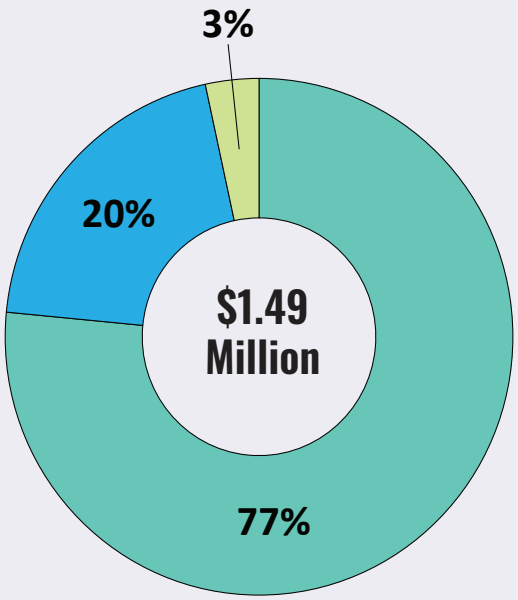

BY PROGRAM AREA

PERMANENT POSITIONS



EXPENDITURES

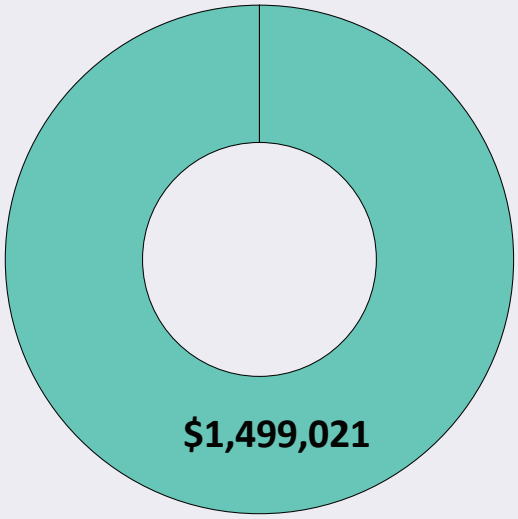

CLERK-RECORDER/REGISTRAR

DEPARTMENTAL SUMMARY

ELECTED OFFICIAL
Kelly E. Sanders, Clerk-Recorder/Registrar

The Clerk-Recorder/Registar of Voters is dedicated to making the public record readily accessible while safeguarding the confidentiality and security of those records, and providing informative and responsive services to the public. In addition, the Office allows and encourage all qualified citizens to register and vote, and works to administer fair, accurate, lawful, and transparent elections.

BUDGET TOTALS		FY 2019-20
Expenditures + Other Funding Uses	$	3,899,787
Revenues + Other Funding Sources	$	2,496,687
General Fund Contribution	$	1,403,100
Personnel		16.0
% General Fund Contribution		36%

BUDGET UNITS

The Clerk-Recorder/Registrar of Voters includes the following budget units:

- 1100 140 Elections
- 1100 271 Clerk-Recorder
- 1310 267 Record Conversion

ORG CHART

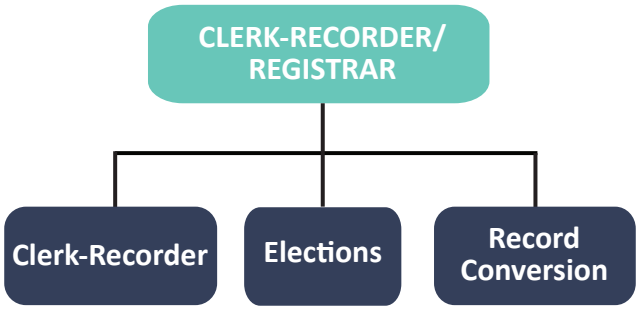



FY 2019-20 PROPOSED BUDGET CLERK-RECORDER

	2016-17 Actual	2017-18 Actual	2018-19 Adjusted	2019-20 Requested	2019-20 Proposed	Increase (Decrease)
Revenues						
Taxes	804,105	740,179	790,000	730,000	730,000	(60,000)
Licenses and Permits	58,688	56,148	60,000	50,000	50,000	(10,000)
Use of Money and Property	4,425	8,112	7,800	7,680	7,680	(120)
Other Governmental Agencies	47,701	0	764,508	542,000	542,000	(222,508)
Charges for Current Services	778,412	831,295	808,100	744,600	744,600	(63,500)
Other Revenues	60,258	0	18,388	0	0	(18,388)
General Fund Contribution	165,354	0	0	0	0	0
Total Revenues	**1,918,943**	**1,635,734**	**2,448,796**	**2,074,280**	**2,074,280**	**(374,516)**
Expenditures						
Salaries & Employee Benefits	1,209,537	1,196,403	1,324,911	1,545,530	1,545,530	220,619
Services and Supplies	939,683	1,096,514	1,560,418	1,175,656	1,175,656	(384,762)
Other Charges	270,990	257,799	275,654	181,902	181,902	(93,752)
Fixed Assets	89,869	62,067	585,388	961,019	961,019	375,631
Total Expenditures	**2,510,079**	**2,612,783**	**3,746,371**	**3,864,107**	**3,864,107**	**117,736**
Other Financing Sources (Uses)						
Other Financing Sources	0	0	0	422,407	422,407	422,407
General Fund Contribution	0	0	0	1,403,100	1,403,100	1,403,100
Other Financing Uses	0	0	0	(35,680)	(35,680)	(35,680)
Total Other Financing Sources (Uses)	**0**	**0**	**0**	**1,789,827**	**1,789,827**	**1,789,827**
Net Revenues (Expenditures)	**(591,136)**	**(977,049)**	**(1,297,575)**	**0**	**0**	**1,297,575**
Additional Funding Support						
1100 General Fund	811,729	878,097	1,188,665	0	0	(1,188,665)
1310 Recorder Record Conversion	(220,593)	98,952	108,910	0	0	(108,910)
Total Additional Funding Support	**591,136**	**977,049**	**1,297,575**	**0**	**0**	**(1,297,575)**
Staffing Positions						
Allocated Positions	18.00	18.00	15.00	16.00	16.00	1.00



FISCAL YEAR 2019-20

TOTAL REVENUES

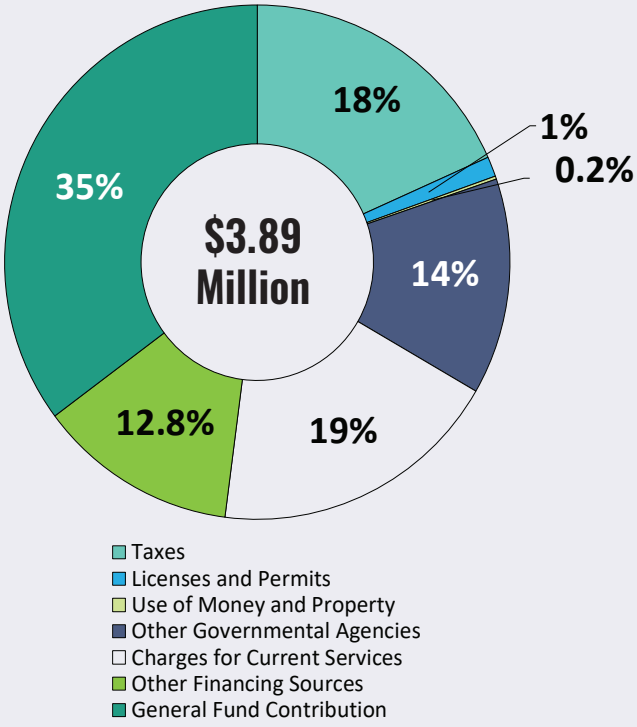

TOTAL EXPENDITURES

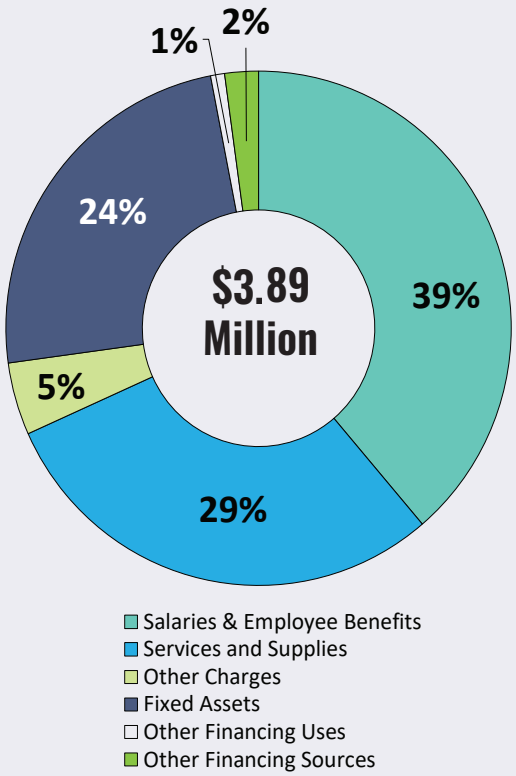

BY PROGRAM AREA

PERMANENT POSITIONS

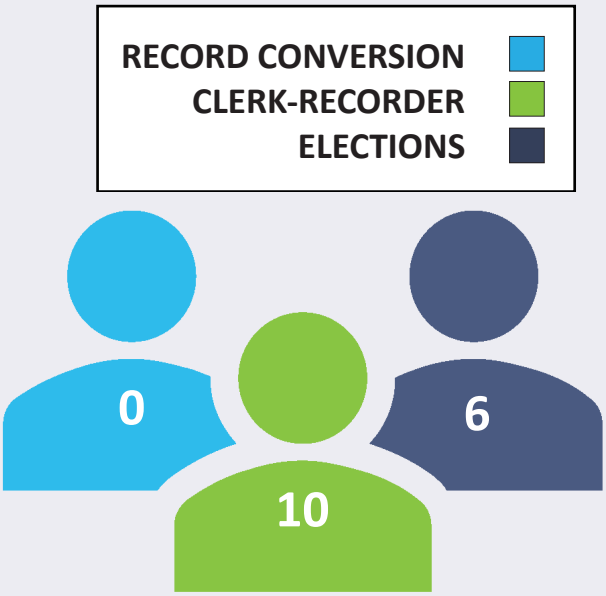

EXPENDITURES

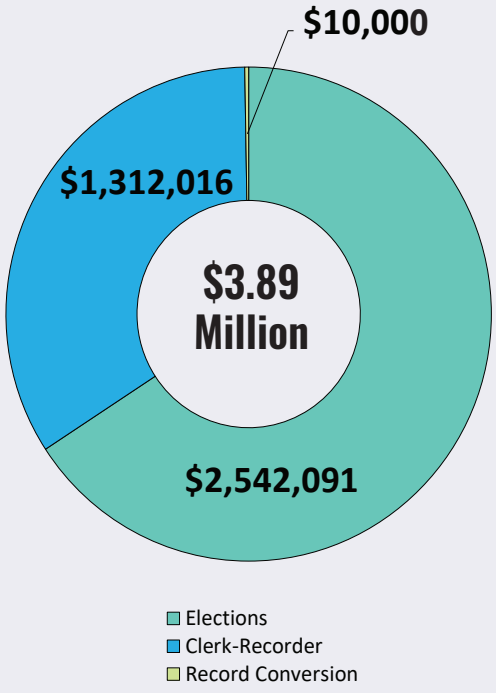

CLERK-RECORDER

(1100-271)

PROGRAM DISCUSSION BY BUDGET UNIT

The Clerk-Recorder/Registrar of Voters is dedicated to making the public record readily accessible while safeguarding the confidentiality and security of those records, and providing informative and responsive services to the public. In addition, the Office allows and encourage all qualified citizens to register and vote, and works to administer fair, accurate, lawful, and transparent elections.

The Recorder is the official repository for all documents and maps relating to land in Humboldt County, and for vital record events (birth, death, and marriage) which occur in Humboldt County. The recording of documents in the Recorder's Office affecting land in Humboldt County accomplishes the mandate to "impart constructive notice" of any action effecting title to real property. Once a document is recorded it becomes a part of the official record of the county and is retrievable by examining the alphabetical and chronological indexes. Revenues are generated through the collection of recording fees (mandated by state law) and the sale of copies of documents.

Additionally, the Clerk-Recorder's Office provides a variety of services including: issuing marriage licenses, performing civil marriage ceremonies, filing various registrations and notices, and administering oaths. The department's focus is to ensure the integrity of these records as well as improve access for all citizens while performing its duties within legislated mandates and deadlines. Per Health and Safety Code, the Recorder's Office sells copies of these records and certifies their accuracy.

This program contains the following budget unit:

1100 271 Clerk-Recorder

This program supports the Board of Supervisors' Strategic Framework by investing in county employees, inviting civic engagement and awareness of available services, and fostering transparent, accessible, welcoming and user-friendly services.



FY 2019-20 PROPOSED BUDGET TABLE — CLERK-RECORDER 1100-271

	2016-17 Actual	2017-18 Actual	2018-19 Adjusted	2019-20 Requested	2019-20 Proposed	Increase (Decrease)
Revenues						
Taxes	804,105	740,179	790,000	730,000	730,000	(60,000)
Licenses and Permits	58,688	56,148	60,000	50,000	50,000	(10,000)
Charges for Current Services	534,141	557,074	666,600	581,600	581,600	(85,000)
Other Revenues	2,165	0	0	0	0	0
Total Revenues	**1,399,099**	**1,353,401**	**1,516,600**	**1,361,600**	**1,361,600**	**(155,000)**
Expenditures						
Salaries & Employee Benefits	783,449	771,303	884,737	995,089	995,089	110,352
Services and Supplies	111,129	132,765	191,616	199,124	199,124	7,508
Other Charges	216,670	206,861	215,239	117,803	117,803	(97,436)
Fixed Assets	0	31,595	0	0	0	0
Total Expenditures	**1,111,248**	**1,142,524**	**1,291,592**	**1,312,016**	**1,312,016**	**20,424**
Other Financing Sources (Uses)						
Other Financing Sources	0	0	0	3,388	3,388	174,948
General Fund Contribution	0	0	0	(52,972)	(52,972)	(52,972)
Total Other Financing Sources (Uses)	**0**	**0**	**0**	**(49,584)**	**(49,584)**	**121,976**
Net Revenues (Expenditures)	**287,851**	**210,877**	**225,008**	**0**	**0**	**(225,008)**
Additional Funding Support						
1100 General Fund	(287,851)	(210,877)	(225,008)	0	0	225,008
Total Additional Funding Support	**(287,851)**	**(210,877)**	**(225,008)**	**0**	**0**	**225,008**
Staffing Positions						
Allocated Positions	12.00	12.00	10.00	10.00	10.00	0.00

SIGNIFICANT CHANGES

- The proposed revenue budget for the Taxes category has decreased by 8% or $60,000 due to historical trends indicating a decline.
- The proposed revenue budget for the Licenses and Permits category has decreased by 17% or $10,000 due to historical trends indicating a decline in marriage licensing.
- The proposed revenue budget for the Charges & Current Services category has decreased by 13% or $85,000 due to historical trends indicating a decline.
- The proposed expenditure budget for the Salaries & Employee Benefits category has increased by 12% or $110,352 due to a Recordable Document Examiner I/II position being reallocated to a Senior Recordable Document Examiner and an increase in extra-help and overtime estimate.
- The proposed expenditure budget for the Other Charges category has decreased by 45% or $97,436 due to changes in local accounting practices. Cost allocation charges are now reflected as "Other Financing Uses", as opposed to "Other Charges."
- The proposed Contribution to the General Fund has increased by 100% or $52,972 due to changes in local accounting practices. The Clerk-Recorder contributes to the General Fund on an annual basis. Contributions to the General Fund are now reflected as "Other Financing Sources (Uses)". The proposed Contribution to the General Fund has actually decreased by 76% or $172,036 due to an anticipated decline in Tax and Charges for Services revenue, coupled with the need to reallocate a position to allow for improved services.

ADDITIONAL FUNDING REQUESTS

The Clerk-Recorder has submitted no additional funding requests.



PERSONNEL

There is no net change, however 1.0 FTE Recordable Documents Examiner I/II is being reallocated to a Senior Recordable Documents Examiner to allow for promotional opportunities and a position which requires a higher level of expertise. The proposed changes are as follows:

Deallocate
1.0 Recordable Documents Examiner I/II (37.5)

Allocate

1.0 Sr. Recordable Documents Examiner (37.5)

ACCOMPLISHMENTS & GOALS

- Invited civic engagement and awareness of available services with an updated website that includes fillable forms, detailed instructions and services, and a departmental email address.
- Provided community-appropriate levels of service through restoration and improved storage plan for various historic records, including delayed birth records. The projected completion of this project is fiscal year 2019-20.
- Provided for and maintained infrastructure with installation of an automated optical character recognition (OCR) indexing module to enhance the Eagle Recorder system. The OCR filter provides increased efficiency and accuracy in the creation of the department's official and vital records indices.
- Fostered transparent, accessible, welcoming and user friendly services by replacing an obsolete microfilm reader with state-of-the-art equipment with features to read, enhance and print film images. The increased functionality ensures adherence to required preservation standards while enhancing levels of service.
- Invested in county employees in order to maintain professional and knowledgeable staff by attending the County Recorders' Association of California's staff training and new law workshops.
- Provide community-appropriate levels with the enhancement of existing services to include on-line self-help options, and instituting the ability to accept certain forms and fees electronically.
- Foster transparent, accessible, welcoming and user friendly services though the continued modernization of systems and records to increase public access with digitized documents that can be preserved in perpetuity; and explore innovative ways to provide public access to documents, while preserving the confidential and/or restricted components of such documents.
- Invite civic engagement and awareness of available services by adding new web pages containing fillable forms, frequently asked questions (FAQ's), and detailed information distinctly describing the process for obtaining marriage licenses and the option to have a ceremony performed in the Clerk/Recorder's office chapel.
- Provide community-appropriate levels of service by continuing to perform assessments of historical land and vital record books in fragile condition and in need of restoration; further develop and initiate plans for digitizing and appropriately storing each record.

ELECTIONS

(1100-140)

PROGRAM DISCUSSION BY BUDGET UNIT

The purpose of the Office of Elections is to allow and encourage all qualified citizens to register and vote, develop voter materials and resources, make information about officials, candidates, measures, districts and agencies available to the public, work with the California Secretary of State's Office, other California counties, municipalities and agencies to ensure that California Elections Codes and Government and Education Codes are adhered to, and administer fair, accurate, lawful, and transparent elections.

The Office of Elections supplies voter registration forms to entities and groups, campaigns, receives new voter registrations from multiple sources, updates local voter rolls, maintains the statewide registration system which continues to expand with the Motor Voter registration program, and provides accessible web-based voter resources to citizens via the Uniformed Overseas Citizens Assistance Voting Act (UOCAVA) which will expand to include remote accessible vote by mail ballot marking.

The office is the Humboldt County filing office for the Fair Political Practices Commission (FPPC) and administers financial reporting for the county by receiving, reviewing, processing and making available financial filing documents for campaigns and elected and appointed officials. The office maintains a webpage with elections information, guides, and links, creates and sends out voter information guides for each election, and reviews economic interest and campaign forms for completeness and accuracy. Special districts, school districts and municipalities are supported by the office's shepherding resolutions of consolidation to the Board of Supervisors.

The office conducts federal, state, and local elections for elected offices, state propositions, and local measures, establishes deadlines for filing and administers filing periods, and provides election data to the Secretary of State and to the public.

This program contains the following budget unit:

1100 140 Elections

This program supports the Board of Supervisors' Strategic Framework by investing in county employees, inviting civic engagement and awareness of available services, fostering transparent, accessible, welcoming and user friendly services, seeking outside funding sources to benefit Humboldt County needs, facilitating public/private partnerships to solve problems, building interjurisdictional and regional cooperation.



FY 2019-20 PROPOSED BUDGET TABLE — ELECTIONS 1100-140

	2016-17 Actual	2017-18 Actual	2018-19 Adjusted	2019-20 Requested	2019-20 Proposed	Increase (Decrease)
Revenues						
Other Governmental Agencies	47,701	0	764,508	542,000	542,000	(222,508)
Charges for Current Services	193,457	240,160	117,500	125,000	125,000	7,500
Other Revenues	58,093	0	18,388	0	0	(18,388)
Total Revenues	**299,251**	**240,160**	**900,396**	**667,000**	**667,000**	**(233,396)**
Expenditures						
Salaries & Employee Benefits	426,088	425,100	440,174	550,441	550,441	110,267
Services and Supplies	828,554	830,944	1,228,092	966,532	966,532	(261,560)
Other Charges	54,320	50,938	60,415	64,099	64,099	3,684
Fixed Assets	89,869	22,152	585,388	961,019	961,019	375,631
Total Expenditures	**1,398,831**	**1,329,134**	**2,314,069**	**2,542,091**	**2,542,091**	**228,022**
Other Financing Sources (Uses)						
Other Financing Sources	0	0	0	419,019	419,019	419,019
General Fund Contribution	0	0	0	1,456,072	1,456,072	1,456,072
Total Other Financing Sources (Uses)	**0**	**0**	**0**	**1,875,091**	**1,875,091**	**1,875,091**
Net Revenues (Expenditures)	**(1,099,580)**	**(1,088,974)**	**(1,413,673)**	**0**	**0**	**1,413,673**
Additional Funding Support						
1100 General Fund	1,099,580	1,088,974	1,413,673	0	0	0
Total Additional Funding Support	**1,099,580**	**1,088,974**	**0**	**0**	**0**	**0**
Staffing Positions						
Allocated Positions	6.00	6.00	5.00	6.00	6.00	1.00

SIGNIFICANT CHANGES

- The proposed revenue budget for the Other Governmental Agencies category has decreased by 29% or $222,508 due to a reduction in HAVA grant funds available in FY 2019-20.
- The proposed revenue budget for the Other Revenues category has decreased by 100% or $18,388 due to a one-time allocation in FY 2018-19 for Elections relocation costs.
- The proposed revenue budget for the Other Financing Sources category has increased by 100% or $419,019 due to funding set aside in prior years for the replacement of the Election System.
- The proposed expenditure budget for the Salaries & Employee Benefits category has increased by 25% or $110,267 due to the addition of 1.0 FTE Election Specialist as a result of State Same Day Registration law and other elections mandates. In addition, the Presidential Primary is a labor intensive election and will increase extra-help and overtime costs.
- The proposed expenditure budget for the Services & Supplies category has decreased by 21% or $261,560 due to the reduction in HAVA grant funds and a one time allocation in FY 2018-19 for the purchase of E-Pollbooks.
- The proposed expenditure budget for the Fixed Assets category has increased by 64% or $375,631 due to decertification of the current voting system which will necessitate the purchase of a new system. Funding of $961,019 is recommended for fixed assets; additional details on the proposed equipment and projects are available in the Capital Expenditures table.
- The proposed General Fund Contributions has increased by 100% or $1,456,082 due to changes in local accounting practices. Contributions from the General Fund are now reflected as "Other Financing Sources (Uses)". The proposed General Fund contribution has actually increased by 3% or $42,399.

ADDITIONAL FUNDING REQUESTS

Elections has submitted no additional funding requests.

PERSONNEL

An increase of 1.0 FTE is proposed as a result of the State Same Day Registration law and other elections mandates which have increased the work capacity and customer service needs of the Elections Office.

Allocate

1.0 Election Specialist I/II

ACCOMPLISHMENTS & GOALS

ACCOMPLISHMENTS

- Sought outside funding and fostered transparent, accessible, welcoming and user-friendly services with the award of $25,000 in Help America Vote Act (HAVA) funding to improve cyber security and infrastructure related to the state's VoteCal system, expanded web-based services to include a vote by mail system, completed the 2018 Statewide Election Year with accuracy and transparency, provided new state-mandated services for same-day registration and conditional voting, and increased voter response time for mismatched signatures.
- Invested in county employees by allowing Elections Officials to attend Americans with Disabilities Act (ADA) training conducted by the Secretary of State's Office and the Department of Rehabilitation to increase polling place accessibility.
- Provided for and maintained infrastructure with the award of $542,000 in match funding from the Secretary of State's Voting System Replacement Contract 2018 Program to replace antiquated voting equipment, increase efficiency of ballot processing, and provide vote-by-mail systems and convenient ballot drop boxes.
- Invited civic engagement and awareness of available services with the expanded post-election feedback program to continue post-election surveys for poll workers and initiate post-election surveys for polling facilities; and by holding public voting equipment demonstrations to encourage participation and feedback in new voting system acquisition process.
- Built inter-jurisdictional and regional cooperation by moving 10 schools and special districts to even-year elections to create savings by consolidating district elections with even-year general elections.

GOALS

- Foster transparent, accessible, welcoming and user-friendly services with the implementation of a new voting system, development of system policies and procedures to guide activities, and training to staff and volunteers.
- Provide for and maintain infrastructure with the implementation of a ballot scanner and sorter system, development of system policies and procedures to guide activities, and provide training to staff and volunteers.
- Provide community-appropriate levels of service by developing and implementing a satellite voting office in Humboldt County to expand early voting and conditional voting services, and by establishing a Humboldt County Language Accessibility Advisory Committee (LAAC) that will develop the necessary LAAC framework and recruit LAAC members.
- Build inter-jurisdictional and regional cooperation by preparing for the 2020-21 state and county redistricting with the evaluation of the existing district boundaries in Humboldt County, and by strengthening Humboldt County's existing Voting Accessibility Advisory Committee (VAAC) by recruiting new VAAC members and streamlining VAAC activities to increase effectiveness.
- Invite civic engagement and awareness of available services by engaging stakeholder participation in evaluating the county's move to a Vote Center election model.

RECORD CONVERSION

(1310-267)

PROGRAM DISCUSSION BY BUDGET UNIT

This fund supplements the county General Fund by providing for the conversion, storage, and retrieval of recorded documents and maps as well as the archival storage of those records.

Both the conversion and e-recording portions of the fund are driven by the volume of certain recordable documents. The volume is impacted by any economic change that affects the sale or refinancing of real property. If interest rates rise or property values decrease, fewer documents are recorded thus fewer fees are collected for this fund.

In 2017 the Recorder began using the redaction portion of the fund and started the Social Security Redaction Project in order to help protect citizens from the increasing threat of identity theft. This two part project created a program as mandated by Government Code 27301(a) to redact social security numbers on official records recorded before 1999. Part one was completed in January of 2018. Part two of the project is expected to be completed by June 2019.

The redaction fee that was collected for this project ended at the end of December 2017. In January 2019, the Recorder started collecting a fee for Electronic Recording (or E-Recording) and is being collected in this fund. E-Recording allows title companies and governmental agencies to submit their recordable documents to electronically as opposed to mailed in or walked in. The Clerk / Recorder's office is in the process of establishing and implementing this ability.

This program contains the following budget unit:

1310 267 Record Conversion

This program supports the Board of Supervisors' Strategic Framework by providing for and maintaining infrastructure.



FY 2019-20 PROPOSED BUDGET TABLE — RECORD CONVERSION 1310-267

	2016-17 Actual	2017-18 Actual	2018-19 Adjusted	2019-20 Requested	2019-20 Proposed	Increase (Decrease)
Revenues						
Use of Money & Property	4,425	8,112	7,800	7,680	7,680	(120)
Charges for Current Services	50,814	34,061	24,000	38,000	38,000	14,000
General Fund Contribution	165,354	0	0	0	0	0
Total Revenues	**220,593**	**42,173**	**31,800**	**45,680**	**45,680**	**13,880**
Expenditures						
Services and Supplies	0	132,805	140,710	10,000	10,000	(130,710)
Fixed Assets	0	8,320	0	0	0	0
Total Expenditures	**0**	**141,125**	**140,710**	**10,000**	**10,000**	**(130,710)**
Other Financing Sources (Uses)						
Other Financing Uses	0	0	0	(35,680)	(35,680)	(35,680)
Total Other Financing Sources (Uses)	**0**	**0**	**0**	**(35,680)**	**(35,680)**	**(35,680)**
Net Revenues (Expenditures)	***220,593***	***(98,952)***	***(108,910)***	***0***	***0***	***108,910***
Additional Funding Support						
1310 Recorder Record Conversion	(220,593)	98,952	0	0	0	0
Total Additional Funding Support	**(220,593)**	**98,952**	**0**	**0**	**0**	**0**
Staffing Positions						
Allocated Positions	0.00	0.00	0.00	0.00	0.00	0.00

SIGNIFICANT CHANGES

- The proposed revenue budget for the Charges for Current Services category has increased by 58% or $14,000 due to collection of the new Electronic Recording (e-Recording) fee.
- The proposed expenditure budget for the Services & Supplies category has decreased by 93% or $130,710 due to the completion of the Social Security Redaction project.
- The proposed expenditure budget for the Other Financing Uses category has increased by 100% or $35,680 due to changes in local accounting practices where excess funds are reflected as a transfer to the trust in order to balance the budget.

ADDITIONAL FUNDING REQUESTS

Record Conversion has submitted no additional funding requests.

PERSONNEL

There are no personnel changes.

ACCOMPLISHMENTS & GOALS

ACCOMPLISHMENTS

- Provided community-appropriate levels of service and protected vulnerable populations with the completion of Social Security Truncation project Part One.
- Provided community-appropriate levels of service and protected vulnerable populations with the completion of Social Security Truncation project Part Two.

GOALS

- Provide community-appropriate levels of service with the implementation of the E-record project.

COUNTY ADMINISTRATIVE OFFICE

DEPARTMENTAL SUMMARY

DEPARTMENT HEAD

Amy S. Nilsen, County Administrative Officer

The mission of the Humboldt County Administrative Office is to support the needs of our community through unparalleled service, participatory leadership, professional growth, optimal management of resources, responsible policies and procedures, and teamwork.

BUDGET TOTALS		FY 2019-20
Expenditures + Other Funding Uses	$	26,026,322
Revenues + Other Funding Sources	$	23,915,246
General Fund Contribution	$	2,111,076
Personnel		40.0
% General Fund Contribution		8%

BUDGET UNITS

The County Administrative Office (CAO) includes the following budget units:

ADA Compliance

- 3552 152 ADA Compliance

Management & Budget

- 1100 103 Management & Budget Team

Communications

- 3521 151 Communications

Economic Development

- 1120 275 Economic Development Team
- 1120 286 Headwaters Fund
- 1120 287 Workforce Investment

Economic Development Promotion

1100 181 Economic Development Promotion

Fish & Game Advisory Commission

- 1700 290 Fish & Game Advisory Commission

Forester & Warden

- 1100 281 Forester & Warden

Information Technology

- 3550 118 Information Technology Team

Purchasing & Disposition

- 3555 115 Purchasing Team

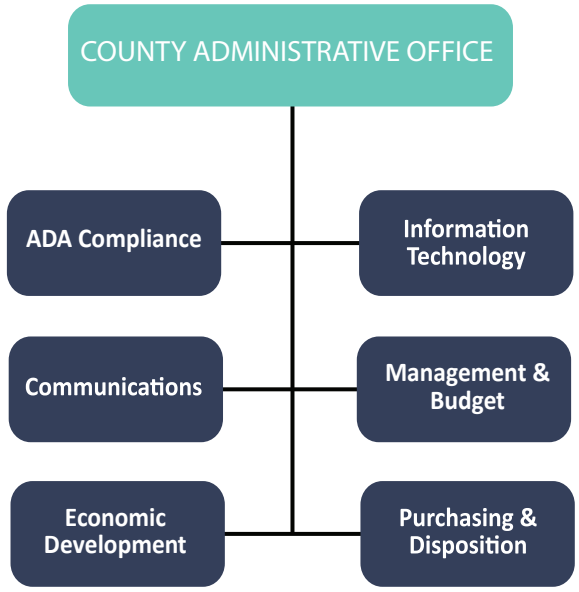

FY 2019-20 PROPOSED DEPARTMENTAL SUMMARY BUDGET TABLE

	2016-17 Actual	2017-18 Actual	2018-19 Adjusted	2019-20 Requested	2019-20 Proposed	Increase (Decrease)
Revenues						
Taxes	50,000	37,500	50,000	50,000	50,000	0
Operating Revenue & Contribution	3,258,134	3,662,792	3,740,264	4,350,673	4,350,673	610,409
Licenses and Permits	520	325	0	780	780	780
Fines, Forfeits and Penalties	9,994	5,951	10,500	6,500	6,500	(4,000)
Use of Money and Property	470	529	300	150	150	(150)
Other Governmental Agencies	1,502,153	2,173,344	3,508,203	3,957,998	3,957,998	449,795
Charges for Current Services	417,267	427,771	3,885,193	2,967,965	2,967,965	(917,228)
Other Revenues	1,164,039	3,467,009	2,998,712	4,175,651	4,175,651	1,176,939
Other Financing Sources	0	0	611,660	616,600	616,600	4,940
General Fund Contribution	28,519	17,219	6,240,671	2,749,923	2,749,923	(3,490,748)
Total Revenues	**6,431,096**	**9,792,440**	**21,045,503**	**18,876,240**	**18,876,240**	**(2,169,263)**
Expenditures						
Salaries & Employee Benefits	2,678,570	2,949,996	3,991,810	4,637,378	4,570,334	578,524
Services and Supplies	2,015,345	3,581,617	4,473,115	3,588,179	3,555,344	(917,771)
Other Charges	3,140,867	3,375,353	4,181,817	6,095,116	6,095,116	1,913,299
Fixed Assets	78,725	331,662	11,069,497	11,805,528	11,805,528	736,031
Other Financing Uses	(15,611)	(10,337)	(36,000)	0	0	36,000
Total Expenditures	**7,897,896**	**10,228,291**	**23,680,239**	**26,126,201**	**26,026,322**	**2,346,083**
Other Financing Sources (Uses)						
Special Items	(8,195)	8,195	18,120	0	0	(18,120)
Other Financing Sources	0	181,163	201,040	5,037,506	5,039,006	4,837,966
General Fund Contribution	0	0	0	2,212,455	2,111,076	2,111,076
Total Other Financing Sources (Uses)	**(8,195)**	**189,358**	**219,160**	**7,249,961**	**7,150,082**	**6,930,922**
Net Revenues (Expenditures)	**(1,474,995)**	**(246,493)**	**(2,415,576)**	**0**	**0**	**2,415,576**
Additional Funding Support						
1100 General Fund	1,500,319	1,525,783	1,964,618	0	0	(1,964,618)
1120 Economic Development	162,463	(343,627)	0	0	0	0
1700 Fish & Game	1,911	9,659	4,200	0	0	(4,200)
3521 Communications	(119,394)	31,902	0	0	0	0
3550 Information Tech Enterprise	(109,383)	133,939	381,172	0	0	(381,172)
3552 ADA Compliance ISF	0	(1,090,303)	0	0	0	0
3555 Central Services ISF	26,548	(20,860)	65,586	0	0	(65,586)
Total Additional Funding Support	**1,462,464**	**246,493**	**2,415,576**	**0**	**0**	**(2,415,576)**
Staffing Positions						
Allocated Positions	34.00	39.00	39.00	41.00	40.00	1.00

FISCAL YEAR 2019-20

TOTAL REVENUES

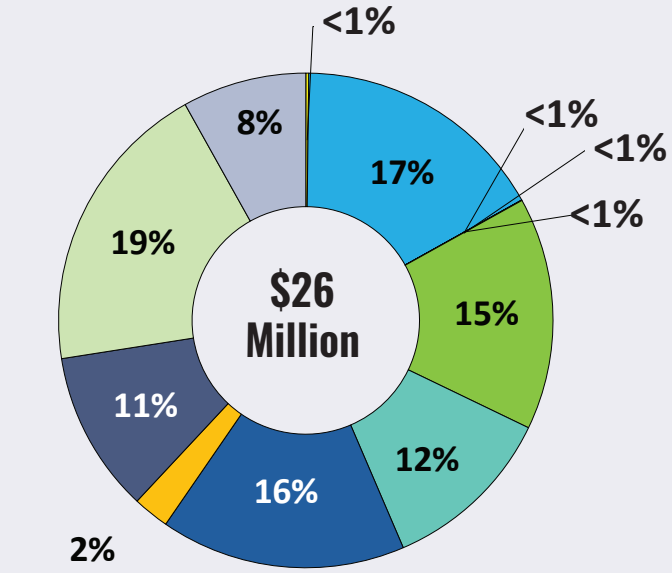

- Taxes
- Licenses and Permits
- Use of Money and Property
- Charges for Current Services
- Other Financing Sources (ISF)
- Other Financing Sources
- Operating Revenue & Contributn
- Fines, Forfeits and Penalties
- Other Governmental Agencies
- Other Revenues
- General Fund Contribution (ISF)
- General Fund Contribution

TOTAL EXPENDITURES

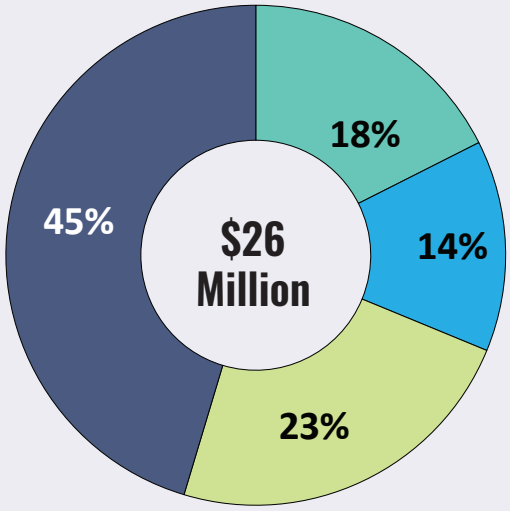

- Salaries & Employee Benefits
- Services and Supplies
- Other Charges
- Fixed Assets

BY PROGRAM AREA

PERMANENT POSITIONS

- ADA COMPLIANCE
- MGMT & BUDGET
- COMMUNICATIONS
- ECONOMIC DEV.
- ECON. DEV. PROMO
- FISH & GAME
- FORESTER & WARD.
- INFO. TECHNOLOGY
- PURCHASING

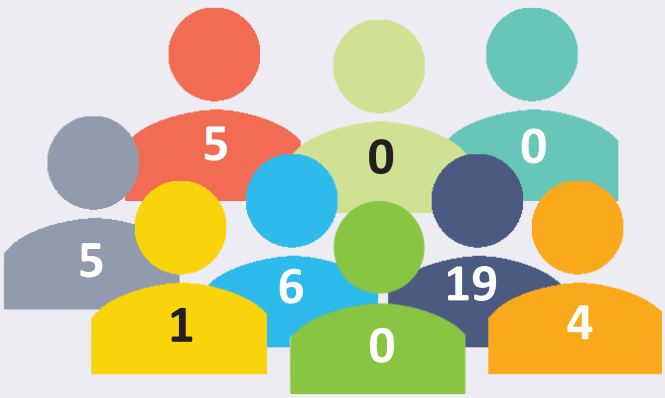

EXPENDITURES

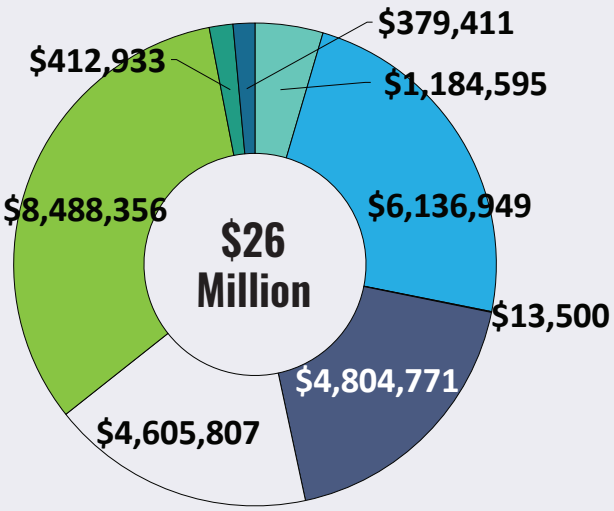

- Mgmt & Budget
- Fish & Game
- Info Technology
- Purchasing
- Econ. Development
- Communications
- ADA Compliance
- Forester & Warden

ADA COMPLIANCE

(3552-152)

PROGRAM DISCUSSION BY BUDGET UNIT

The ADA Compliance budget unit enforces the county's compliance with Title II of the American's with Disability Act (ADA) of 1990. Compliance contains elements including accessibility to county programs, services and activities, facilities, roadways, website and policies and procedures.

The ADA Compliance budget unit investigates all ADA-related complaints, works with an Independent Licensed Architect (ILA), and coordinates with outside vendors on capital improvement projects for barrier removal. ADA Compliance investigates, reviews and monitors for reporting of ADA compliance of county facilities, programs, services and activities including roadways, the county website, and policies and procedures to ensure compliance with ADA.

This program contains the following budget unit:

3552 152 ADA Compliance

This program supports the Board of Supervisors' Strategic Framework by enforcing laws and regulations to protect residents, providing for and maintaining infrastructure, managing resources to ensure sustainability of services, and fostering transparent, accessible, welcoming, and user-friendly services.



FY 2019-20 PROPOSED BUDGET TABLE — ADA COMPLIANCE 3552-152

	2016-17 Actual	2017-18 Actual	2018-19 Adjusted	2019-20 Requested	2019-20 Proposed	Increase (Decrease)
Revenues						
Operating Revenue & Contribution	0	238,002	0	0	0	0
Charges for Current Services	0	0	3,468,910	2,393,092	2,393,092	(1,075,818)
Other Revenues	0	2,811,199	2,633,695	3,895,911	3,895,911	1,262,216
General Fund Contribution	0	0	2,966,053	625,000	625,000	(2,341,053)
Total Revenues	**0**	**3,049,201**	**9,068,658**	**6,914,003**	**6,914,003**	**(2,154,655)**
Expenditures						
Salaries & Employee Benefits	0	347,118	501,223	538,828	538,828	37,605
Services & Supplies	0	1,576,302	1,880,791	1,248,032	1,248,032	(632,759)
Other Charges	0	46,057	102,866	102,182	102,182	(684)
Fixed Assets	0	(10,579)	6,777,778	6,599,314	6,599,314	(178,464)
Total Expenditures	**0**	**1,958,898**	**9,262,658**	**8,488,356**	**8,488,356**	**(774,302)**
Other Financing Sources (Uses)						
Other Financing Sources	0	0	194,000	1,574,353	1,574,353	1,380,353
Total Other Financing Sources (Uses)	**0**	**0**	**194,000**	**1,574,353**	**1,574,353**	**1,380,353**
Net Revenues (Expenditures)	**0**	**1,090,303**	**0**	**0**	**0**	**0**
Additional Funding Support						
3552 ADA Compliance ISF	0	(1,090,303)	0	0	0	0
Total Additional Funding Support	**0**	**(1,090,303)**	**0**	**0**	**0**	**0**
Staffing Positions						
Allocated Positions	0.00	4.00	5.00	5.00	5.00	0.00

SIGNIFICANT CHANGES

- The proposed revenue budget for the Charges for Current Services category has decreased by 31% or $1,075,816 due to a change in local accounting practices. General Fund contributions are now reflected in its own category rather than Charges for Current Services.
- The proposed revenue budget for the Other Financing Sources category has increased by 100% or $1,380,353 due to financing needs for ADA barrier removal projects.
- The proposed revenue budget for the Other Revenues category has increased by 48% or $1,262,216 due to a transfer from the trust to finance ADA barrier removal.
- The proposed General Fund Contribution has decreased by 79% or $2,341,053 due to reduced funding capabilities based on available resources.
- The proposed expenditure budget for the Salaries & Employee Benefits category has increased by 8% or $37,605 due to full staffing as the program matures, as well as negotiated salary and benefit increases.
- The proposed expenditure budget for the Services & Supplies category has decreased by 34% or $632,759 due to less work anticipated by the Independent Licensed Architect as culmination of the consent decree nears.
- The proposed expenditure budget for the Fixed Asset category has decreased by 3% or $178,464. Funding of $6,559,314 is recommended for fixed assets; additional details on the proposed equipment and

ADDITIONAL FUNDING REQUESTS

ADA Compliance has submitted no additional funding requests.

PERSONNEL

There are no personnel changes.

ACCOMPLISHMENTS & GOALS

- Invested in employees by enrolling them in courses that deepen employee knowledge of ADA, resulting in ADA Coordinator certification. Through the ADA project, the county has three Certified ADA Coordinators and two Certified Access Specialist on staff for the first time.
- Enforced laws and regulations to protect residents and fostering transparent, accessible, welcoming and user-friendly services through successfully removing barriers to access at 17 facilities, with seven projects under construction with completion dates on or before June 30, 2018, and 13 projects in varying phases of access barrier removal design.
- Engaged in discussions of the county's and other jurisdictions' regional economic future by holding joint meetings to work collaboratively and creatively on the Facilities Master Plan.



- Enforce laws and regulations to protect residents and foster transparent, accessible, welcoming and user-friendly services by meeting the terms of the September 7, 2016, Department of Justice (DOJ) consent decree for ADA compliance on or before September 7, 2019 and successfully entering into a transition plan to remove remaining barriers not specifically addressed in the consent decree over an extend period of time.
- Provide for and maintain infrastructure through the completion of a cross departmental Facilities Management Software project. The successful completion of this project will assist several divisions of the Public Works Department, the Department of Health and Human Services and ADA Compliance to better track deferred maintenance issues and needs, facilities maintenance, call tickets and ADA project needs.
- Provide for and maintain infrastructure and manage resources to ensure sustainability of services through a cross departmental Facilities Master Plan project. The successful completion of this project will move the county toward a campus complex concept locating like services together, identify the condition of county buildings and identify an implementation and funding plan to move the Facilities Master Plan forward.
- Continue to invest in employees by enrolling them in courses that deepen employee knowledge of ADA.
- Protect vulnerable populations through the completion of the courthouse 5th floor remodel project to centralize services of the District Attorney's Victim Witness and Child Abuse Services Team.



MANAGEMENT & BUDGET TEAM (1100-103)

PROGRAM DISCUSSION BY BUDGET UNIT

The County Administrative Office-Management & Budget Team (CAO-MBT) provides leadership and guidance in the implementation of the policies of the Board of Supervisors. The CAO-MBT analyzes issues and makes recommendations to the Board regarding the administration and operation of county departments and programs. The CAO-MBT coordinates and oversees the county budget, fee schedule and legislative platform and monitors the use of financial and human resources.

The County Administrative Office Management & Budget Team (CAO-MBT) works to fulfill mandated functions through supportive collaboration between departments, the Board of Supervisors and external stakeholders.

This program contains the following budget unit:

1100 103 County Administrative Office

This program supports the Board of Supervisors' Strategic Framework by providing for and maintaining infrastructure, providing community-appropriate levels of service, supporting self-reliance of citizens, managing resources to ensure sustainability of services, investing in County employees, inviting civic engagement and awareness of available services, fostering transparent, accessible, welcoming and user-friendly services, facilitating the establishment of local revenue sources to address local needs, seeking outside funding sources to benefit Humboldt County needs, building inter-jurisdictional and regional cooperation, and engaging in discussions of our regional economic future.



FY 2019-20 PROPOSED BUDGET TABLE — MANAGEMENT & BUDGET TEAM 1100-103

	2016-17 Actual	2017-18 Actual	2018-19 Adjusted	2019-20 Requested	2019-20 Proposed	Increase (Decrease)
Revenues						
Taxes	50,000	37,500	50,000	50,000	50,000	0
Licenses and Permits	520	0	0	0	0	0
Other Governmental Agencies	19,000	20,000	15,000	0	0	(15,000)
Other Revenues	150,025	12,212	100	100	100	0
Total Revenues	**219,545**	**69,712**	**65,100**	**50,100**	**50,100**	**(15,000)**
Expenditures						
Salaries & Employee Benefits	814,197	740,627	848,373	948,270	881,226	32,853
Services and Supplies	478,555	348,281	440,772	308,012	273,677	(167,095)
Other Charges	84,098	72,833	52,888	29,692	29,692	(23,196)
Fixed Assets	0	0	15,000	0	0	(15,000)
Total Expenditures	**1,376,850**	**1,161,741**	**1,357,033**	**1,285,974**	**1,184,595**	**(172,438)**
Other Financing Sources (Uses)						
General Fund Contribution	0	0	0	1,235,874	1,134,495	1,134,495
Total Other Financing Sources (Uses)	**0**	**0**	**0**	**1,235,874**	**1,134,495**	**1,134,495**
Net Revenues (Expenditures)	**(1,157,305)**	**(1,092,029)**	**(1,291,933)**	**0**	**0**	**1,291,933**
Additional Funding Support						
1100 General Fund	1,157,305	1,092,029	1,291,933	0	0	(1,291,933)
Total Additional Funding Support	**1,157,305**	**1,092,029**	**1,291,933**	**0**	**0**	**(1,291,933)**
Staffing Positions						
Allocated Positions	6.00	6.00	5.00	6.00	5.00	0.00

SIGNIFICANT CHANGES

- The proposed General Fund Contribution has increased by 100% or $1,134,495 due to changes in local accounting practices. Contributions from the General Fund are now reflected as "Other Financing Sources (Uses)". The proposed General Fund Contribution has actually decreased by 12% or $157,438 due to a one-time allocation approved in FY 2018-19 to renew Measure Z.
- The proposed revenue budget for the Other Governmental Agencies category has decreased by 100% or $15,000 due to changes in local accounting practices. Emergency Management funds are utilized to offset a portion of CAO salaries for time spent doing Emergency Management activities, this is now reflected as salaries reimbursed.
- The proposed expenditure budget for the Services & Supplies category has decreased by 38% or $167,095 due to a reduction in consulting services expense. Consulting services were utilized in FY 2018-19 to prepare for the renewal of Measure Z, which was approved by voters on Nov. 6, 2018, through Measure O. In addition, consulting services were utilized to create a revised Chart of Accounts as required by the Auditor-Controller, and for staff development and training needs.
- The proposed expenditure budget for the Other Charges categories has decreased by 44% or $23,196 due to changes in local accounting practices. Salaries reimbursed are now reflected as "Salaries & Benefits" as opposed to "Other Charges."
- The proposed expenditure budget for Fixed Assets has decreased by 100% or $15,000 due to allocations made in FY 2018-19 to split a large office in two.

PERSONNEL

There are no personnel changes.

ADDITIONAL FUNDING REQUESTS

CAO-MBT has submitted one additional funding request:

$101,379 for 1.0 FTE Public Information Specialist. The Public Records Act (PRA) mandates that all governmental records shall be disclosed and made available to members of the public upon request and within a designated time-frame. PRA's are becoming an increasing strain on staff and the County Administrative Office. In 2018 there were 643 requests and in 2019 the current pace is set for at least 750 requests. PRA's often require time intensive evaluation of massive records to ensure that records released are relevant to the information requested. Having a staff member who is solely responsible for responding the PRA's and providing the public with requested information will not only free up CAO staff for other tasks but will ensure that the timelines and mandates set by the Public Records Act are being met in a manner that is appropriate and expected by the public.

This additional funding request is not recommended at this time. While this request has merit it did not meet a priority level that allowed for it to be funded based on available financial resources.

ACCOMPLISHMENTS & GOALS

- Facilitated the establishment of local revenue sources to address local needs through the passage of Measure O, that renewed Measure Z, a local half-cent sales tax, until ended by voters. Measure O passed with more than 73% voter approval.
- Built inter-jurisdictional and regional cooperation through Board approval to share property tax revenue with local fire districts who commit to managing resources to ensure sustainability.
- Engaged in discussions of the county's regional economic future with the approval of an updated Strategic Framework that included a comprehensive Strategic Plan Vision to guide county departments on goals, priorities and objectives to focus on for FY 2019-20
- Invited civic engagement and awareness of available resources with the Humboldt County Roadshow 2019 that presented the community with the Strategic Framework goals, priorities and objectives and provided the citizens' of Humboldt County an opportunity to learn about current issues facing the community and share experience and suggestions on how to make improvements.
- Fostered transparent, accessible, welcoming and user friendly services with an updated FY 2019-20 budget book that provides for more detailed budget information by individual budget unit and lays out comprehensive goals and accomplishments for the county programs in order to inform the citizens' of Humboldt County on the activities taking place in the county and future plans for improvements.
- Foster transparent, accessible, welcoming and user friendly services through the implementation of a new budgeting software solution and submitting the county budget for consideration of the Government Financial Officers Association (GFOA) Budget Award in FY 2019-20.
- Invest in county employees by encouraging the MBT team to pursue professional development opportunities to enhance public service, communication, leadership and team building skills necessary to seek out the opportunities and meet the challenges facing the community and County of Humboldt.
- Build inter-jurisdictional and regional cooperation by creating a high-performing organization that encourages leadership at all levels and promotes an organization that is solution oriented and adaptive to technology.
- Manage resources to ensure sustainability through fiscal responsibility and long-term planning efforts to address capital improvement costs, short-term and long-term cash management and to create policies and procedures that minimize the county's debt service and issuance cost with an overall objective of ensuring prudent debt management practices in order to maintain financial stability, preserve public trust and minimize costs to taxpayers.
- Protect vulnerable populations through increased legislative activities that provide funding for services such as those that address substance use disorders and opioid treatment options.

ACCOMPLISHMENTS & GOALS

- Provided community-appropriate levels of service by supporting the creation and implementation of the Department of Aviation in order to promote a financially independent Airports Department that is self sustaining and provides expanded levels of service.
- Managed resources to ensure sustainability of services by updating and gaining Board approval on a revised Deferred Maintenance, Contingency and Reserve policies that establish attainable requirements tied to sustainable revenue sources.
- Provide for and maintain infrastructure through the support and allocation of funding for an upgrade to radio infrastructure to improve public safety communications throughout Humboldt County.
- Build inter-jurisdictional and regional cooperation by working with neighboring jurisdictions to identify opportunities for shared facilities needs and to provide for and maintain infrastructure through the creation of a Facilities Master Plan and identifying potential sites for additional county facilities, an administrative complex, and one-stop permitting.



COMMUNICATIONS (3521-151)

PROGRAM DISCUSSION BY BUDGET UNIT

Communications is an Internal Service Fund, and performs services for other county departments on a cost for service basis.

This program contains the following budget unit:

3521 151 Communications

The primary functions in both the radio and telephone programs consist of maintenance, contract administration, system design and equipment specification, capitalization fund management, and monthly bill auditing, payment and cost distribution to departments.



ACCOMPLISHMENTS & GOALS

- Provided for and maintained infrastructure with the completion of a Request for Proposals (RFP) process for the Radio Infrastructure Project. This project will replace the existing out dated system with state of the art system to provide more sufficient coverage to critical areas of the county.
- Provided for an maintained infrastructure with the installation of phone systems for the Sheriff, Economic Development Department, and First 5.
- Provide for and maintain infrastructure with the implementation of the Radio Infrastructure Project. This project will replace the existing out dated system on mountaintops with state of the art system to provide better coverage to critical areas.
- Build inter-jurisdictional and regional cooperation through collaborative quarterly meetings with outside agencies.
- Provide for and maintain infrastructure with the replacement of multiple phone sites.

ADDITIONAL FUNDING REQUESTS

Communications has submitted no additional funding requests.

PERSONNEL

There are no personnel changes.

FY 2019-20 PROPOSED BUDGET TABLE — COMMUNICATIONS 3521-151

	2016-17 Actual	2017-18 Actual	2018-19 Adjusted	2019-20 Requested	2019-20 Proposed	Increase (Decrease)
Revenues						
Other Governmental Agencies	0	0	750,000	0	0	(750,000)
Charges for Current Services	122,758	121,374	125,669	279,576	279,576	153,907
Other Revenues	182,705	45,314	161,141	80,440	80,440	(80,701)
General Fund Contribution	17,219	17,219	2,817,321	2,124,923	2,124,923	(692,398)
Total Revenues	**322,682**	**183,907**	**3,854,131**	**2,484,939**	**2,484,939**	**(1,369,192)**
Expenditures						
Salaries & Employee Benefits	76,661	62,849	79,228	72,545	72,545	(6,683)
Services and Supplies	64,557	58,758	66,881	89,494	89,494	22,613
Other Charges	81,240	93,283	30,443	55,486	55,486	25,043
Fixed Assets	(19,170)	919	3,677,579	4,587,246	4,587,246	909,667
Total Expenditures	**203,288**	**215,809**	**3,854,131**	**4,804,771**	**4,804,771**	**950,640**
Other Financing Sources (Uses)						
Other Financing Sources	0	0	0	2,319,832	2,319,832	2,319,832
Total Other Financing Sources (Uses)	**0**	**0**	**0**	**2,319,832**	**2,319,832**	**2,319,832**
Net Revenues (Expenditures)	**119,394**	**(31,902)**	**0**	**0**	**0**	**0**
Additional Funding Support						
1100 General Fund	(119,394)	31,902	0	0	0	0
Total Additional Funding Support	**(119,394)**	**31,902**	**0**	**0**	**0**	**0**
Staffing Positions						
Allocated Positions	1.00	1.00	1.00	1.00	1.00	0.00

SIGNIFICANT CHANGES

- The proposed revenue budget for the Other Governmental Agencies category has decreased by 100% or $750,000 due to a one-time allocation from the Community Corrections Partnership in FY 2018-19 for the Radio Infrastructure Project.
- The proposed revenue budget for the Charges for Current Services category has increased by 100% or $153,907 due to changes in local accounting practices. Some of these revenues have historically been transferred directly to the Communications trust for future infrastructure upgrade needs. In FY 2019-20, in order to improve transparency, all of these revenues will be budgeted in Communications with an offsetting transfer to the trust. Overall, charges for communication services have increased by 4% or $10,052.
- The proposed revenue budget for the Other Revenues category has decreased by 50% or $80,701 due to changes in local accounting practices as described in the Charges for Current Services, which eliminated the need for a transfer from the Communications Trust.
- The proposed General Fund Contribution has decreased by 25% or $692,398 due to a significant contribution in FY 2018-19 to begin the Radio Infrastructure Project. In FY 2019-20, the remaining $2,107,602 in funding needs for this project has been allocated.
- The proposed revenue budget for the Other Financing Sources category has increased by 100% or $2,319,832 due to a significant contribution in FY 2018-19 to begin the Radio Infrastructure Project that will carry forward to FY 2019-20 to continue the project. In addition, due to changes in local accounting practices, use of fund balance is now reflected as "Other Financing Sources".
- The proposed expenditure budget for the Salaries & Employee Benefits category has decreased by 8% or $6,683 due to increased cost reimbursements from the County Administrative Office for staff time assisting the Management and Budget Team.
- The proposed expenditure budget for the Services & Supplies category has increased by 34% or $22,613 due to contractual increases to mountaintop repeater site leases.
- The proposed expenditure budget for the Other Charges category has increased by 82% or $25,043 due to changes in cost allocation charges.
- The proposed expenditure budget for the Fixed Assets category has increased by 25% or $909,667 due to an allocation in FY 2018-19 to begin the radio infrastructure project; $2,479,644 is being carried forward for the work in FY 2019-20. This project is anticipated to span several years. Funding of $4,587,246 is recommended for fixed assets; additional details are available in the Capital Expenditures Table.

ECONOMIC DEVELOPMENT

PROGRAM DISCUSSION BY BUDGET UNIT

The Economic Development division of the County Administrative Office exists to serve the community through the administration of the County of Humboldt's Comprehensive Economic Development Strategy (CEDS), as well as the County of Humboldt's Strategic Framework, through the implementation of policies and programs which strengthen Humboldt County's economy.

Federal and state governments spend billions of dollars every year on economic development initiatives. These initiatives often include grants and other assistance (to local jurisdictions) which are designed to generate employment, retain jobs, and stimulate economic growth.

At the heart of these federal and state initiatives exist local Economic Development Agencies (EDA's) who work with their state and federal government counterparts to collaborate on these initiatives through a variety of programs.

1120 275 Economic Development

The Economic Development division of the County Administrative Office is Humboldt County's EDA. It serves the county by coordinating the county's economic development activities with state and federal programs. It is also the primary administrator of county level policies, programs and strategies which have been created to drive economic prosperity for residents, businesses, and communities in Humboldt County.

Additionally, the Economic Development division of the County Administrative Office staffs two Boards, each of which provide community leadership and oversee a set of specific grants, programs and projects:

1120 286 Headwaters Fund Board

The Headwaters Fund invests in local projects through grants and loans to help the citizens of Humboldt County achieve increased economic opportunity, prosperity, and quality of life.

1120 2887 Workforce Development Board

The Workforce Development Board (WDB) of Humboldt County brings together community members from the private sector, local government, non-profits, labor unions, education, and public agencies to develop, grow, and prepare Humboldt County's workforce.

Because most of Humboldt County's economic development efforts are funded through federal and state grants, it is imperative that the County of Humboldt maintain a robust, well trained, and dynamic economic development team. The proposed budget changes for FY 2019-20 are designed to achieve this result and will enable the Economic Development division of the County Administrative Office to implement and administer existing and new programs aimed at improving Humboldt County's economic future.

This program supports the Board's Strategic Framework by providing for and maintaining infrastructure, encouraging new local enterprise, supporting business, workforce development and creation of private-sector jobs, retaining existing and facilitating living-wage private sector jobs and housing, facilitating the establishment of local revenue sources to address local needs, seeking outside funding sources to benefit Humboldt County needs, facilitating public/private partnerships to solve problems, building interjurisdictional and regional cooperation, engaging in discussions of our regional economic future, and engaging new partners.



ACCOMPLISHMENTS & GOALS

- Provided community-appropriate levels of service with organizational changes adopted by the Board of Supervisors that have resulted in a newly restructured team, including the addition of a Director position. Other department and staff level changes are defined in this year's FY 2019-20 budget request and are aimed at creating an efficient and productive economic development team.
- Engaged in discussions of our regional economic future by securing federal approval for the county's CEDS.
- Built inter-jurisdictional and regional cooperation with the implementation of the Economic Development Intern Program in partnership with Humboldt State University and College of the Redwoods.
- Supported business, workforce development and the creation of private-sector jobs with the critical roll played in securing the lease option agreement between the Humboldt Bay Harbor District and Nordic Aquaculture and potential of adding more than 80 local living wage paying jobs.
- Facilitated public/private partnerships to solve problem by leading the initiative for creating the framework for Project Trellis: The County of Humboldt Cannabis Micro-grant, Marketing, and Local Equity Program.
- Sought outside funding sources to benefit Humboldt County needs by obtaining $1.6M in state level funding to address Humboldt County's opioid crisis for dislocated workers.
- Engaged in discussions of our regional economic future through discussions with the California Governors Office of Economic Development and the California Infrastructure Economic Development Bank regarding state level programs and incentives aimed at improving economic prosperity in Humboldt County.
- Engaged new partners by leading discussions with a variety of businesses and industries interested in locating to Humboldt County, as well as discussions with state and local elected officials on economic programs aimed at benefiting Humboldt County.
- Engage in discussions of our regional economic future through the strategies in Humboldt County's CEDS, as well as economic initiatives in the Strategic Framework as adopted by the county Board of Supervisors .
- Support business, workforce development and the creation of private-sector jobs by developing best practices and procedures for new business development and business retention and expansion.
- Facilitate public/private partnerships to solve problems with implementation and administration of Project Trellis: The County of Humboldt Cannabis Micro-grant, Marketing, and Local Equity Program.
- Retain existing and facilitate new living-wage private sector jobs by developing a new program designed to improve workforce in Humboldt County.
- Invite civic engagement and awareness of available services by rolling out the GoHUMCO initiative and supporting a social media engagement campaign.
- Manage resources to ensure sustainability with the brownfield and greenfield site analysis and by creating an inventory of available commercial, industrial, and retail locations (within opportunity areas) for potential re/development.
- Support business, workforce development and the creation of private-sector jobs by performing employer analysis and creating a database of "job generators" amongst target industries as identified by the CEDS, including follow up with employer outreach.
- Advance local interests in natural resource discussions by supporting clean energy business development and supporting new business development in aquaculture food production.
- Provide community-appropriate levels of service through support of the Tourism Business Improvement District (TBID) to meet the evolving tourism needs of Humboldt County.
- Facilitate public/private partnerships with key stakeholders on master development plans aimed at supporting economic development.

FY 2019-20 PROPOSED BUDGET TABLE — ECONOMIC DEVELOPMENT 1120-275

	2016-17 Actual	2017-18 Actual	2018-19 Adjusted	2019-20 Requested	2019-20 Proposed	Increase (Decrease)
Revenues						
Licenses and Permits	0	325	0	780	780	780
Other Governmental Agencies	227,362	379,873	71,000	0	0	(71,000)
Charges for Current Services	6,671	4,500	6,000	2,500	2,500	(3,500)
Other Revenues	1,572	1,308	522	0	0	(522)
General Fund Contribution	0	0	327,322	0	0	(327,322)
Total Revenues	**235,605**	**386,006**	**404,844**	**3,280**	**3,280**	**(401,564)**
Expenditures						
Salaries & Employee Benefits	31,093	34,618	156,853	192,725	192,725	35,872
Services and Supplies	26,535	53,217	220,515	139,100	139,100	(81,415)
Other Charges	176,420	337,469	81,596	751,409	751,409	669,813
Special Items	(14,874)	(10,337)	(36,000)	0	0	36,000
Total Expenditures	**219,174**	**414,967**	**422,964**	**1,083,234**	**1,083,234**	**660,270**
Other Financing Sources (Uses)						
Special Items	(8,195)	8,195	18,120	0	0	(18,120)
Other Financing Sources	0	181,163	0	798,896	798,896	798,896
General Fund Contribution	0	0	0	281,058	281,058	281,058
Total Other Financing Sources (Uses)	**(8,195)**	**189,358**	**18,120**	**1,079,954**	**1,079,954**	**1,061,834**
Net Revenues (Expenditures)	**8,236**	**160,397**	**0**	**0**	**0**	**0**
Additional Funding Support						
1120 Economic Development	(20,767)	(160,397)	0	0	0	0
Total Additional Funding Support	**(20,767)**	**(160,397)**	**0**	**0**	**0**	**0**
Staffing Positions						
Allocated Positions	5.00	5.00	5.00	6.00	6.00	1.00

SIGNIFICANT CHANGES

- The proposed revenue budget for the Other Governmental Agencies category has decreased by 100% or $71,000 due to revenue budgeted in FY 2018-19 for the Comprehensive Economic Development Strategy (CEDS) update and not needing set-aside funding in FY 2019-20 to balance the budget.
- The proposed General Fund Contribution has increased by 14% or $281,058 due to changes in local accounting practices. Contributions from the General Fund are now reflected as "Other Financing Sources (uses)." The proposed General Fund contribution has actually decreased by 14% or $46,264 due to a one-time allocation in FY 2018-19 utilized for an internship program and staff development.
- The proposed expenditure budget for the Salaries & Employee Benefits category has increased by 23% or $35,872 due to the addition of a Program Coordinator, in addition to a one-time allocation in FY 2019-20 to hire extra help for the internship program.
- The proposed expenditure budget for the Services & Supplies category has decreased by 37% or $81,415 due to one-time expenditures for new business development and staff training allocated in FY 2018-19 to support the opioid grant.
- The proposed expenditure budget for the Other Charges category has increased by 100% or $669,813 due to the implementation of Project Trellis.
- The proposed expenditure budget for the Special Items category has decreased by 100% or $36,000 due to changes in local accounting practices. Salaries reimbursed (salary costs to/from another budget unit) are now reflected as "Salaries & Employee Benefits," as opposed to Intrafund Transfers.
- The proposed expenditure budget for the Other Financing Uses category has increased by 100% or $798,896 primarily due to a transfer from the Community Investment trust to implement Project Trellis.

PERSONNEL

An increase of 1.0 FTE is proposed. The increase is due to the addition of a Program Coordinator who will also fulfill the requirement to staff an Equal Opportunity Compliance Officer.

Allocate

1.0 Program Coordinator

ADDITIONAL FUNDING REQUESTS

Economic Development submitted the following additional funding request: $40,048 for an extra help Office Assistant for the Intern Program.

This additional funding request is recommended at this time.



FY 2019-20 PROPOSED BUDGET TABLE — HEADWATERS FUND BOARD 1120-286

	2016-17 Actual	2017-18 Actual	2018-19 Adjusted	2019-20 Requested	2019-20 Proposed	Increase (Decrease)
Revenues						
Other Revenues	600,509	368,834	0	0	0	0
Other Financing Sources	0	0	611,660	616,600	616,600	4,940
Total Revenues	**600,509**	**368,834**	**611,660**	**616,600**	**616,600**	**4,940**
Expenditures						
Salaries & Employee Benefits	19,547	142	233	108,165	108,165	107,932
Services and Supplies	5,529	10,245	36,056	27,706	27,706	(8,350)
Other Charges	575,432	358,447	575,371	477,635	477,635	(97,736)
Total Expenditures	**600,508**	**368,834**	**611,660**	**613,506**	**613,506**	**1,846**
Other Financing Sources (Uses)						
Other Financing Sources	0	0	0	(3,094)	(3,094)	(3,094)
Total Other Financing Sources (Uses)	**0**	**0**	**0**	**(3,094)**	**(3,094)**	**(3,094)**
Net Revenues (Expenditures)	**1**	**0**	**0**	**0**	**0**	**0**
Additional Funding Support						
1120 Economic Development	(1)	0	0	0	0	0
Total Additional Funding Support	**(1)**	**0**	**0**	**0**	**0**	**0**
Staffing Positions						
Allocated Positions	0.00	0.00	0.00	0.00	0.00	0.00

SIGNIFICANT CHANGES

- The proposed expenditure budget for the Salaries & Employee Benefits category has increased by 100% or $107,932 due to changes in local accounting practices. Salaries reimbursed (salary costs to/from another budget unit) are now reflected as "Salary & Employee Benefits," as opposed to "Other Charges." In addition, costs have increased for the cost sharing of the newly created Economic Development Director position.
- The proposed expenditure budget for the Services & Supplies category has decreased by 23% or $8,350 due to an allocation for ethics training and staff development in FY 2018-19.
- The proposed expenditure budget for the Other Charges category has decreased by 17% or $97,736 due to changes in local accounting practices. Salaries reimbursed (salary costs to/from another budget unit) are now reflected as "Salary & Employee Benefits," as opposed to "Other Charges."

ADDITIONAL FUNDING REQUESTS

Headwaters has submitted no additional funding requests.

PERSONNEL

There are no changes to personnel.



FY 2019-20 PROPOSED BUDGET TABLE — WORKFORCE DEVELOPMENT BOARD 1120-287

	2016-17 Actual	2017-18 Actual	2018-19 Adjusted	2019-20 Requested	2019-20 Proposed	Increase (Decrease)
Revenues						
Other Governmental Agencies	1,255,791	1,773,471	2,672,203	3,957,998	3,957,998	1,285,795
Other Revenues	6,096	0	0	0	0	0
Total Revenues	**1,261,887**	**1,773,471**	**2,672,203**	**3,957,998**	**3,957,998**	**1,285,795**
Expenditures						
Salaries & Employee Benefits	0	0	205,400	386,444	386,444	181,044
Services and Supplies	9,064	6,870	24,250	23,532	23,532	(718)
Other Charges	1,436,054	1,583,371	2,442,553	3,542,921	3,542,921	1,100,368
Total Expenditures	**1,445,118**	**1,590,241**	**2,672,203**	**3,952,897**	**3,952,897**	**1,280,694**
Other Financing Sources (Uses)						
Other Financing Sources	0	0	0	(5,101)	(5,101)	(5,101)
Total Other Financing Sources (Uses)	**0**	**0**	**0**	**(5,101)**	**(5,101)**	**(5,101)**
Net Revenues (Expenditures)	**(183,231)**	**183,230**	**0**	**0**	**0**	**0**
Additional Funding Support						
1120 Economic Development	183,231	(183,230)	0	0	0	0
Total Additional Funding Support	**183,231**	**(183,230)**	**0**	**0**	**0**	**0**
Staffing Positions						
Allocated Positions	0.00	0.00	0.00	0.00	0.00	0.00

SIGNIFICANT CHANGES

- The proposed revenue budget for the Other Governmental Agencies category has increased by 48% or $1,285,795 due to the receipt of a new state opioid crisis grant for dislocated workers.
- The proposed expenditure budget for the Salaries & Employee Benefits category has increased by 88% or $181,044 due to changes in local accounting practices. Salaries reimbursed (salary costs to/from another budget unit) are now reflected as "Salary & Employee Benefits", as opposed to "Other Charges". In addition, salary expense increased due to the new state opioid crisis grant for dislocated workers.
- The proposed expenditure budget for the Other Charges category has increased by 45% or $1,100,368 due to costs associated to the administration of the state opioid crisis grant for dislocated workers.

ADDITIONAL FUNDING REQUESTS

Workforce Development Board has submitted no additional funding requests.

PERSONNEL

There are no personnel changes.



ECONOMIC DEVELOPMENT PROMOTION (1100-181)

PROGRAM DISCUSSION BY BUDGET UNIT

The county appropriates a portion of Transient Occupancy Tax (hotel/motel tax, or TOT) receipts to the Eureka-Humboldt Visitors Bureau to promote tourism and attract businesses to Humboldt County, and to the Redwood Region Entertainment and Education Liaisons, Inc. (RREEL), doing business as the Humboldt Del Norte Film Commission, to promote Humboldt County as a location for film and digital media production work.

Economic Development Promotion utilizes TOT funds to invest in the county's tourism economy, as identified in the county's Comprehensive Economic Development Strategy (CEDS) and the regional Prosperity! strategy. The allocation to RREEL is equal to 5 percent of TOT revenues plus an additional $20,000. The allocation to the Eureka-Humboldt Visitor's Bureau is for 18 percent of TOT revenues. In FY 2018-19 the allocation of 16 percent was increased to allow for a 2 percent allocation to the Southern Humboldt Visitor's Bureau.

In addition, in 2016 the agreement with the Eureka-Humboldt Visitor's Bureau was updated to reflect a reimbursement to the Eureka-Humboldt Visitor's Bureau up to $62,500 per year, and not to exceed $125,000 over the entire two year period, for a Minimum Revenue Guarantee (MRG). MRG expenditures are paid to an airline under a MRG agreement to encourage new airline services in a small rural airport. Reimbursement will be based on the annual increase in TOT revenue above the base year (base year is the last full year prior to additional destinations being added).

This program contains the following budget unit:

1100 181 Economic Development Promotion

This program supports the Board of Supervisors' Strategic Framework by encouraging new local enterprise, supporting business, workforce development and creation of private-sector jobs, and managing our resources to ensure sustainability of services.



FY 2019-20 PROPOSED BUDGET TABLE — ECONOMIC DEVELOPMENT PROMOTION 1100-181

	2016-17 Actual	2017-18 Actual	2018-19 Adjusted	2019-20 Requested	2019-20 Proposed	Increase (Decrease)
Revenues						
Total Revenues	**0**	**0**	**0**	**0**	**0**	**0**
Expenditures						
Services and Supplies	1,500	1,500	1,500	1,500	1,500	0
Other Charges	333,508	385,286	470,045	485,812	485,812	15,767
Total Expenditures	**335,008**	**386,786**	**471,545**	**487,312**	**487,312**	**15,767**
Other Financing Sources (Uses)						
General Fund Contribution	0	0	0	487,312	487,312	487,312
Total Other Financing Sources (Uses)	**0**	**0**	**0**	**487,312**	**487,312**	**487,312**
Net Revenues (Expenditures)	**(335,008)**	**(386,786)**	**(471,545)**	**0**	**0**	**471,545**
Additional Funding Support						
1100 General Fund	335,008	386,786	471,545	0	0	(471,545)
Total Additional Funding Support	**335,008**	**386,786**	**471,545**	**0**	**0**	**(471,545)**
Staffing Positions						
Allocated Positions	0.00	0.00	0.00	0.00	0.00	0.00

SIGNIFICANT CHANGES

- The proposed revenue budget for the Other Financing Sources category has increased by 100% or $487,312 due to changes in local accounting practices. General Fund Contributions are now reflected as "Other Financing Sources (Uses)". The actual General Fund contribution has increased by 3% or $15,767.

ADDITIONAL FUNDING REQUESTS

Economic Development Promotion has submitted no additional funding requests.

PERSONNEL

There are no personnel changes.



FISH & GAME ADVISORY COMMISSION (1700-290)

PROGRAM DISCUSSION BY BUDGET UNIT

This budget unit functions as the funding source for the Fish & Game Advisory Commission's grant program. Fish & Game code requires that fines collected be deposited into a special fund and expended for the protection, conservation and preservation of fish and wildlife under the direction of the Board.

Grants are awarded to groups and individuals who submit proposals to the Fish & Game Advisory Commission for projects with the purpose of protection, conservation, propagation or preservation of fish and wildlife. The awards are made after recommendation of the Commission and approval of the Board of Supervisors.

This program contains the following budget unit:

1700 290 Fish & Game Advisory Commission

This program supports the Board of Supervisors' Strategic Framework by facilitating public/private partnerships to solve problems.

ACCOMPLISHMENTS

- Invited civic engagement and awareness of services by awarding three grant proposals in FY 2018-19 for a Classroom Aquarium Education Program, a Deer Decoy Program and an Abalone Survey Program.
- Managed resources to ensure sustainability of services by utilizing the entire grant allocation and tracking prior grant allocations for the expiration of funds.

GOALS

- Manage resources to ensure sustainability of services by monitoring fine revenues to determine feasibility to award grants.



FY 2019-20 PROPOSED BUDGET TABLE — FISH & GAME ADVISORY COMMISSION 1700-290

	2016-17 Actual	2017-18 Actual	2018-19 Adjusted	2019-20 Requested	2019-20 Proposed	Increase (Decrease)
Revenues						
Fines, Forfeits and Penalties	9,994	5,951	10,500	6,500	6,500	(4,000)
Use of Money and Property	470	529	300	150	150	(150)
Total Revenues	**10,464**	**6,480**	**10,800**	**6,650**	**6,650**	**(4,150)**
Expenditures						
Services and Supplies	12,375	16,139	22,040	12,000	13,500	(8,540)
Total Expenditures	**12,375**	**16,139**	**22,040**	**12,000**	**13,500**	**(8,540)**
Other Financing Sources (Uses)						
Other Financing Sources	0	0	7,040	5,350	6,850	(190)
Total Other Financing Sources (Uses)	**0**	**0**	**7,040**	**5,350**	**6,850**	**(190)**
Net Revenues (Expenditures)	**(1,911)**	**(9,659)**	**(4,200)**	**0**	**0**	**4,200**
Additional Funding Support						
1700 Fish & Game	1,911	9,659	4,200	0	0	(4,200)
Total Additional Funding Support	**1,911**	**9,659**	**4,200**	**0**	**0**	**(4,200)**
Staffing Positions						
Allocated Positions	0.00	0.00	0.00	0.00	0.00	0.00

SIGNIFICANT CHANGES

- The proposed revenue budget for the Fines, Forfeitures, & Penalties category decreased by 38% or $4,000 due to declining revenues attributed to changes in legislation and the recent amnesty programs that allow debt forgiveness. The draw down of fund balance in prior fiscal years and an additional $5,350 in FY 2019-20 will leave an estimated year-end fund balance of $8,477. While this does not deplete the balance, it does impact grant funding in future years.
- The proposed expenditure budget for the Services & Supplies category has decreased by 39% or $8,540 due to reduced grant funding capabilities and a reduction in professional services expense for secretarial services provided to the commission. Both of these reductions are a direct result of declining revenues and limited capabilities.

ADDITIONAL FUNDING REQUESTS

Fish & Game Advisory Commission has submitted no additional funding requests.

PERSONNEL

There are no personnel changes.



FORESTER & WARDEN

(1100-281)

PROGRAM DISCUSSION BY BUDGET UNIT

This budget unit provides for support of fire suppression services in the Trinidad area and cooperative fire dispatch services for smaller fire districts throughout the county. Expenditures for the Trinidad area are offset by a Special Assessment District, Community Service Area #4 (CSA #4), for fire services.

Rates for providing fire suppression services in Trinidad and cooperative fire dispatch services are calculated by Cal FIRE. In 2003, the citizens residing in CSA#4 voted to increase their fire assessments to pay for increasing Cal FIRE personnel costs. Cal FIRE costs have continued to increase and the General Fund is covering the difference between the assessments and the fire service costs.

In addition, this budget unit also provides a 75 percent share of the Co-op Fire Dispatch. Fire dispatch services are provided by Cal FIRE to the county's local fire districts. The cost of fire dispatch services is partially offset by the Dispatch Co-op (cities of Trinidad, Ferndale, Rio Dell, and 25 fire protection districts). The Dispatch Co-op has received Measure Z funding to pay for their 25% share.

This program contains the following budget unit:

1100 281 Forester & Warden

This program supports the Board of Supervisors' Strategic Framework by protecting vulnerable populations.



FY 2019-20 PROPOSED BUDGET TABLE — FORESTER & WARDEN 1100-281

	2016-17 Actual	2017-18 Actual	2018-19 Adjusted	2019-20 Requested	2019-20 Proposed	Increase (Decrease)
Revenues						
Other Revenues	171,851	176,724	167,220	171,200	171,200	3,980
Total Revenues	**171,851**	**176,724**	**167,220**	**171,200**	**171,200**	**3,980**
Expenditures						
Other Charges	179,857	223,692	368,360	379,411	379,411	11,051
Total Expenditures	**179,857**	**223,692**	**368,360**	**379,411**	**379,411**	**11,051**
Other Financing Sources (Uses)						
General Fund Contribution	0	0	0	208,211	208,211	208,211
Total Other Financing Sources (Uses)	**0**	**0**	**0**	**208,211**	**208,211**	**208,211**
Net Revenues (Expenditures)	**(8,006)**	**(46,968)**	**(201,140)**	**0**	**0**	**201,140**
Additional Funding Support						
1100 General Fund	8,006	46,968	201,140	0	0	(201,140)
Total Additional Funding Support	**8,006**	**46,968**	**201,140**	**0**	**0**	**(201,140)**
Staffing Positions						
Allocated Positions	0.00	0.00	0.00	0.00	0.00	0.00

SIGNIFICANT CHANGES

- The proposed expenditure budget for the Other Charges category has decreased by 100% or $208,211 due to changes in local accounting practices. Contributions from the General Fund are now reflected as "Other Financing Sources (Uses)". The actual General Fund contribution increased by 4% or $7,071.

PERSONNEL

There are no personnel changes.

ADDITIONAL FUNDING REQUESTS

Forester and Warden has submitted no additional funding requests.



INFORMATION TECHNOLOGY (3550-118)

PROGRAM DISCUSSION BY BUDGET UNIT

Information Technology (IT) is responsible for assisting county departments and staff in improving work methods and productivity through the application and use of a variety of automated services, methodologies, and information technologies. IT also maintains the integrity and security of official county information.

IT is a division of the County Administrative Office. IT is responsible for the operation and integrity of the county's overall information infrastructure, which includes core telephony, primary internet/cloud access, desktop computers, phones, business applications as well as the security of the county's network, virtual environment, servers, and databases.

IT provides overarching IT services for all departments, some of which also support a portion of their own departmental infrastructure. In total, the county has over 2,300 personal computers, together with printers, copiers, and scanners, communicating with 100 servers over a high-speed network connecting approximately 57 county service locations.

This program contains the following budget unit:

3550 118 Information Technology

This program supports the Board of Supervisors' Strategic Framework by providing for and maintaining infrastructure.



FY 2019-20 PROPOSED BUDGET TABLE — INFORMATION TECHNOLOGY 3550-118

	2016-17 Actual	2017-18 Actual	2018-19 Adjusted	2019-20 Requested	2019-20 Proposed	Increase (Decrease)
Revenues						
Operating Revenue & Contribution	3,258,134	3,424,790	3,740,264	4,350,673	4,350,673	610,409
Charges for Current Services	177	0	0	0	0	0
Other Revenues	18,251	10,419	7,645	0	0	(7,645)
General Fund Contribution	11,300	0	129,975	0	0	(129,975)
Total Revenues	**3,287,862**	**3,435,209**	**3,877,884**	**4,350,673**	**4,350,673**	**472,789**
Expenditures						
Salaries & Employee Benefits	1,488,853	1,511,447	1,895,805	2,090,141	2,090,141	194,336
Services and Supplies	1,358,497	1,477,596	1,741,454	1,665,959	1,665,959	(75,495)
Other Charges	231,755	238,783	22,657	230,739	230,739	208,082
Fixed Assets	99,374	341,322	599,140	618,968	618,968	19,828
Total Expenditures	**3,178,479**	**3,569,148**	**4,259,056**	**4,605,807**	**4,605,807**	**346,751**
Other Financing Sources (Uses)						
Other Financing Sources	0	0	0	255,134	255,134	255,134
Total Other Financing Sources (Uses)	**0**	**0**	**0**	**255,134**	**255,134**	**255,134**
Net Revenues (Expenditures)	**109,383**	**(133,939)**	**(381,172)**	**0**	**0**	**381,172**
Additional Funding Support						
3550 Information Technology Enterprise	(109,383)	133,939	381,172	0	0	(381,172)
Total Additional Funding Support	**(109,383)**	**133,939**	**381,172**	**0**	**0**	**(381,172)**
Staffing Positions						
Allocated Positions	18.00	18.00	19.00	19.00	19.00	0.00

SIGNIFICANT CHANGES

- The proposed revenue budget for the Operating Revenue & Contribution category has increased by 16% or $610,409 due to additional department charges for Microsoft Office 365 licensing and increases in other software applications and supporting staff provided to the Sheriff that was previously cost shared through an expense reimbursement.
- The proposed revenue fund for the Other Revenue category has decreased by 100% or $7,645 due to miscellaneous revenue that is not anticipated in FY 2019-20.
- The proposed General Fund Contribution has decreased by 100% or $129,975 due to a one-time allocation in FY 2018-19 for an upgrade to the NeoGov Human Resources system.
- The proposed revenue budget for the Other Financing Sources category has increased by 100% or $255,134 due to changes in local accounting practices where the use of fund balance is now reflected as a "Transfer In" to provide for a balanced budget.
- The proposed expenditure budget for the Salaries & Employee Benefits category has increased by 10% or $194,336 due to reduced salary reimbursement from the Sheriff for support staff as this is now recuperated through the department cost allocation charges and is reflected accordingly in operating revenue. In addition, there have been negotiated salary and benefit increases.
- The proposed expenditure budget for the Other Charges category has increased by 100% or $208,082 due to changes in cost allocation charges as approved by the State Controller.
- The proposed expenditure budget for the Fixed Assets category has increased by 3% or $19,828. Funding of $618,968 is recommended for fixed assets; additional details on the proposed equipment and projects are available in the Capital Expenditure

ADDITIONAL FUNDING REQUESTS

Information Technology has submitted no additional funding requests.

PERSONNEL

There are no personnel changes.

ACCOMPLISHMENTS & GOALS

- Provided community-appropriate levels of service with the replacement of the Sheriff's Computer Aided Dispatch System. The new software application allows for more efficient public safety services and state of the art technology.
- Built inter-jurisdictional and regional cooperation with the replacement of the Sheriff's Records Information Management System. The new software application is more efficient and allows for collaboration with other local law enforcement agencies.
- Provided for and maintained infrastructure with the replacement of the County IT core firewall for increased security and efficient network traffic flow.
- Managed resources to ensure sustainability of services with the implementation of Legistar agenda item routing workflow to improve efficiency of the agenda creation process for the Board of Supervisors meetings, allowing for paperless routing using customizable workflow, agenda items can easily be submitted by departments and tracked throughout the approval process finalized agendas, meetings, and action summaries are provided to the public; including live captions as the meetings are being streamed.
- Provided for and maintained infrastructure with an additional off-site replication and virtualization of core software applications for business continuity of government.
- Fostered transparent, accessible, welcoming and user friendly services with the implementation of Audio Eye, a website accessibility tool that finds and remediates accessibility barriers via automatic and manual testing, and offers accessibility tools for customizing the website to users' needs.
- Provided for and maintained infrastructure with the standardization of Microsoft Office 365 across all county departments.
- Manage resources to ensure sustainability of services with the Implementation of an IT security framework, including security Training (KnowBe4), IT Security Policy development, and risks mitigation.
- Provide for and maintain infrastructure with an upgrade to the county-wide enterprise finance system (One Solution) to the latest version with additional capabilities to meet business needs.
- Foster transparent, accessible, welcoming and user friendly services with the replacement of the Elections voting machines system and enhance cybersecurity.
- Manage resources to ensure sustainability of services with an upgrade to the IT case management system to enhance software image capabilities and tracking of county wide phones and computers.
- Provide for and maintain infrastructure with multiple facility related relocations and system upgrades.
- Provide for and maintain infrastructure with an upgraded justice interfaces for a new Court case management system.
- Foster transparent, accessible, welcoming, and user-friendly services with a website redesign to modernize the look and feel of the site and centralize accessibility, and restructure and reorganize pages/ menus to make information easier for user to find. Modernizing the site will encourage users to take greater advantage of CivicPlus' features, allowing the county to provide improved online services and communication with constituents.
- Protect vulnerable populations and provide for and maintain infrastructure by ensuring the Correctional Facility installs a new, properly functioning security system.

PURCHASING & DISPOSITION TEAM (3555-115)

PROGRAM DISCUSSION BY BUDGET UNIT

The Purchasing & Disposition Team provides departments with knowledge and expertise of purchase methods in conformance with the Board adopted Purchasing Policy, in addition to purchasing goods and equipment, processing contracts and leases, and administering county-wide programs for electronic purchasing software, on-line travel and Cal Card. Purchasing is committed to meeting the public's expectations to obtain the maximum value for every dollar spent and to provide reliable service

The Purchasing & Disposition Team oversees the paperless, electronic purchasing system. As a county resource, Purchasing provides guidance and support to internal customers enabling them to make appropriate, transparent procurement decisions.

Purchasing's HumNet intranet page furnishes current policies, procedures, forms and information for departments. Purchasing provides mail service, which includes mail sorting and United Postal Service (UPS) shipping, training on purchasing practices, contract management and vendor management. In addition, Purchasing administers the county travel and Cal Card programs. Purchasing promotes the county's reputation of courtesy, fairness, impartiality, integrity, service, and progressiveness with vendors.

This program supports the Board of Supervisors' Strategic Framework by providing for and maintaining infrastructure, managing our resources to ensure sustainability of services, and investing in County employees.

ACCOMPLISHMENTS & GOALS

ACCOMPLISHMENTS

- Invested in county employees through regularly hosted trainings for the electronic purchasing system for new and veteran employees. Purchasing also hosted trainings for the Cal Card program. Trainings encourage and enable employees to gain knowledge and professional growth.
- Managed resources to ensure sustainability of services by implementing an electronic purchasing program which resulted in the reduction of central service purchasing charges and a county-wide 20 percent reduction of the utilization and cost of copy paper.
- Provided for and maintained the infrastructure of the county's purchasing system through an improved vendor vetting process that is efficient and effective in establishing new vendors and ensuring timely processing of payments.
- Fostered transparent, accessible, welcoming and user friendly services by helping to redesigned the county intranet, also known as HumNet, to allow for ease of access to current purchasing practices, forms and policies.

GOALS

- Provide for and maintain infrastructure by exploring and investing in vendor efficiencies and enhancement of the county's financial software.
- Invest in county employees by adding Travel Program training.
- Provide community-appropriate levels of service by expanding the Cal Card Program to include emergency specific cards for first responders and administration.
- Manage resources to ensure sustainability of services by updating the Purchasing Policy in FY 2019-20, ensuring the most current and relevant practices to county operations are implemented.
- Foster user friendly services Purchasing will work with the Auditor-Controller to bring more vendors into the Electronic Funds Transfer (EFT) payment program, allowing for prompt and efficient processing of vendor payments.

FY 2019-20 PROPOSED BUDGET TABLE — PURCHASING & DISPOSITION TEAM 3555-115

	2016-17 Actual	2017-18 Actual	2018-19 Adjusted	2019-20 Requested	2019-20 Proposed	Increase (Decrease)
Revenues						
Charges for Current Services	287,661	301,897	284,614	292,797	292,797	8,183
Other Revenues	33,030	40,999	28,389	28,000	28,000	(389)
Total Revenues	**320,691**	**342,896**	**313,003**	**320,797**	**320,797**	**7,794**
Expenditures						
Salaries & Employee Benefits	248,219	253,195	304,695	300,260	300,260	(4,435)
Services and Supplies	58,733	32,709	38,856	72,844	72,844	33,988
Other Charges	42,503	36,132	35,038	39,829	39,829	4,791
Fixed Assets	(1,479)	0	0	0	0	0
Special Items	(737)	0	0	0	0	0
Total Expenditures	**347,239**	**322,036**	**378,589**	**412,933**	**412,933**	**34,344**
Other Financing Sources (Uses)						
Other Financing Sources	0	0	0	92,136	92,136	92,136
Total Other Financing Sources (Uses)	**0**	**0**	**0**	**92,136**	**92,136**	**92,136**
Net Revenues (Expenditures)	**(26,548)**	**20,860**	**(65,586)**	**0**	**0**	**65,586**
Additional Funding Support						
3555 Central Services ISF	26,548	(20,860)	(65,586)	0	0	65,586
Total Additional Funding Support	**26,548**	**(20,860)**	**(65,586)**	**0**	**0**	**65,586**
Staffing Positions						
Allocated Positions	4.00	4.00	4.00	4.00	4.00	0.00

SIGNIFICANT CHANGES

- The proposed revenue budget for the Other Financing Sources category has increased by 100% or $92,136 due to an increased use of fund balance to allow for improvements to the county's financial system. In addition, due to changes in local accounting practices the use of fund balance is now reflected as "Other Financing Sources (Uses)". The actual use of fund balance has increased by 40% or $26,550.
- The proposed expenditure budget for the Services & Supplies category has increased by 87% or $33,988 due to an investment in ONESolution financial software to further develop finance infrastructure. Fund balance is designated to offset this expenditure.

ADDITIONAL FUNDING REQUESTS

Purchasing has submitted no additional funding requests.

PERSONNEL

There are no changes to personnel.



COUNTY COUNSEL

DEPARTMENTAL SUMMARY

DEPARTMENT HEAD
Jeffrey S. Blanck, County Counsel

The Office of the County Counsel is committed to providing the highest quality representation and advice to assist the county, its Board of Supervisors and other county officials in achieving their programmatic and strategic goals, while promoting excellence, civility and integrity in the delivery of government services.

BUDGET TOTALS		FY 2019-20
Expenditures + Other Funding Uses	$	2,783,192
Revenues + Other Funding Sources	$	1,099,549
General Fund Contribution	$	1,683,643
Personnel		15.00
% General Fund Contribution		60%

PROGRAM DISCUSSION BY BUDGET UNIT

The Office of the County Counsel provides legal advice and litigation representation to the Board of Supervisors, departments, agencies, boards, and commissions. Attorneys represent Child Welfare Services in all phases of juvenile dependency cases, as well as the Public Guardian in conservatorship court proceedings. By fee contract, the County Counsel's office provides legal services to special districts, First 5 program for children's welfare, and North Coast Emergency Medical Services. Support staff within the office maintain the County Code online and provide litigation support services to the Public Guardian's Office and to Child Welfare Services.

County Counsel attorneys work with their clients to provide accurate and timely legal advice that encourages policy innovation while protecting county resources.

This program contains the following budget unit:

1100 121 County Counsel

This program supports the Board of Supervisors' Strategic Framework by enforcing laws and regulations to protect residents, investing in county employees, and protecting vulnerable populations.



FY 2019-20 PROPOSED BUDGET TABLE — COUNTY COUNSEL BUDGET 1100-121

	2016-17 Actual	2017-18 Actual	2018-19 Adjusted	2019-20 Requested	2019-20 Proposed	Increase (Decrease)
Revenues						
Charges for Current Services	217,704	57,622	47,000	47,000	47,000	0
Other Revenues	0	452	0	0	0	0
Total Revenues	**217,704**	**58,074**	**47,000**	**47,000**	**47,000**	**0**
Expenditures						
Salaries & Employee Benefits	2,279,380	2,386,154	2,417,755	2,601,248	2,571,931	154,176
Services and Supplies	179,608	167,892	165,329	145,396	145,396	(19,933)
Other Charges	44,960	47,426	62,856	65,865	65,865	3,009
Special Items	(1,115,280)	(963,044)	(1,045,549)	0	0	1,045,549
Total Expenditures	**1,388,668**	**1,638,428**	**1,600,391**	**2,812,509**	**2,783,192**	**1,182,801**
Other Financing Sources (Uses)						
Other Financing Sources	0	0	0	1,052,549	1,052,549	1,052,549
General Fund Contribution	0	0	0	1,712,960	1,683,643	1,683,643
Total Other Financing Sources (Uses)	**0**	**0**	**0**	**2,765,509**	**2,736,192**	**2,736,192**
Net Revenues (Expenditures)	**(1,170,964)**	**(1,580,354)**	**(1,553,391)**	**0**	**0**	**1,553,391**
Additional Funding Support						
1100 General Fund	1,170,964	1,580,354	1,553,391	0	0	(1,553,391)
Total Additional Funding Support	**1,170,964**	**1,580,354**	**1,553,391**	**0**	**0**	**(1,553,391)**
Staffing Positions						
Allocated Positions	21.50	19.00	19.00	15.00	15.00	(4.00)

SIGNIFICANT CHANGES

- The proposed revenue budget for the Other Financing Sources category has increased by 100% or $2,736,192 due to changes in local accounting practices. Contributions from the General Fund and charges for services are now reflected as "Other Financing Sources (Uses)." The General Fund contribution has increased by 10% or $159,569 due to negotiated salary & benefits and offering counsel hired in FY 2018-19 advance steps in order to hire and retain qualified counsel.
- The proposed expenditure budget for the Salaries & Employee Benefits category has increased by 6% or $154,176 due to negotiated salary and benefit increases. In addition, in order to hire the most qualified candidates, some employees were hired at a higher step to reflect experience.
- The proposed expenditure budget for the Services & Supplies category decreased by 12% or $19,933 due to a reduction in travel expense for staff transferred to Code Enforcement and other reductions required to absorb increases in salary and expenditures.
- The proposed expenditure budget for the Special Items category has decreased by 100% or $1,045,549 due to changes in local accounting practices. Charges for services budgeted as "Special Items" now appear as "Other Financing Sources."

ADDITIONAL FUNDING REQUESTS

County Counsel has submitted the following additional funding request: $29,317 for additional extra help expense to retain a retired annuitant for 10 hours per week who has extensive experience working with various departments such as Public Works, Real Property, Aviation, Land Use and has worked on various litigation matters.

This additional funding request is not recommended at this time. While this request has merit it did not meet a priority level that allowed for it to be funded based on available financial resources.

PERSONNEL

A decrease of 4.0 FTE is proposed. The decrease is due to positions that have historically been held vacant and unfunded, as well as eliminating other frozen/unfunded positions.

Deallocate

1.0 Legal Secretary I/II (M&C)

1.0 Senior Legal Secretary (M&C) (Frozen)

1.0 Investigator (M&C) (Frozen)

1.0 Deputy County Counsel I/II/III/IV (Frozen)

FISCAL YEAR 2019-20

TOTAL REVENUES

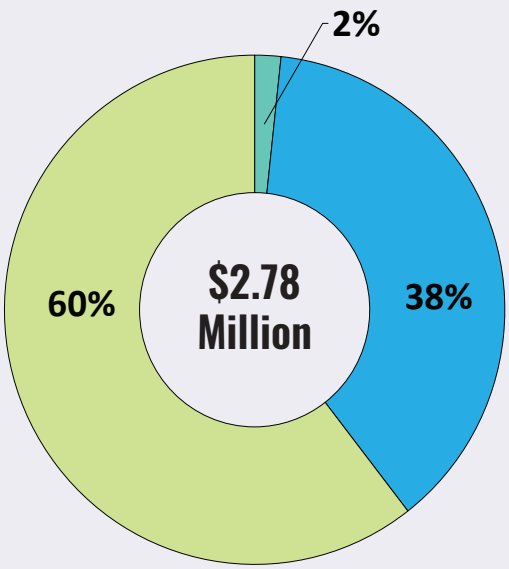

TOTAL EXPENDITURES

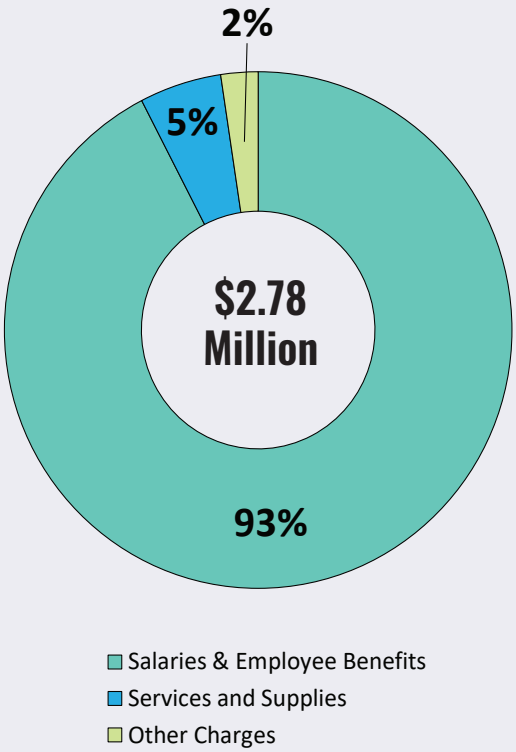

BY PROGRAM AREA

PERMANENT POSITIONS



EXPENDITURES

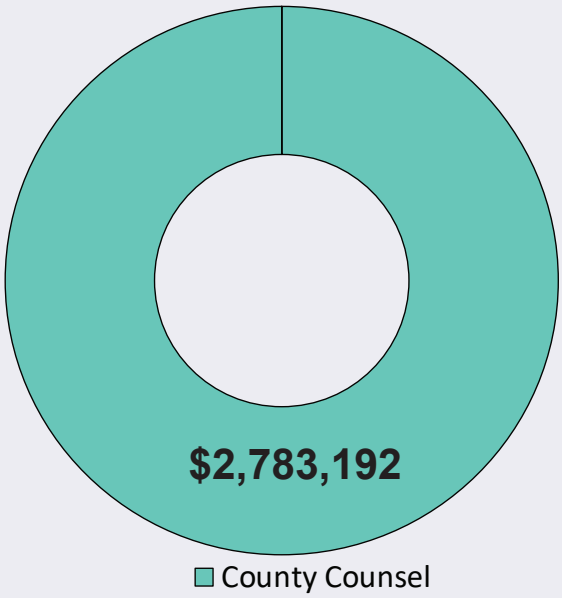

ACCOMPLISHMENTS & GOALS

- Managed resources to ensure sustainability by providing legal support and assistance for the county's cannabis program, including providing guidance related to the county's cannabis cultivation ordinance, commercial marijuana- cultivation tax ordinance, and the development of a cannabis equity program.
- Sought outside funding sources to benefit Humboldt County needs through the drafting and legal guidance on Measure O, the renewal of Measure Z the local half-cent sales tax.
- Protected vulnerable populates by coordinating ongoing litigation related to the opioid crisis.
- Provided community-appropriate levels of services with support and guidance for the Joint Jurisdiction Family Wellness Court.
- Enforced laws and regulations through support and assistance for the Assessment Appeals Board in the adoption of new rules of procedure.
- Invested in county employees by providing ongoing training to employees and commissions on the Brown Act, Public Records Act and monthly Child Welfare Services trainings.
- Protected vulnerable populations by representing Child Welfare Services before the Juvenile Court in 613 cases.
- Protected vulnerable populations by representing the Public Guardian before the Probate Court in 308 cases.
- Fostered transparent, accessible, welcoming and user friendly services by contracting with Code Publishing to assist with maintaining the County Code online.
- Enforce laws and regulations by providing timely review, advice and drafting of county agreements, policies, and legislation.
- Manage resources to ensure sustainability by advising on, developing, and modifying county cannabis programs pursuant to board direction.
- Protect vulnerable populations by coordinating with Public Works and Juvenile Probation to facilitate the actions required for timely completion of the new Juvenile Hall.
- Enforce laws and regulations by providing legal support and assistance for the stages of construction of the Humboldt County Corrections Re-Entry Resources Center Project.
- Protect vulnerable populations by continuing to provide legal support to Child Welfare Services and the Public Guardian.
- Invest in county employees by continuing to provide expanded internal training for county employees and commissions.



HUMAN RESOURCES

DEPARTMENTAL SUMMARY

DEPARTMENT HEAD
Lisa DeMatteo, Human Resources Director

The Human Resources (HR) Department is divided into two primary functions for budget purposes: Human Resources Services and Risk Management Services. The human resource services functions performed are mandated by federal and state laws, Merit System rules, memorandum of understanding (MOU), compensation and benefit plans and other policies as approved by the Board of Supervisors.

BUDGET TOTALS		FY 2019-20
Expenditures + Other Funding Uses	$	31,424,484
Revenues + Other Funding Sources	$	29,922,803
General Fund Contribution	$	1,501,681
Personnel		16.0
% General Fund Contribution		5%

BUDGET UNITS

The Human Resources Department is comprised of the following budget units:

<u>Human Resource Services</u>

- 1100 130 Personnel Services

<u>Risk Management Services</u>

- 3520 359 Risk Management Services
- 3522 352 Employee Benefits
- 3523 353 Workers Compensation
- 3524 354 Liability
- 3525 355 Medical Plan
- 3526 356 Dental Plan
- 3527 357 Unemployment
- 3528 358 Purchased Insurance Premium

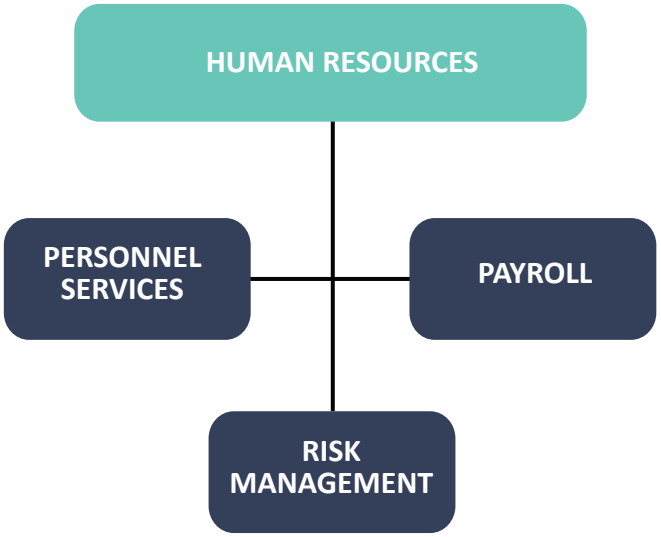

FY 2019-20 PROPOSED DEPARTMENTAL SUMMARY BUDGET TABLE

	2016-17 Actual	2017-18 Actual	2018-19 Adjusted	2019-20 Requested	2019-20 Proposed	Increase (Decrease)
Revenues						
Operating Revenue & Contribution	32,319,509	31,226,379	32,503,348	28,974,213	28,974,213	(3,529,135)
Use of Money and Property	97,401	112,190	0	0	0	0
Charges for Current Services	654,107	748,920	740,320	946,590	946,590	206,270
Other Revenues	282,772	11,825	0	2,000	2,000	2,000
Total Revenues	**33,353,789**	**32,099,314**	**33,243,668**	**29,922,803**	**29,922,803**	**(3,320,865)**
Expenditures						
Salaries & Employee Benefits	1,213,999	1,110,513	1,601,730	1,827,159	1,827,159	225,429
Services and Supplies	148,381	232,490	757,502	333,005	333,005	(424,497)
Other Charges	277,310	(148,094)	141,241	119,133	119,133	(22,108)
Purchased Insurance Premiums	658,778	646,729	732,900	913,078	913,078	180,178
Self-Insurance Expenses	30,377,274	31,327,489	32,400,782	28,232,109	28,232,109	(4,168,673)
Fixed Assets	0	0	13,100	0	0	(13,100)
Total Expenditures	**32,675,742**	**33,169,127**	**35,647,255**	**31,424,484**	**31,424,484**	**(4,222,771)**
Other Financing Sources (Uses)						
Other Financing Sources	0	0	85,000	0	0	(85,000)
General Fund Contribution	0	0	0	1,501,681	1,501,681	1,501,681
Total Other Financing Sources (Uses)	**0**	**0**	**85,000**	**1,501,681**	**1,501,681**	**1,416,681**
Net Revenues (Expenditures)	**678,047**	**(1,069,813)**	**(2,318,587)**	**0**	**0**	**2,318,587**
Additional Funding Support						
1100 General Fund	757,361	793,577	1,778,837	0	0	(1,778,837)
3520 IGS-County Insurance	(7,759)	(194,356)	18,750	0	0	(18,750)
3522 Employee Benefits Fund	18,843	(17,474)	0	0	0	0
3523 Workers Compensation	(334,056)	407,431	500,000	0	0	(500,000)
3524 Liability Insurance	(728,859)	482,763	0	0	0	0
3525 Medical Plan	(323,070)	(233,561)	0	0	0	0
3526 Dental Plan	(133,137)	(22,811)	0	0	0	0
3527 Unemployment Insurance	(276,117)	(65,349)	0	0	0	0
3528 Purchased Insurance Premiums	348,747	(80,407)	21,000	0	0	(21,000)
Total Additional Funding Support	**(678,047)**	**1,069,813**	**2,318,587**	**0**	**0**	**(2,318,587)**
Staffing Positions						
Allocated Positions	10.00	11.00	16.00	16.00	16.00	0.00



FISCAL YEAR 2019-20

TOTAL REVENUES

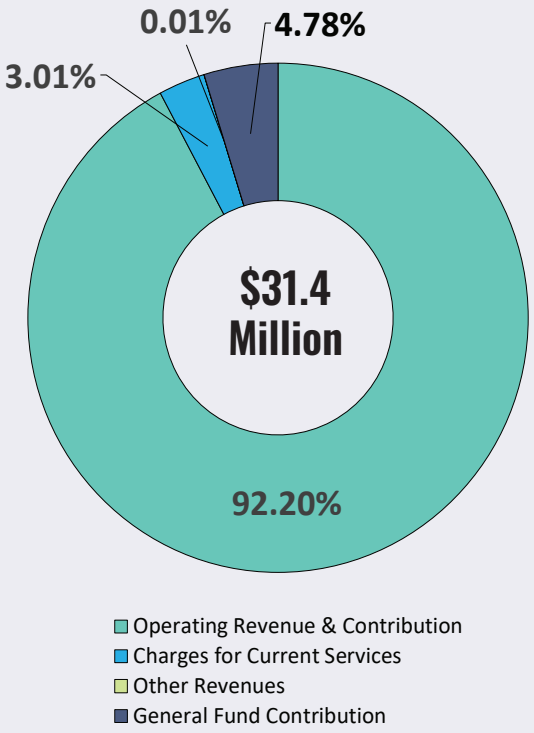

TOTAL EXPENDITURES

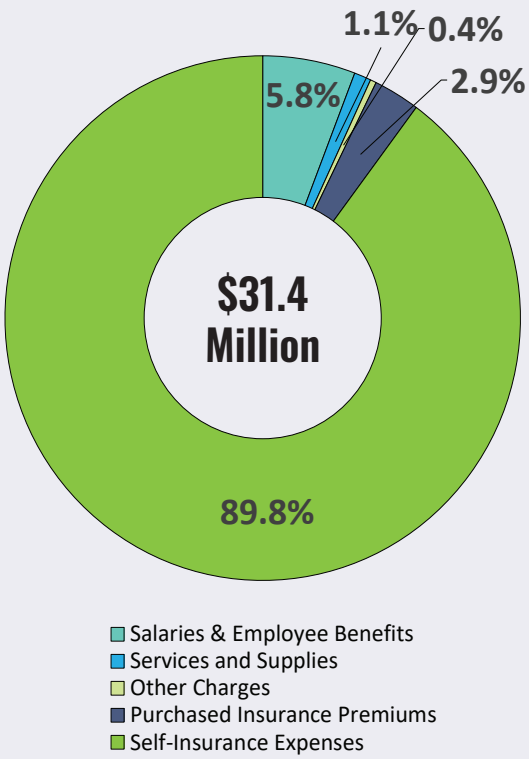

BY PROGRAM AREA

PERMANENT POSITIONS



EXPENDITURES

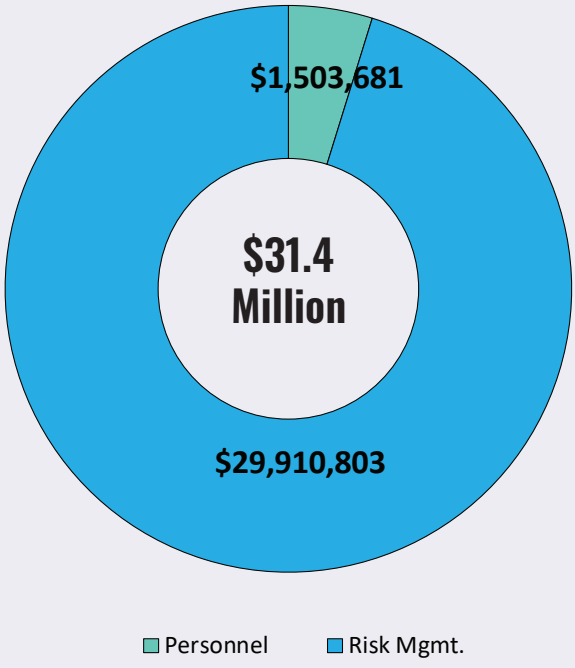

PERSONNEL SERVICES (1100-130)

PROGRAM DISCUSSION BY BUDGET UNIT

As administrators of the county's centralized human resources system, the department provides services that include: county-wide compliance with legal and regulatory requirements, employee and leadership development, recruitment & selection processes, processing payroll and related reports and records, performance management, administration of personnel transactions, coordination of equal employment opportunity, administration of the deferred compensation programs, employer-employee relations, labor relations and negotiations, compliance with the Americans with Disabilities Act employment section, and maintenance of employee medical leaves and other employment actions. In addition, the department coordinates the grievance and appeals process for all county departments.

HR provides services throughout the county, including support to 2,380 funded FTE positions as reported in the Board adopted FY 2018-19 budget. HR also serves the citizens of Humboldt County, whether it is those seeking employment, or those referring prospective employees.

This program contains the following budget unit:

1100 130 Personnel Services

This program supports the Board of Supervisors' Strategic Framework by providing for and maintaining infrastructure, managing resources to ensure sustainability of services, investing in county employees, fostering transparent, accessible, welcoming and user-friendly services, facilitating public/private partnerships to solve problems, and building interjurisdictional and regional cooperation.



FY 2019-20 PROPOSED BUDGET TABLE — PERSONNEL SERVICES 1100-130

	2016-17 Actual	2017-18 Actual	2018-19 Adjusted	2019-20 Requested	2019-20 Proposed	Increase (Decrease)
Revenues						
Other Revenues	2,000	2,000	0	2,000	2,000	2,000
Total Revenues	**2,000**	**2,000**	**0**	**2,000**	**2,000**	**2,000**
Expenditures						
Salaries & Employee Benefits	678,505	592,998	1,069,741	1,213,132	1,213,132	143,391
Services and Supplies	65,445	185,875	672,913	263,410	263,410	(409,503)
Other Charges	15,411	16,704	23,083	27,139	27,139	4,056
Fixed Assets	0	0	13,100	0	0	(13,100)
Total Expenditures	**759,361**	**795,577**	**1,778,837**	**1,503,681**	**1,503,681**	**(275,156)**
Other Financing Sources (Uses)						
General Fund Contribution	0	0	0	1,501,681	1,501,681	1,501,681
Total Other Financing Sources (Uses)	**0**	**0**	**0**	**1,501,681**	**1,501,681**	**1,501,681**
Net Revenues (Expenditures)	**(757,361)**	**(793,577)**	**(1,778,837)**	**0**	**0**	**1,778,837**
Additional Funding Support						
1100 General Fund	757,361	793,577	1,778,837	0	0	(1,778,837)
Total Additional Funding Support	**757,361**	**793,577**	**1,778,837**	**0**	**0**	**(1,778,837)**
Staffing Positions						
Allocated Positions	6.00	5.00	10.00	10.00	10.00	0.00

SIGNIFICANT CHANGES

- The proposed General Fund Contribution has increased by 100% or $1,501,681 due to changes in local accounting practices. Contributions from the General Fund are now reflected as "Other Financing Sources (Uses)". The proposed General Fund contribution has actually decreased by 16% or $277,156 due to one-time allocations approved in FY 2018-19.
- The proposed expenditure budget for the Salaries & Employee Benefits category has increased by 13% or $143,391 due to negotiated salary and benefit increases, and appropriating a full year of salaries for the Payroll division that recently transfered to HR from the Auditor-Controller.
- The proposed expenditure budget for the Services and Supplies category has decreased by 61% or $409,503 due to a one-time allocation of $550,000 in FY 2018-19 for a county-wide Class and Compensation study. However, it is anticipated that $200,000 will be carried forward into FY 2019-20 to complete this comprehensive study. In addition, a one-time allocation of $31,000 was allocated in FY 2018-19 for the move of Payroll and additional staff development needs.
- The proposed expenditure budget for Other Charges has increased by 5% or $4,056 due to increased cost allocation charges.
- The proposed expenditure budget for Fixed Assets has decreased by 100% or $13,100 due to a one-time allocation in FY 2018-19 to accommodate for furniture and fixtures needed to move Payroll to HR.

ADDITIONAL FUNDING REQUESTS

Personnel Services has submitted no additional funding requests.

PERSONNEL

There are no personnel changes.

ACCOMPLISHMENTS

- Invested in county employees by building a team of certified Human Resources professionals through support of learning and professional growth opportunities.
- Fostered transparent, accessible, welcoming and user-friendly services with the transition of payroll functions to the Human Resources department with a transition team who evaluated the functions and responsibilities of the payroll department staff, the current staffing matrix versus transitional staffing needs, logistics and employee location options, and current technology utilization versus capabilities.
- Facilitated partnerships to solve problems with the implementation of Enhanced Service - Liaison Services who provide departments with a direct point of contact, allowing for improved customer service capabilities and relationship development.
- Invested in county employees with the centralization of administration, including all leave programs and ADA administration related to employment through improved educational materials and standard operating procedures.
- Facilitated public/private partnerships to solve problems with the implementation of the Human Resources Consultative Group (HRCG) to foster interdepartmental communication about human resources practices and processes.
- Facilitated partnerships to solve problems with the implementation of the Memorandum of Understanding/Compensation Plan Consultative Group by reviewing and analyzing employment labor contracts and compensation plans to prepare for future negotiation.
- Invested in county employees with a county-wide Classification and Compensation Study to be conducted by Koff & Associates to provide recommendations for updates to outdated job specifications and a fair and equitable compensation structure for all County of Humboldt job classifications.
- Fostered transparent, accessible, welcoming and user-friendly services with the Policies and Procedures Group/Committee (P&P's) tasked with creating and updating county-wide policies and procedures related to Human Resources.
- Invested in county employees with improved recruitment and selection processes, reducing the average life cycle of a recruitment from 180 days to 42 days.

GOALS

- Invest in county employees with leadership and employee development to foster a sense of community and continuous learning in the organization as well as demonstrate commitment to the ongoing growth and development of county employees.
- Provide for and maintain infrastructure with the elimination of redundant services through automation and the implementation of the ONBOARD, LEARN & PERFORM modules in NeoGov. These modules will provide for improved tracking of training and performance evaluations, as well as efficient onboarding.
- Manage resources to ensure sustainability of services with HRIS/Payroll process improvement to evaluate current system and processes with the goal of improving timeliness of processing, ensuring best practice in Fair Labor Standards Act (FLSA) and general payroll administration, eliminating duplicative or time-consuming processes, and leveraging system capabilities to provide greater employee and manager functionality and access to information.
- Invest in county employees with active recruitment and retention with a plan to educate the community on the benefits of working for the county and highlight career opportunities and community engagement.

RISK MANAGEMENT

PROGRAM DISCUSSION BY BUDGET UNIT

The Human Resource Department's Risk Management (RM) services treatment of the county's exposures to loss; safety and loss-control programs; administration of all employee benefit programs, both self-insured and premium-based; claims administration of the self-insured liability programs and supervising the county's third-party administrator for primary workers' compensation. RM provides, develops and monitors state and federal required training programs and skill level improvement workshops. RM also administers the county's property insurance by filing claims resulting in a property loss and recovering costs from the county's insurer.

RM services provide training workshops to county employees on safety, discrimination, ethics, state and federally required training, defensive driving, and disaster compliance with National Incident Management Systems and Standardized Emergency Management Systems. Consultations are provided to departments regarding safety and health issues, and assist in developing loss-prevention programs and policies. RM actively participates with the California State Association of Counties Excess Insurance Authority (CSAC-EIA) in Third Party Administrator contracts and insurance coverage renewals. This program contains the following budget units:



3520 359 Risk Management Administration: Contains staffing to administer the Risk Management programs. All costs associated with Risk Management budgets are cost allocated to appropriate county departments as an expense.

3522 352 Employee Benefits: Provides funding for vision, life insurance, the employee assistance program and insurance continuation mandated through the federal Consolidated Omnibus Budget Reconciliation Act of 1985 (COBRA).

3523 353 Workers' Compensation: Provides funding for workers' compensation premiums, administration and employee safety expenses.

3524 354 Liability: Provides funding for claims for damages and lawsuits filed against the county, and also funds any investigative costs or expenses associated with existing or potential litigation.

3525 355 Medical Plan: Provides funding for medical health plan costs and the County-wide flu shot event.

3526 356 Dental Plan: Provides funding for the county's self-insured dental expenses and administration.

3527 357 Unemployment: Provides funding for the self-insured unemployment claims and administration.

3528 358 Purchased Insurance Premiums: Provides funding to procure insurance coverage including property, medical malpractice, life, airport, crime bond and other special miscellaneous insurance policies.

This program supports the Board of Supervisors' Strategic Framework by creating opportunities for improved safety and health, managing resources to ensure sustainability of services, and investing in county employees.

ACCOMPLISHMENTS & GOALS

- Invested in county employees by conducting 339 in-person meetings and processing 161 other enrollments during the Open Enrollment period.
- Invested in county employees by participating in the organization and implementation of the county's 3rd annual All Hands Training day, in which over 1,280 mandatory and elective training opportunities were completed.
- Invest in county employees with the implementation of a new learning management system to improve compliance with state and federally mandated trainings, and to empower employees to pursue development opportunities on their own.
- Manage resources to ensure sustainability of service by implementing new online forms to improve and streamline enrollment processes.



FY 2019-20 PROPOSED BUDGET TABLE — RISK MANAGEMENT ADMINISTRATION 3520-359

	2016-17 Actual	2017-18 Actual	2018-19 Adjusted	2019-20 Requested	2019-20 Proposed	Increase (Decrease)
Revenues						
Operating Revenue & Contribution	745,988	581,915	715,986	775,616	775,616	59,630
Use of Money and Property	7,315	6,981	0	0	0	0
Charges for Current Services	564	0	0	0	0	0
Other Revenues	22,914	1,527	0	0	0	0
Total Revenues	**776,781**	**590,423**	**715,986**	**775,616**	**775,616**	**59,630**
Expenditures						
Salaries & Employee Benefits	535,494	517,515	531,989	614,027	614,027	82,038
Services and Supplies	82,936	46,615	84,589	69,595	69,595	(14,994)
Other Charges	150,592	(168,063)	118,158	91,994	91,994	(26,164)
Total Expenditures	**769,022**	**396,067**	**734,736**	**775,616**	**775,616**	**40,880**
Net Revenues (Expenditures)	**7,759**	**194,356**	**(18,750)**	**0**	**0**	**18,750**
Additional Funding Support						
3520 IGS - County Insurance	(7,759)	(194,356)	0	0	0	0
Total Additional Funding Support	**(7,759)**	**(194,356)**	**0**	**0**	**0**	**0**
Staffing Positions						
Allocated Positions	5.00	6.00	6.00	6.00	6.00	0.00

SIGNIFICANT CHANGES

- The proposed revenue budget for the Operating Revenue & Contribution category has increased by 8% or $59,630 due to offsetting revenue from department cost allocation charges for increased staffing expense due to negotiated salary and benefit increases.
- The proposed expenditure budget for the Salaries & Employee Benefits category has increased by 15% or $82,038 due to approved step increases and negotiated salary and benefit increases and an advance step increase approved by the Board in FY 2018-19.
- The proposed expenditure budget for the Services & Supplies category has decreased by 18% or $14,994 due to funds for the purchase and licensing of AdastraGov have been moved into the appropriated budget, Liability (3524-354) as this software provides enhanced employee negotiation tools.
- The proposed expenditure budget for the Other Charges category has decreased by 22% or $26,164 due to changes in cost allocation charges as approved by the State Controller.

ADDITIONAL FUNDING REQUESTS

Risk Management has submitted no additional funding requests.

PERSONNEL

There are no personnel changes.



FY 2019-20 PROPOSED BUDGET TABLE — EMPLOYEE BENEFITS 3522-352

	2016-17 Actual	2017-18 Actual	2018-19 Adjusted	2019-20 Requested	2019-20 Proposed	Increase (Decrease)
Revenues						
Operating Revenue & Contribution	398,867	426,483	444,181	455,550	455,550	11,369
Use of Money and Property	1,822	832	0	0	0	0
Other Revenues	150	78	0	0	0	0
Total Revenues	**400,839**	**427,393**	**444,181**	**455,550**	**455,550**	**11,369**
Expenditures						
Other Charges	1,312	97	0	0	0	0
Self-Insurance Expenses	418,370	409,822	444,181	455,550	455,550	11,369
Total Expenditures	**419,682**	**409,919**	**444,181**	**455,550**	**455,550**	**11,369**
Net Revenues (Expenditures)	**(18,843)**	**17,474**	**0**	**0**	**0**	**0**
Additional Funding Support						
3522 Employee Benefits Fund	18,843	(17,474)	0	0	0	0
Total Additional Funding Support	**18,843**	**(17,474)**	**0**	**0**	**0**	**0**
Staffing Positions						
Allocated Positions	0.00	0.00	0.00	0.00	0.00	0.00

SIGNIFICANT CHANGES

There are no significant changes.

PERSONNEL

There are no personnel changes.

ADDITIONAL FUNDING REQUESTS

Employee Benefits has submitted no additional funding requests.



FY 2019-20 PROPOSED BUDGET TABLE — WORKERS COMPENSATION 3523-353

	2016-17 Actual	2017-18 Actual	2018-19 Adjusted	2019-20 Requested	2019-20 Proposed	Increase (Decrease)
Revenues						
Operating Revenue & Contribution	5,433,188	5,185,930	5,210,026	5,266,904	5,266,904	56,878
Use of Money and Property	24,040	21,423	0	0	0	0
Other Revenues	256,207	7,805	0	0	0	0
Total Revenues	**5,713,435**	**5,215,158**	**5,210,026**	**5,266,904**	**5,266,904**	**56,878**
Expenditures						
Other Charges	20,281	2,252	0	0	0	0
Self-Insurance Expenses	5,359,098	5,620,337	5,710,026	5,266,904	5,266,904	(443,122)
Total Expenditures	**5,379,379**	**5,622,589**	**5,710,026**	**5,266,904**	**5,266,904**	**(443,122)**
Net Revenues (Expenditures)	**334,056**	**(407,431)**	**(500,000)**	**0**	**0**	**500,000**
Additional Funding Support						
3523 Workers Compensation	(334,056)	407,431	500,000	0	0	(500,000)
Total Additional Funding Support	**(334,056)**	**407,431**	**500,000**	**0**	**0**	**(500,000)**
Staffing Positions						
Allocated Positions	0.00	0.00	0.00	0.00	0.00	0.00

SIGNIFICANT CHANGES

- The proposed expenditure budget for the Self-Insurance Expense category has decreased by 8% or $443,122 due to no planned Worker's Compensation refund for FY 2019-20 as there has been in previous fiscal years.

PERSONNEL

There are no personnel changes.

ADDITIONAL FUNDING REQUESTS

Workers' Compensation has submitted no additional funding requests.



FY 2019-20 PROPOSED BUDGET TABLE — LIABILITY 3524-354

	2016-17 Actual	2017-18 Actual	2018-19 Adjusted	2019-20 Requested	2019-20 Proposed	Increase (Decrease)
Revenues						
Operating Revenue & Contribution	2,969,307	2,869,907	3,500,774	3,902,466	3,902,466	401,692
Use of Money and Property	37,941	42,141	0	0	0	0
Other Revenues	1,500	415	0	0	0	0
Total Revenues	**3,008,748**	**2,912,463**	**3,500,774**	**3,902,466**	**3,902,466**	**401,692**
Expenditures						
Other Charges	10,164	379	0	0	0	0
Self-Insurance Expenses	2,269,725	3,394,847	3,500,774	3,902,466	3,902,466	401,692
Total Expenditures	**2,279,889**	**3,395,226**	**3,500,774**	**3,902,466**	**3,902,466**	**401,692**
Net Revenues (Expenditures)	**728,859**	**(482,763)**	**0**	**0**	**0**	**0**
Additional Funding Support						
3524 Liability Insurance	(728,859)	482,763	0	0	0	0
Total Additional Funding Support	**(728,859)**	**482,763**	**0**	**0**	**0**	**0**
Staffing Positions						
Allocated Positions	0.00	0.00	0.00	0.00	0.00	0.00

SIGNIFICANT CHANGES

- The proposed revenue budget for the Operating Revenue & Contribution category has increased by 11% or $401,692 due to an increase in revenues for allocated costs necessary to offset increases in excess coverage rates as set by California State Association of Counties Excess Insurance Authority (CSAC EIA).

PERSONNEL

There are no personnel changes.

ADDITIONAL FUNDING REQUESTS

Liability Insurance has submitted no additional funding requests.



FY 2019-20 PROPOSED BUDGET TABLE — MEDICAL PLAN 3525-355

	2016-17 Actual	2017-18 Actual	2018-19 Adjusted	2019-20 Requested	2019-20 Proposed	Increase (Decrease)
Revenues						
Operating Revenue & Contribution	20,735,578	20,462,432	20,919,748	16,762,368	16,762,368	(4,157,380)
Use of Money and Property	3,297	13,228	0	0	0	0
Other Revenues	1	0	0	0	0	0
Total Revenues	**20,738,876**	**20,475,660**	**20,919,748**	**16,762,368**	**16,762,368**	**(4,157,380)**
Expenditures						
Other Charges	71,072	0	0	0	0	0
Self-Insurance Expenses	20,344,734	20,242,099	20,919,748	16,762,368	16,762,368	(4,157,380)
Total Expenditures	**20,415,806**	**20,242,099**	**20,919,748**	**16,762,368**	**16,762,368**	**(4,157,380)**
Net Revenues (Expenditures)	**323,070**	**233,561**	**0**	**0**	**0**	**0**
Additional Funding Support						
3525 Medical Plan	(323,070)	(233,561)	0	0	0	0
Total Additional Funding Support	**(323,070)**	**(233,561)**	**0**	**0**	**0**	**0**
Staffing Positions						
Allocated Positions	0.00	0.00	0.00	0.00	0.00	0.00

SIGNIFICANT CHANGES

- The proposed revenue budget for the Operating Revenue & Contribution category has decreased by 20% or $4,157,380 due to rate changes by CalPERS to the costs of the health insurance plans which resulted in many employees switching to significantly lower-cost health plans for the 2019 calendar year. The cost of insurance is reimbursed by departments and employees.
- The proposed expenditure budget for the Self-Insurance Expenses category has decreased by 20% or $4,157,380 due to rate changes by CalPERS to the costs of the health insurance plans which resulted in many employees switching to significantly lower-cost health plans for the 2019 calendar year.



ADDITIONAL FUNDING REQUESTS

Medical Plan has submitted no additional funding requests.

PERSONNEL

There are no personnel changes.

FY 2019-20 PROPOSED BUDGET TABLE — DENTAL PLAN 3526-356

	2016-17 Actual	2017-18 Actual	2018-19 Adjusted	2019-20 Requested	2019-20 Proposed	Increase (Decrease)
Revenues						
Charges for Current Services	1,627,605	1,496,813	1,496,929	1,504,286	1,504,286	7,357
Other Revenues	8,342	10,944	0	0	0	0
Total Revenues	**1,635,947**	**1,507,757**	**1,496,929**	**1,504,286**	**1,504,286**	**7,357**
Expenditures						
Salaries & Employee Benefits	4,321	0	0	0	0	0
Other Charges	1,498,489	1,484,946	1,496,929	1,504,286	1,504,286	7,357
Total Expenditures	**1,502,810**	**1,484,946**	**1,496,929**	**1,504,286**	**1,504,286**	**7,357**
Net Revenues (Expenditures)	**133,137**	**22,811**	**0**	**0**	**0**	**0**
Additional Funding Support						
3526 Dental Plan	(133,137)	(22,811)	0	0	0	0
Total Additional Funding Support	**(133,137)**	**(22,811)**	**0**	**0**	**0**	**0**
Staffing Positions						
Allocated Positions	0.00	0.00	0.00	0.00	0.00	0.00

SIGNIFICANT CHANGES

There are no significant changes.

PERSONNEL

There are no personnel changes.

ADDITIONAL FUNDING REQUESTS

Dental Plan has submitted no additional funding requests.



FY 2019-20 PROPOSED BUDGET TABLE — UNEMPLOYMENT 3527-357

	2016-17 Actual	2017-18 Actual	2018-19 Adjusted	2019-20 Requested	2019-20 Proposed	Increase (Decrease)
Revenues						
Operating Revenue & Contribution	401,105	215,411	208,829	300,423	300,423	91,594
Use of Money and Property	10,466	14,834	0	0	0	0
Total Revenues	**411,571**	**230,245**	**208,829**	**300,423**	**300,423**	**91,594**
Expenditures						
Other Charges	1,062	0	0	0	0	0
Self-Insurance Expenses	134,392	164,896	293,829	300,423	300,423	6,594
Total Expenditures	**135,454**	**164,896**	**293,829**	**300,423**	**300,423**	**6,594**
Other Financing Sources (Uses)						
Other Financing Sources	0	0	85,000	0	0	(85,000)
Total Other Financing Sources (Uses)	**0**	**0**	**85,000**	**0**	**0**	**(85,000)**
Net Revenues (Expenditures)	**276,117**	**65,349**	**0**	**0**	**0**	**0**
Additional Funding Support						
3527 Unemployment Insurance	(276,117)	(65,349)	0	0	0	0
Total Additional Funding Support	**(276,117)**	**(65,349)**	**0**	**0**	**0**	**0**
Staffing Positions						
Allocated Positions	0.00	0.00	0.00	0.00	0.00	0.00

SIGNIFICANT CHANGES

- The proposed revenue budget for the Operating Revenue & Contribution category has increased by 44% or $91,594 due to an increase in claims which are cost allocated to departments.
- The proposed revenue budget for the Other Financing Sources category has decreased by 100% or $85,000 as there was not a need to utilize fund balance in FY 2019-20.

ADDITIONAL FUNDING REQUESTS

Unemployment Insurance has submitted no additional funding requests.

PERSONNEL

There are no personnel changes.



FY 2019-20 PROPOSED BUDGET TABLE — PURCHASED INSURANCE PREMIUMS 3528-358

	2016-17 Actual	2017-18 Actual	2018-19 Adjusted	2019-20 Requested	2019-20 Proposed	Increase (Decrease)
Revenues						
Operating Revenue & Contribution	7,871	(12,512)	6,875	6,600	6,600	(275)
Charges for Current Services	4,178	1,807	0	0	0	0
Other Revenues	653,543	748,920	740,320	946,590	946,590	206,270
Total Revenues	**665,592**	**738,215**	**747,195**	**953,190**	**953,190**	**205,995**
Expenditures						
Salaries & Employee Benefits	3,095	537	0	0	0	0
Services and Supplies	658,778	646,729	732,900	913,078	913,078	180,178
Other Charges	352,466	10,542	35,295	40,112	40,112	4,817
Total Expenditures	**1,014,339**	**657,808**	**768,195**	**953,190**	**953,190**	**184,995**
Net Revenues (Expenditures)	**(348,747)**	**80,407**	**(21,000)**	**0**	**0**	**21,000**
Additional Funding Support						
3528 Purchased Insurance Premiums	348,747	(80,407)	21,000	0	0	(21,000)
Total Additional Funding Support	**348,747**	**(80,407)**	**21,000**	**0**	**0**	**(21,000)**
Staffing Positions						
Allocated Positions	0.00	0.00	0.00	0.00	0.00	0.00

SIGNIFICANT CHANGES

- The proposed revenue budget for the Other Governmental Agencies category has increased by 28% or $206,270 primarily due to an increase in revenues for allocated costs necessary to offset increases in purchased insurance premium rates for Medical Malpractice Insurance and Property Insurance as set by California State Association of Counties Excess Insurance Authority (CSAC EIA).
- The proposed expenditure budget for the Purchased Insurance Premiums category has increased by 25% or $180,178 due to an increase in purchased insurance premium rates for Medical Malpractice Insurance and Property Insurance rates as set by California State Association of Counties Excess Insurance Authority (CSAC EIA).

ADDITIONAL FUNDING REQUESTS

Purchased Insurance Premiums has submitted no additional funding requests.

PERSONNEL

There are no personnel changes.



MEASURE Z

DEPARTMENT HEAD
Amy S. Nilsen, County Administrative Officer

This section is a comprehensive collection of all Measure Z revenue and expenditures to ensure a high level of transparency.

BUDGET TOTALS		FY 2019-20
Expenditures + Other Funding Uses	$	10,928,563
Revenues + Other Funding Sources	$	0
General Fund Contribution	$	10,928,563
Personnel		68.00
% General Fund Contribution		100%

PROGRAM DISCUSSION BY BUDGET UNIT

The purpose of the Measure Z budget units is to manage the Measure Z allocations that were approved by the Board of Supervisors. In November 2018, Humboldt County voters passed Measure O with a voter approval of nearly 74%. This measure renews Measure Z, the local half-cent sales tax originally passed by voters in 2014. Measure Z was the original ordinance that imposed the tax, and Measure O simply stated that it will remain in effect until ended by voters. As such, the tax will continue to be referred to as Measure Z. This budget provides one concise location for Measure Z funding allocated to Public Works in order to ensure the utmost level of transparency.

This program contains the following budget units:

- 1100 889 General Purpose Revenue Measure Z
- 1100 197 Measure Z - Other

See individual budget units for additional details on the below:

- 1100 292 Public Defender Measure Z (2 FTEs)
- 1100 293 DHHS Measure Z (8 FTEs)
- 1100 295 District Attorney Measure Z (12 FTEs)
- 1100 296 Probation Measure Z (6 FTEs)
- 1100 297 Sheriff Measure Z (40 FTEs)
- 1100 298 Public Works Measure Z

This program supports the Board's strategic framework by enforcing laws and regulations to protect residents, providing for and maintaining infrastructure, creating opportunities for improved safety and health, protecting vulnerable populations, providing community-appropriate levels of service, supporting self-reliance of citizens, facilitating the establishment of local revenue sources to address local needs, fostering transparent, accessible, welcoming and user-friendly services.



FY 2019-20 PROPOSED BUDGET TABLE — MEASURE Z

	2016-17 Actual	2017-18 Actual	2018-19 Adjusted	2019-20 Requested	2019-20 Proposed	Increase (Decrease)
Revenues						
Taxes	11,166,990	11,358,650	11,578,000	10,928,563	10,928,563	(649,437)
Charges for Current Services	0	1,370	0	0	0	0
Other Revenues	0	374	0	0	0	0
Total Revenues	**11,166,990**	**11,360,394**	**11,578,000**	**10,928,563**	**10,928,563**	**(649,437)**
Expenditures						
Salaries & Employee Benefits	5,251,220	5,790,814	6,858,814	8,210,506	6,773,080	(85,734)
Services and Supplies	2,564,804	2,549,419	2,070,137	7,277,506	628,285	(1,441,852)
Other Charges	3,949,948	2,319,226	4,513,690	9,400,346	3,117,408	(1,396,282)
Fixed Assets	54,213	385,292	357,926	464,000	0	(357,926)
Other Financing Uses	114,458	40,144	71,307	148,083	0	(71,307)
Total Expenditures	**11,934,643**	**11,084,895**	**13,871,874**	**25,500,441**	**10,518,773**	**(3,353,101)**
Other Financing Sources (Uses)						
Other Financing Sources	0	0	0	(195,153)	(195,153)	(195,153)
General Fund Contribution	0	0	0	14,981,668	0	0
Other Financing Uses	0	0	0	(214,637)	(214,637)	(214,637)
Other Financing Sources (Uses)	**0**	**0**	**0**	**14,571,878**	**(409,790)**	**(409,790)**
Net Revenues (Expenditures)	**(767,653)**	**275,499**	**(2,293,874)**	**0**	**0**	**2,293,874**
Additional Funding Support						
1100 General Fund	767,653	(275,499)	2,293,874	0	0	(2,293,874)
Total Additional Funding Support	**767,653**	**(275,499)**	**2,293,874**	**0**	**0**	**(2,293,874)**
Staffing Positions						
Allocated Positions	64.00	68.00	68.00	72.50	68.00	0.00

SIGNIFICANT CHANGES

- The proposed revenue budget for the Taxes category has decreased by 6% or $649,437 due to trends reflecting declining sales tax revenues.
- The proposed expenditure budget for the Services & Supplies category has decreased by 70% or $1,441,852 primarily due to funding for Roads not being allocated in FY 2019-20.
- The proposed expenditure budget for the Other Charges category has decreased by 31% or $1,396,282 primarily due to a reduction in allocations to outside agencies.
- The proposed expenditure budget for the Fixed Assets category has decreased by 100% or $357,926 due to a one-time allocation to the Sheriff Measure Z in FY 2018-19 to purchase a vehicle and to begin the radio infrastructure project.
- The proposed expenditure budget for the Other Financing Sources/(Uses) category has increased by 100% or $409,790 due to an anticipated shortfall in FY 2018-19. Revenues from FY 2019-20 will need to be utilized to balance Measure Z. In addition, there has been changes in local accounting practices. Cost allocation charges and expenditure reimbursements to DHHS are now reflected as "Other Financing Uses," as opposed to "Other Charges."

PERSONNEL

There are no personnel changes.

ADDITIONAL FUNDING REQUESTS

Measure Z has submitted no additional funding requests.

FISCAL YEAR 2019-20

TOTAL REVENUES

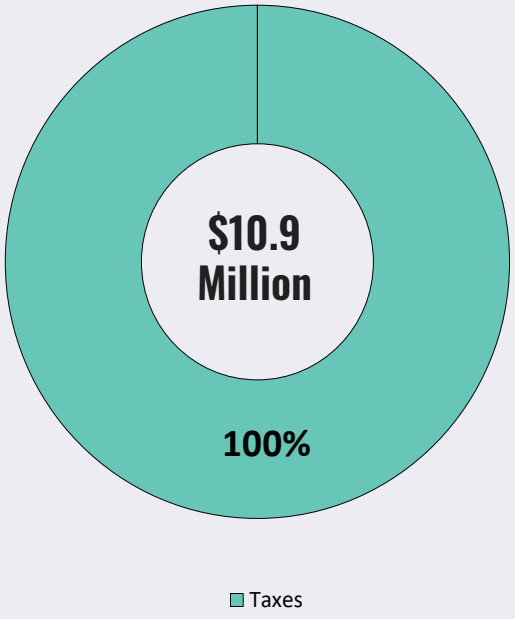

TOTAL EXPENDITURES

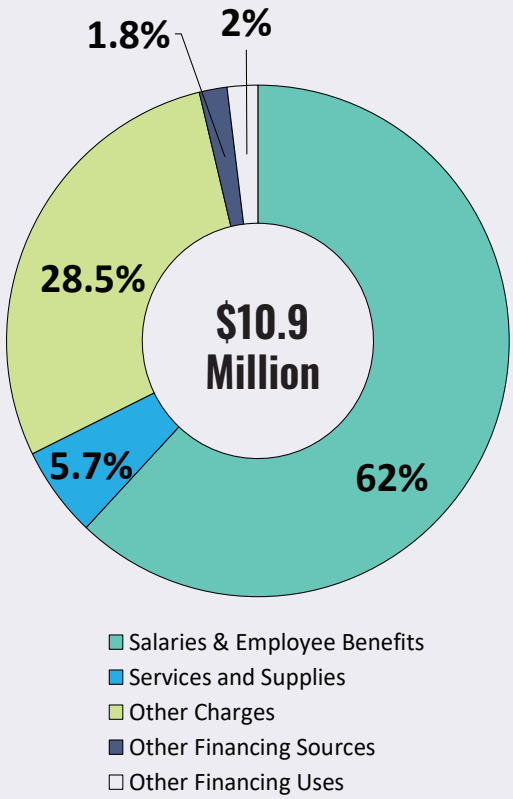

BY PROGRAM AREA

PERMANENT POSITIONS



EXPENDITURES



APPLICATIONS SUBMITTED TO MEASURE Z COMMITTEE

The Citizens' Advisory Committee was established to make recommendations to the Board of Supervisors on the expenditure of these funds. A total of 48 agencies submitted 56 applications for funding in FY 2019-20. Of those applications, 10 were submitted by county agencies and 46 by non-county agencies totaling $15,011,147 in funding requests. The requests are outlined as follows:

1. $55,000 for 2-1-1 Humboldt to continue operating as Volunteer Organizations Active in Disaster (VOAD).

2. $113,296 for AJ's Transitional Living to continue funding the position for a House Manager and other essential operating costs.

3. $62,484 for Blue Lake Rancheria Volunteer Fire Department to provide match funding for personal protection equipment, and a cement pad/blacktop for training tower.

4. $100,000 for Boys and Girls Club of the Redwoods to allow for expanded space and capabilities to serve youth grades kindergarten to sixth grade in the Eureka Area.

5. $25,000 for Bridgeville Community Center to purchase four 5,000 gallon wildfire protection water tanks.

6. $30,000 for City of Arcata to purchase a backup generator for the D Street Neighborhood Center emergency disaster shelter.

7. $98,000 for City of Arcata to purchase road grinding equipment for in-house road repairs.

8. $32,000 for City of Arcata to purchase five sets of two, or ten individual, radar feedback signs for high volume streets and school areas.

9. $60,000 for City of Arcata to purchase a backup generator for the Arcata Community Center emergency disaster shelter.

10. $353,367 for City of Arcata Police Department to continue funding for one School Resource Officer (SRO) and two Juvenile Diversion Counselors (JDC) to serve K-12 students and families.

11. $17,540 for City of Blue Lake to design and development the Hatchery Road/Mad River Access Masterplan.

12. $75,317 for City of Blue Lake for one half-time Deputy Sheriff.

13. $92,500 for City of Eureka Community Services Department to remove unwanted equipment, install new fencing to address safety issues at Clara May Berry Park.

14. $82,000 for City of Eureka Community Services Department to hire two part-time Community Service Event Team members, and purchase a maintenance van.

15. $415,000 for City of Eureka Police Department to continue funding for one FTE Police officer to work with DHHS and the MIST Team, one FTE Parks-Waterfront Ranger to patrol City's recreational open space areas, a part-time Homeless/Mental Health Liaison, and a part-time MIST officer position. In addition, new funding for a civilian part-time Homeless Services Programs Services Supervisor and a part-time Homeless Outreach Worker; funding for emergency homeless support services; funding for Phone App Resource Management Guide; funding for miscellaneous equipment needs; and funding for staff training.

16. $1,010,000 for City of Eureka Police Department and Humboldt Bay Fire to fund the second portion of a radio dispatch console upgrade and installation; purchase and installation of infrastructure related to microwave replacement and site equipment.

17. $350,000 for City of Eureka Public Works and Humboldt County Public Works to resurface the roadway, and construct ADA improvements for Harrison Avenue.

18. $750,500 for City of Eureka Public Works to resurface the roadway on Fairway Drive.

19. $82,958 for City of Ferndale Police Department to fund a new Record Management System (RMS) to allow for integration with other Humboldt County law enforcement agencies.

20. $34,794 for City of Fortuna Police Department to purchase a 2019 Ford F150 to be used by Fortuna officer.

21. $186,577 for City of Fortuna Police Department to continue funding for salary and benefits for School Resource Officer.

22. $181,577 for City of Fortuna Police Department

continue funding for salary and benefits for Drug Task Force Officer.

23. $33,488 for City of Rio Dell Police Department for maintaining the current Measure Z funding for a part-time clerical position in the city's police department to support law enforcement, nuisance abatement and code enforcement.

24. $75,317 for City of Trinidad for one full-time Deputy Sheriff position to provide a dedicated peace officer in the Trinidad area seven days a week.

25. $3,000 for Eel River Cleanup Project to supplement the annual operating budget for dump fees, equipment, gas and recruitment advertising.

26. $79,000 for Eureka City Schools to hire one School Resource Officer.

27. $200,000 for Garberville Sanitary District to replace 10 fire hydrants.

28. $196,027 for Hoopa Fire Department and Office of Emergency Services, Hoopa Valley Tribe to purchase equipment for Wildland Urban Interface fire program to purchase equipment.

29. $253,153 for Hoopa Valley Tribal Police Department to fund two Police Officers and two vehicles to further law enforcement and resource protection.

30. $29,320 for the Humboldt Community Emergency Response Teams Coalition to purchase basic emergency response equipment for Disaster Service Worker Volunteers.

31. $38,309 for Humboldt County Adult Protective Services and the District Attorney to continue funding for Elder and Vulnerable Adult Services Team (EVAST) to address cases of elder and vulnerable adult abuse with comprehensive approach and improved systematic response.

32. $81,725 for Humboldt County Department of Aviation to contract for development of design plans for new airfield electrical system at ACV (McKinleyville).

33. $257,500 for Humboldt County Department of Health and Human Services to fund the Mobile Intervention Services Team (MIST) expansion.

34. $4,300 for Humboldt County Department of Health and Human Services for a clothing allowance for foster children placed with Approved Relative Caregiver. This application was subsequently withdrawn.

35. $400,742 for Humboldt County District Attorney to hire 2.0 FTE Administrative Analysts I/II, 1.0 FTE Legal Secretary I/II and 1.0 FTE Deputy District Attorney.

36. $2,366,794 for Humboldt County Fire Chiefs' Association to purchase equipment to bring firefighters to minimum level safety, three multi-use regional training facilities and upgrades to a current training facility, and continuation of formal planning effort to address fire-related district boundaries.

37. $66,358 for Humboldt County Library to hire two additional security guards at the Eureka Library.

38. $793,639 for Humboldt County Public Defender to hire two full-time attorneys and three full-time support staff in order to meet increased demand.

39. $181,500 for Humboldt County Public Works and Resort Improvement District No. 1 to perform roadway clearing on up to 16.5 miles of strategic roads within Shelter Cove subdivision.

40. $871,300 for Humboldt County Public Works to establish/expand the heavy brush/fuel break program.

41. $50,000 for Humboldt County Public Works to remove non-hazardous and hazardous illegal dumping sites, equipment and dumping fees.

42. $3,000,000 for Humboldt County Public Works for chip sealing and slurry sealing of county roads to prevent pavement failures and to insure safer driving surfaces.

43. $44,344 for KMUD Redwood Community Radio to complete an Emergency Broadcast equipment upgrade to ensure continued broadcast during emergencies.

44. $5,000 for McKinleyville Land Trust to conduct a community-based walkability/bikeability safety assessment to support McKinleyville Town Center planning.

45. $90,288 for Mercy's Haven, Inc. to provide a residential program for single mothers to learn life skills

APPLICATIONS SUBMITTED TO MEASURE Z COMMITTEE

and reunify with their children after participation in rehabilitation/recovery programs.

46. $370,011 for K'ima:w Medical Center for the continuation of ambulance service in the Willow Creek Service area.

47. $72,000 for Miranda Community Services District to remove and replace eight aging and failing fire hydrants within district.

48. $77,500 for North Coast Substance Abuse Council, Inc. to fund residential drug treatment bed nights.

49. $200,000 for Orleans Community Services District to replace an existing unsafe structure and construct new fire station.

50. $50,000 for Palo Verde Volunteer Fire Department to purchase newer Quick Attack truck. This application was subsequently withdrawn.

51. $110,423 for Redway Community Services District to replace 40 dry barrel hydrants with wet barrel units.

52. $24,000 for Redwoods Rural Health Center to provide outpatient drug treatment counseling services to over 50 patients.

53. $51,761 for Resort Improvement District No. 1 to purchase three additional emergency sirens for community tsunami & emergency (wildfire) siren system. This application was subsequently withdrawn.

54. $5,160 for Southern Humboldt Amateur Radio Club to upgrade the Grasshopper radio repeater.

55. $82,528 for Southern Trinity Area Rescue to provide ambulance services to the Eastern Humboldt/Southern Trinity County area of Highway 36.

56. $638,750 for Waterfront Recovery Services to provide Medically Managed Detoxification services, and Residential Treatment Services for homeless individuals with substance use disorder.

PROGRAM DISCUSSION BY BUDGET UNIT

In order to provide funding to the most applicants as possible, partial funding is recommended for items 10, 15, 19, 21, 22, 23, 25, 36, 39, 41, 43, 46, 49 and 55. More detail on the amounts recommended for funding can be found in the appendices.

In addition to the above mentioned partial funding recommendations, the Board of Supervisors was tasked with making an additional $209,807 in reductions. The Board directed staff to identify General Fund dollars to make up for the remaining shortfall. All Measure Z revenues and allocations are budgeted in separate and distinct budget units in order to maintain a high level of transparency with this revenue source. Intermingling Measure Z with the General Fund in order to fund the remaining $209,807 is not consistent with that practice. In order to retain a high level of transparency with Measure Z allocations, the following funding recommendations have been separated from the Measure Z budget units and allocated in FY 2019-20 as detailed below:

• $26,816 Adult Protective Service (1160-504) to continue the Elder and Vulnerable Services Team (EVAST) work in addressing cases of elder and vulnerable adult abuse response.

• $57,208 Department of Aviation (3530-381) to contract for development of design plans for new airfield electrical system at the California Redwood Coast – Humboldt County Airport.

• $128,750 Department of Health and Human Services (1170-424) to provide Mobile Intervention Services Team (MIST) expansion services.

The remaining Measure Z requests are not recommended because they did not receive a priority ranking that allowed them to be funded based on available Measure Z revenue. All Measure Z requests were reviewed and prioritized by the Citizens' Advisory Committee and the Board of Supervisors.

1100 197 Measure Z Contribution Other

The proposed budget for Measure Z Contribution for FY 2019-20 is $3,056,417, a decrease of $1,337,824 or 30 percent, from the previous year. This decrease is primarily due to one-time projects that were funded in the prior year.

PROGRAM DISCUSSION BY BUDGET UNIT

This budget unit contains the allocations for all non-county agencies who have been allocated Measure Z funding. For FY 2019-20, 41 agencies submitted a total of 46 applications totaling $12,556,545. A total of 11 agencies are recommended for funding totaling $3,056,417.

1100 889 General Purpose Revenue Measure Z
The proposed budget for General Purpose Revenue Measure Z for FY 2019-20 is $10,927,034, a decrease of $650,966 or 6 percent from the prior year due to declining revenues.

1100 292 Public Defender Measure Z
The proposed budget for Public Defender Measure Z for FY 2019-20 is $216,657, there is no change from the prior year.

The proposed personnel allocation for the Public Defender Measure Z for FY 2019-20 is 2.0 FTE, there are no changes from the prior year.

1100 293 DHHS Measure Z
The proposed budget for DHHS Measure Z for FY 2019-20 is $864,805, a decrease of $223,866 or 22 percent from the prior year. This change is primarily due to one-time funding allocated in FY 2018-19 to complete a remodel at Hoopa High School to accommodate a medical center and additional funding allocated to address elder and vulnerable adult abuse.

The proposed personnel allocation for DHHS Measure Z for FY 2019-20 is 8.0 FTE, there are no changes from the prior year.

1100 295 District Attorney Measure Z
The proposed budget for District Attorney Measure Z for FY 2019-20 is $1,261,911, an increase of $17,949 or 1 percent from the prior year.

The proposed personnel allocation for District Attorney Measure Z for FY 2019-20 is 12.0 FTE, there are no changes from the prior year.

1100 296 Probation Measure Z
The proposed budget for Probation Measure Z for FY 2019-20 is $554,937, an increase of $16,163 or 3 percent from the prior year.

The proposed personnel allocation for Probation Measure Z for FY 2019-20 is 6.0 FTE. There are no changes from the previous fiscal year.

1100 297 Sheriff Measure Z
The proposed budget for Sheriff Measure Z for FY 2019-20 is $4,672,916, a decrease of $300,860 or 6 percent, from the prior year. This decrease is due to a one-time allocation in FY 2018-19 for the radio infrastructure project.

The proposed personnel allocation for Sheriff Measure Z for FY 2019-20 is 40.0 FTE. There is no net increase from the prior year, however staffing is being reorganized to provide for centralized supervision over staffing. Additional details can be found in the Position Allocation Table.

1100 298 Public Works Measure Z
The proposed budget for Public Works Measure Z for FY 2019-20 is $115,750, a decrease of $1,307,141 or 92 percent from the prior year. This decrease is due to the elimination of an allocation for road improvements.

The Public Works Measure Z budget unit has no personnel allocations proposed for FY 2019-20.

1100 300 Auditor-Controller Measure Z
The proposed budget for Auditor-Controller Measure Z for FY 2019-20 is $0, a decrease of $51,795 or 100 percent from the prior year. This decrease is due to the reorganization of payroll staff from the Auditor-Controller to Human Resources, eliminating the need for additional Measure Z funding.

The proposed personnel allocations for Auditor-Controller Measure Z for FY 2019-20 is 0.0 FTE, there are no changes from the prior year.

These programs support the Board of Supervisors' Strategic Framework by enforcing laws and regulations to protect residents, providing for and maintaining infrastructure, creating opportunities for improved safety and health, protecting vulnerable populations, providing community-appropriate levels of service, managing our resources to ensure sustainability of services, inviting civic engagement and awareness of available services, seeking outside funding sources to benefit Humboldt County needs, facilitating public/private partnerships to solve problems, and building interjurisdictional and regional cooperation.

CERTIFICATES OF PARTICIPATION - PAYMENTS (1100-190)

DEPARTMENT HEAD
Amy S. Nilsen, County Administrative Officer

This budget includes debt service payments on Certificates of Participation (COP) issued to finance the Library, Jail Phases I and II, the Regional Juvenile Facility, the Animal Shelter, Juvenile Hall, earthquake repairs and airport hangars.

BUDGET TOTALS		FY 2019-20
Expenditures + Other Funding Uses	$	1,506,869
Revenues + Other Funding Sources	$	391,540
General Fund Contribution	$	1,115,329
Personnel		0.0
% General Fund Contribution		74%

PROGRAM DISCUSSION BY BUDGET UNIT

This budget funds long-term debt payments on the county's capital improvement projects. The budget of $1,506,869 includes funding in the following amounts:

- $65,214 1994 Library Project
- $258,114 1994 Jail Phase I Project
- $41,806 1996 Regional Juvenile Center Project
- $103,563 1996 Jail Phase I Project
- $126,271 1996 Jail Phase II Project
- $171,693 1996 Jail Phase II Public Safety Project
- $291,054 2004 Animal Shelter Project
- $180,293 2012 Earthquake Repairs
- $168,861 2012 Juvenile Hall
- $100,000 2016 Financing

The 1994 COP financed the Eureka Library and Jail Phase I. It also included remodeling the ground floor of the Courthouse after the Eureka Police Department moved out. The Library budget includes an additional $53,517 paid toward the Library debt service; the above amount represents that portion allocated to the General Fund.

The 1996 COP financed modifications to Jail Phase I resulting from the decision to construct the second phase of the Jail, the Jail Phase II project, and the Juvenile Regional Facility. A portion of this debt service payment, $370,346, is paid from sales taxes dedicated to public safety purposes.

The 2004 COP financed construction of the Animal Care Shelter Facility in McKinleyville. This was a variable rate debt service.

In FY 2011-12 the Board authorized the Treasurer/ Tax Collector to refinance the COP's into a single debt obligation. This has resulted in savings to the county as a result of the low interest rates available. The refinance did not increase the term of the debt.

In 2012, the Board also authorized the issuance of new debt to provide the financing needed for local matching funds for the January 9, 2010 earthquake damage repairs, building the new Juvenile Hall facility and for new hangars at the California Redwood Coast Humboldt County Airport. The hangars are financed from the Aviation budget.

On April 19, 2016, the Board authorized a plan to finance county office space and capital improvement projects.

In total, financing needs of $10.34 million are anticipated. The list of projects consists of: Juvenile Hall Replacement $2.1 million; Weights and Measures Building $1.14 million; 1001 4th Street for Architectural and Engineering Services $1.2 million; Fifth-floor of Courthouse Remodel $900,000; and the Arcata/Eureka Airport Restaurant $250,000; Corrections Resource Center $2.3 million; Eureka Veterans Building $760,925; Aviation Gap Funding $314,266; ADA Curb Ramps $1 million; Clam Beach ADA $328,858. In addition, the total cost to set up the finance plan was $47,878. As projects

PROGRAM DISCUSSION BY BUDGET UNIT

included in the 2016 COP get underway, the county will need to budget an allocation of approximately $250,000 annually for a fixed period (30-years). For FY 2019-20 the proposed budget includes a payment of $100,000 to begin repaying the 2016 financing. As the county's deferred maintenance and ADA barrier removal projects continue to mount, it is anticipated that the county will seek a 2019 Finance Plan to fund additional projects.

This program supports the Board of Supervisors' Strategic Framework by managing our resources to ensure sustainability of services.

FY 2019-20 PROPOSED BUDGET TABLE — CERTIFICATES OF PARTICIPATION PAYMENTS 1100-190

	2016-17 Actual	2017-18 Actual	2018-19 Adjusted	2019-20 Requested	2019-20 Proposed	Increase (Decrease)
Revenues						
Other Governmental Agencies	370,346	399,531	370,346	391,540	391,540	21,194
Total Revenues	**370,346**	**399,531**	**370,346**	**391,540**	**391,540**	**21,194**
Expenditures						
Other Charges	0	0	304,555	360,790	360,790	56,235
Other Financing Uses	1,394,329	1,430,125	1,202,136	1,146,079	1,146,079	(56,057)
Total Expenditures	**1,394,329**	**1,430,125**	**1,506,691**	**1,506,869**	**1,506,869**	**178**
Other Financing Sources (Uses)						
General Fund Contribution	0	0	0	1,115,329	1,115,329	1,115,329
Total Other Financing Sources (Uses)	**0**	**0**	**0**	**1,115,329**	**1,115,329**	**1,115,329**
Net Revenues (Expenditures)	**(1,023,983)**	**(1,030,594)**	**(1,136,345)**	**0**	**0**	**1,136,345**
Additional Funding Support						
1100 General Fund	1,023,983	1,030,594	1,136,345	0	0	(1,136,345)
Total Additional Funding Support	**1,023,983**	**1,030,594**	**1,136,345**	**0**	**0**	**(1,136,345)**
Staffing Positions						
Allocated Positions	0.00	0.00	0.00	0.00	0.00	0.00

SIGNIFICANT CHANGES

- The proposed revenue budget for the Other Financing Sources category has increased by 100% or $1,115,329 due to changes in local accounting practices. Contributions from the General Fund are now reflected as "Other Financing Sources (Uses)". The General Fund contribution has increased by 2% or $21,016.
- The proposed revenue budget for the Other Governmental Agencies category has increased by 6% or $21,194 due to anticipated increases in Proposition 172 funding based on historical trends.
- The proposed expenditure budget for the Other Charges category has increased by 18% or $56,235 due to increases in scheduled interest payments.
- The proposed expenditure budget for the Other Financing Uses category has decreased by 5% or $56,057 due to decreases in scheduled principal payments.

ADDITIONAL FUNDING REQUESTS

COP has submitted no additional funding requests.

PERSONNEL

There are no personnel changes.

CONTINGENCY RESERVES

(1100-990)

DEPARTMENT HEAD
Amy S. Nilsen, County Administrative Officer

The General Fund Contingency Reserve budget provides funds to meet unforeseen expenditures in county-wide operating budgets.

BUDGET TOTALS		FY 2019-20
Expenditures + Other Funding Uses	$	2,039,212
Revenues + Other Funding Sources	$	0
General Fund Contribution	$	2,039,212
Personnel		0.0
% General Fund Contribution		100%

PROGRAM DISCUSSION BY BUDGET UNIT

The Reserves for Contingencies serves as an additional appropriation from which funds can be transferred to operating units for needs not anticipated at the time of budget adoption.

While state statutes provide that up to 15 percent of the total of all other appropriations can be placed in reserve, the amount historically reserved for the county's budget has been at a much lower level. In FY 2017-18 the Contingency policy was updated to reflect a contribution equal to 2 percent of General Fund revenues. The proposed contingency amount for FY 2019-20 is $1,202,588 less than the policy level minimum as available resources only allowed for a contribution of $2 million.

During FY 2018-19 the Contingencies budget was increased by $4,498,800 to allow for a Contribution to Reserves in FY 2019-20 and an allocation to provide for additional Contingency Reserves should they be needed later in the fiscal year. This additional allocation was made possible at First Quarter due to unanticipated Cannabis Excise Tax revenues. Due to policy decisions to modify the cannabis excise tax billing cycle, the $3.5 million Contribution to Reserves is not possible. In addition, at Mid-year, Contingencies Reserves were utilized to fund $381,138 in additional requests received from departments. These funds were utilized for new furniture in the Auditor-Controller's Office, additional training for Human Resources, to facilitate the move of Payroll, to contract for an Aeronautical Lease Consultant, to provide for Board of Supervisors negotiated salary and benefit increases, and to fund 2.0 FTE Code Compliance Officers.

This program contains the following budget unit:

1100 990 Contingency Reserves

This program supports the Board of Supervisors' Strategic Framework by managing our resources to ensure sustainability of services.



FY 2019-20 PROPOSED BUDGET TABLE — CONTINGENCY RESERVES 1100-990

	2016-17 Actual	2017-18 Actual	2018-19 Adjusted	2019-20 Requested	2019-20 Proposed	Increase (Decrease)
Revenues						
Total Revenues	**0**	**0**	**0**	**0**	**0**	**0**
Expenditures						
Services and Supplies	832	0	7,202,880	3,000,000	2,039,212	(5,163,668)
Total Expenditures	**832**	**0**	**7,202,880**	**3,000,000**	**2,039,212**	**(5,163,668)**
Other Financing Sources (Uses)						
General Fund Contribution	0	0	0	3,000,000	2,039,212	2,039,212
Total Other Financing Sources (Uses)	**0**	**0**	**0**	**3,000,000**	**2,039,212**	**2,039,212**
Net Revenues (Expenditures)	**(832)**	**0**	**(7,202,880)**	**0**	**0**	**7,202,880**
Additional Funding Support						
1100 General Fund	832	0	7,202,880	0	0	(7,202,880)
Total Additional Funding Support	**832**	**0**	**7,202,880**	**0**	**0**	**(7,202,880)**
Staffing Positions						
Allocated Positions	0.00	0.00	0.00	0.00	0.00	0.00

SIGNIFICANT CHANGES

- The proposed revenue budget for the Other Financing Sources category has decreased by 100% or $2,039,212 due to changes in local accounting practices. Contributions from the General Fund are now reflected as "Other Financing Sources (Uses)". The actual General Fund contribution has decreased by 72% or $5,163,668 due to unavailable financing resources.
- The proposed expenditure budget for the Services & Supplies category has decreased by 72% or $5,163,668 due to unavailable financing resources. In February 2019, the Board of Supervisors made a policy decision to delay Cannabis Excise Tax billing for a year and furthermore allowed for two installments, effectively reducing the anticipated Cannabis Excise Tax revenue in half, or $8 million, in FY 2019-20.

ADDITIONAL FUNDING REQUESTS

Courthouse Construction COP has submitted no additional funding requests.

PERSONNEL

There are no personnel changes.



CONTRIBUTIONS TO OTHER FUNDS (1100-199)

DEPARTMENT HEAD
Amy S. Nilsen, County Administrative Officer

This budget provides for various allocations and required contributions of General Fund money to support specific programs that operate out of other funds or outside agencies.

BUDGET TOTALS		FY 2019-20
Expenditures + Other Funding Uses	$	12,038,053
Revenues + Other Funding Sources	$	212,809
General Fund Contribution	$	11,825,244
Personnel		0.0
% General Fund Contribution		79%

PROGRAM DISCUSSION BY BUDGET UNIT

This budget is used to account for transfers from the county General Fund to other operating funds within the county, several veterans' organizations located throughout the county and outside agencies.

The allocations are as follows:

- $105,931 for a loan to the McKay Track Community Forest (an increase of $7,983).
- $100,000 for the City of Eureka to develop affordable low-income housing.
- $500 for special district benefit assessment on county owned property (no change from previous fiscal year).
- $2,124,923 for communications expense for administering utilities for General Fund departments ($17,219, no change from previous fiscal year) and for the remaining funding required to complete a radio infrastructure project (an increase of $2,107,704).
- $33,891 for contributions to veterans' organizations located in Arcata, Eureka, Ferndale, Fortuna, Garberville, McKinleyville, and Rio Dell (no change from the previous fiscal year).
- $42,185 for Local Agency Formation Commission (LAFCo).
- $212,809 for contribution of Proposition 172 sales tax proceeds to independent fire protection districts (increase of $11,583 from the previous fiscal year).
- $801,000 for a contribution to the General Reserve (a decrease of $986,600 from the previous fiscal year).
- $398,168 for county Library System, (includes base funding of $153,000, $55,621 for half of the annual salary for the Assistant Library Director, $8,000 for the Hoopa Library and the General Fund's obligation for the County Librarian position of $181,547; an overall increase of $23,872 from the previous fiscal year.
- $923,649 for Mental Health (includes funding for services to the Jail for Mental Health services; additional funding for early childhood mental health services, and funding of a Measure Z application to provide Mobile Intervention Service Team (MIST) expansion services; this is an increase of $128,750 for the one-time allocation for the Measure Z request).
- $574,000 for the Deferred Maintenance Trust Fund.
- $673,661 for Public Health (includes base funding of $591,126 plus $65,000 for tobacco education, no change from the previous fiscal year).

- $3,347,165 for Social Services (includes funding of a Measure Z application to continue the Elder and Vulnerable Adult Services Team; this is an increase of $26,816 for the one-time allocation for the Measure Z request).
- $625,000 for ADA Trust Fund mandated ADA projects and to complete phase II of the Facility Master Plan.
- $1,042,011 for Economic Development, an increase of $760,795 due to a General Fund contribution for the implementation of Project Trellis. In addition, Economic Development receives 10 percent of the property tax increment received by the county from redevelopment dissolution and a General Fund contribution of $171,654 for the Economic Development Director Salary).
- $0 for a contribution to PARS (a reduction of $2,450,000 due to limited available resources).
- $471,113 contribution to Aviation for the addition of a Senior Administrative Analyst and to reduce the negative fund balance ensuring sustainability of services (includes funding of a Measure Z application for design plans for a new airfield electrical system at the California Redwood Coast-Humboldt County Airport; this is an increase of $57,208 for the one-time allocation for the Measure Z request).
- $2,000 contribution to special districts for the property tax exchange agreement with Fieldbrook-Glendale Community Services District approved by the Board of Supervisors on March 8, 2016.
- $20,000 contribution to Natural Resources for operational costs that exceed available revenue sources.
- $40,047 contribution to Economic Development to hire an extra help office assistant for the Intern Program.

This program contains the following budget unit:

1100 199 Contributions to Other Funds

This program supports the Board of Supervisors' Strategic Framework by protecting vulnerable populations.



FY 2019-20 PROPOSED BUDGET TABLE — CONTRIBUTIONS TO OTHER FUNDS 1100-199

	2016-17 Actual	2017-18 Actual	2018-19 Adjusted	2019-20 Requested	2019-20 Proposed	Increase (Decrease)
Revenues						
Other Governmental Agencies	201,226	217,152	201,226	212,809	212,809	11,583
Total Revenues	**201,226**	**217,152**	**201,226**	**212,809**	**212,809**	**11,583**
Expenditures						
Other Charges	318,783	280,399	497,395	572,316	497,316	(79)
Other Financing Uses	7,886,284	9,629,482	21,220,936	14,335,697	11,540,737	(9,680,199)
Total Expenditures	**8,205,067**	**9,909,881**	**21,718,331**	**14,908,013**	**12,038,053**	**(9,680,278)**
Other Financing Sources (Uses)						
General Fund Contribution	0	0	0	14,695,204	11,825,244	11,825,244
Total Other Financing Sources (Uses)	**0**	**0**	**0**	**14,695,204**	**11,825,244**	**11,825,244**
Net Revenues (Expenditures)	**(8,003,841)**	**(9,692,729)**	**(21,517,105)**	**0**	**0**	**21,517,105**
Additional Funding Support						
1100 General Fund	8,003,841	9,692,729	21,517,105	0	0	(21,517,105)
Total Additional Funding Support	**8,003,841**	**9,692,729**	**21,517,105**	**0**	**0**	**(21,517,105)**
Staffing Positions						
Allocated Positions	0.00	0.00	0.00	0.00	0.00	0.00

SIGNIFICANT CHANGES

- The proposed expenditure budget for the Other Financing Uses category has decreased by 46% or $9,680,199 due to a reduction in available resources significant contributions to Reserves, PARS, Deferred Maintenance, and ADA are not feasible in FY 2019-20. In addition, in FY 2018-19 there were one-time allocations to deferred maintenance and ADA projects. Due to policy decisions that reduced the anticipated Cannabis Excise Tax revenues, those allocations will not occur and instead the 2016 Finance Plan will be utilized.
- The proposed General Fund Contribution increased by 100% or $11,825,244 due to changes in local accounting practices. Contributions from the General Fund are now reflected as "Other Financing Sources (uses)." The proposed General Fund contribution has actually decreased by 45% or $9,691,861. This reduction is due to the limited available financial resources as discussed in the revenue changes. .



ADDITIONAL FUNDING REQUESTS

Contributions to Other Funds has submitted the following 8 additional funding requests:

1. $127,261 contribution to Public Health for an Environmental Health Specialist and a 4x4 vehicle to conduct warrant-related inspections, working with cannabis farmers to become compliant with environmental health regulations, and applying penalties to those who choose not to comply.
2. $70,546 contribution to Public Health to work with the California Center for Rural Policy at HSU to hold eight focus groups and conduct surveys to better understand this population's drivers of cannabis use.
3. $20,000 contribution to Natural Resources for operational costs that exceed available revenue sources.
4. $40,047 contribution to Economic Development to hire an extra help office assistant for the Intern Program.
5. $3,000,000 contribution to Roads to conduct road maintenance and repairs
6. $126,358 contribution to the Library to continue to contract for the addition of two security guards during all open hours at the Eureka Main Library. Also, Funding for generator and hot water heater to ensure the library's availability staging area and public shelter during natural disasters or other crises.
7. $74,663 contribution to Aviation to hire 1.0 FTE Airport Service Worker (ASW) or ASW Supervisor to ensure compliance with federal regulations for safety with the FAA.
8. $75,000 contribution to the Southern Humboldt Visitor's Bureau to further develop projects built towards tourism marketing and destination development of Southern Humboldt inclusive of the cannabis industry.

Funding request number three is recommended at this time.

Funding request number four is recommended at this time.

Funding request number five is recommended at this time for partial funding in the amount of $500,000 for road repairs.

The remaining additional funding requests are not recommended at this time. While these requests have merit they did not meet a priority level that allowed for them to be funded based on available financial resources.

PERSONNEL

There are no personnel changes.



CRIMINAL JUSTICE CONSTRUCTION

DEPARTMENT HEAD
Amy S. Nilsen, County Administrative Officer

The Criminal Justice Facility Construction Fund is used for construction and financing of various criminal justice facility projects.

BUDGET TOTALS	FY	2019-20
Expenditures + Other Funding Uses	$	355,173
Revenues + Other Funding Sources	$	355,173
General Fund Contribution	$	0
Personnel		0.0
% General Fund Contribution		0%

PROGRAM DISCUSSION BY BUDGET UNIT

In 1982, pursuant to Government Code Section 76101, the Board of Supervisors established the Criminal Justice Facilities Construction Fund. The revenues in the Criminal Justice Facilities Construction Funds come from a portion of the $2.50 surcharge that is added to every parking penalty imposed by the Superior Court for violations occurring within Humboldt County. The Criminal Justice Facilities Construction Fund can be used for the construction, reconstruction, expansion, improvement, operation, or maintenance of county criminal justice and court facilities, and for improvement of criminal justice automated information systems.

Pursuant to Government Code Section 76000, 76101 and 76009, revenues collected for the Automated Fingerprint Identification and Digital Image Photographic Suspect Identification Funds can be authorized to be deposited into the Criminal Justice Facilities Construction Fund when other funds have been identified for fingerprinting equipment. This additional source of revenue is why the Criminal Justice Construction fund often shows more revenue than the Courthouse Construction Fund.

Criminal justice facilities include buildings such as the county Jail, Juvenile Hall, the Juvenile Regional Facility, and courthouses. Any new jail, or addition to an existing jail that results in the provision of additional cells or beds, must be constructed in compliance with the "Minimum Standards for Local Detention Facilities" regulations promulgated by the California Corrections Standards Authority.

Criminal Justice Construction has the following budget units:

- 1410 190 Criminal Justice COP
- 1410 242 Criminal Justice Construction

This budget supports the Board of Supervisor's Strategic Framework by providing for and maintaining infrastructure.



FY 2019-20 PROPOSED BUDGET TABLE — CRIMINAL JUSTICE CONSTRUCTION

	2016-17 Actual	2017-18 Actual	2018-19 Adjusted	2019-20 Requested	2019-20 Proposed	Increase (Decrease)
Revenues						
Fines, Forfeits and Penalties	274,297	239,534	275,200	235,000	235,000	(40,200)
Use of Money and Property	29,437	37,955	19,500	45,000	45,000	25,500
Total Revenues	**303,734**	**277,489**	**294,700**	**280,000**	**280,000**	**(14,700)**
Expenditures						
Other Charges	38,280	19,140	13,405	17,690	17,690	4,285
Other Financing Uses	87,879	181,881	887,574	57,483	57,483	(830,091)
Total Expenditures	**126,159**	**201,021**	**900,979**	**75,173**	**75,173**	**(825,806)**
Other Financing Sources (Uses)						
Other Financing Sources	0	0	0	75,173	75,173	75,173
Other Financing Uses	0	0	0	(280,000)	(280,000)	(280,000)
Other Financing Sources (Uses)	**0**	**0**	**0**	**(204,827)**	**(204,827)**	**(204,827)**
Net Revenues (Expenditures)	**177,575**	**76,468**	**(606,279)**	**0**	**0**	**606,279**
Additional Funding Support						
1410 Criminal Justice Construction	(177,575)	(76,468)	606,279	0	0	(606,279)
Total Additional Funding Support	**(177,575)**	**(76,468)**	**606,279**	**0**	**0**	**(606,279)**
Staffing Positions						
Allocated Positions	0.00	0.00	0.00	0.00	0.00	0.00

SIGNIFICANT CHANGES

- The proposed revenue budget for the Fines, Forfeitures and Penalties category has decreased by 15% or $40,200 due to historical trends indicating a decline in revenues.
- The proposed revenue budget for the Use of Money & Property category has increased by 100% or $25,500 due to historical trends indicating an increase in revenues.
- The proposed Contribution to the General Fund has decreased by 94% or $830,091. In FY 2018-19 there was an allocation of $808,229 for the Juvenile Hall Project. Those funds have been expended.
- The proposed revenue budget for the Other Financing Sources category has Increased by 100% or $75,173 due to changes in local accounting practices. The use of fund balance now requires a Transfer in to balance the budget.
- The proposed expenditure budget for the Other Financing Uses category has increased by 100% or $280,000 due to changes in local accounting practices. The use of fund balance is now reflected as "Other Financing Sources."

ADDITIONAL FUNDING REQUESTS

Criminal Justice Construction has submitted no additional funding requests.

PERSONNEL

There are no personnel changes.



COURTHOUSE CONSTRUCTION

DEPARTMENT HEAD
Amy S. Nilsen, County Administrative Officer

The Courthouse Construction Fund is used for the acquisition, rehabilitation, construction and financing of courtrooms or of a courtroom building containing facilities necessary or incidental to the operation of the justice system.

BUDGET TOTALS		FY 2019-20
Expenditures + Other Funding Uses	$	147,000
Revenues + Other Funding Sources	$	147,000
General Fund Contribution	$	0
Personnel		0.0
% General Fund Contribution		0%

PROGRAM DISCUSSION BY BUDGET UNIT

In 1982, pursuant to California Government Code Section 76100, the Board of Supervisors established the Courthouse Construction Fund.

The revenues in the Courthouse Construction fund come from a portion of the $2.50 surcharge that is added to every parking penalty imposed by the Superior Court for violations occurring within Humboldt County. This amount is in addition to the $2.50 surcharge that is dedicated to the Criminal Justice Facilities Construction Fund.

The Courthouse Construction Fund can be used for the acquisition, rehabilitation, construction, and financing of courtrooms or a courtroom building that contains facilities necessary or incidental to the operation of the justice system. When the debt service is retired, any remaining funds will go to the Judicial Council under the terms of the Trial Court Funding Act.

This program contains the following budget units:

- 1420 190 Courthouse Construction COP
- 1420 242 Courthouse Construction

This program supports the Board of Supervisors' Strategic Framework by providing for and maintaining infrastructure.



FY 2019-20 PROPOSED BUDGET TABLE — COURTHOUSE CONSTRUCTION

	2016-17 Actual	2017-18 Actual	2018-19 Adjusted	2019-20 Requested	2019-20 Proposed	Increase (Decrease)
Revenues						
Fines, Forfeits and Penalties	192,028	167,894	193,000	147,000	147,000	(46,000)
Total Revenues	**192,028**	**167,894**	**193,000**	**147,000**	**147,000**	**(46,000)**
Expenditures						
Other Charges	12,451	16,946	10,000	25,000	25,000	15,000
Other Financing Uses	309,720	154,860	0	0	0	0
Total Expenditures	**322,171**	**171,806**	**10,000**	**25,000**	**25,000**	**15,000**
Other Financing Sources (Uses)						
Other Financing Uses	0	0	0	(122,000)	(122,000)	(122,000)
Other Financing Sources (Uses)	**0**	**0**	**0**	**(122,000)**	**(122,000)**	**(122,000)**
Net Revenues (Expenditures)	**(130,143)**	**(3,912)**	**183,000**	**0**	**0**	**(183,000)**
Additional Funding Support						
1420 Courthouse Construction	130,143	3,912	(183,000)	0	0	183,000
Total Additional Funding Support	**130,143**	**3,912**	**(183,000)**	**0**	**0**	**183,000**
Staffing Positions						
Allocated Positions	0.00	0.00	0.00	0.00	0.00	0.00

SIGNIFICANT CHANGES

- The proposed revenue budget for the Fines, Forfeitures and Penalties category has decreased by 24% or $46,000 due to anticipated reductions based on historical trends.
- The proposed expenditure budget for the Other Charges category has increased by 150% or $15,000 anticipated increases in negative interest based on historical trends.
- The proposed expenditure budget for the Other Financing Uses category has increased by 100% or $122,000 due to changes in local accounting practices. Contributions to the trust are now reflected as "Other Financing Uses." In FY 2017-18 the long-term debt financing associated with the Courthouse Remodeling project was paid in full. The revenues generated for the funding of this project were insufficient in keeping up with the debt payments, resulting in a negative fund balance. As revenues continue to be collected for the repayment of this loan the negative balance will be reduced, until such point it becomes positive and the collection of the fines and fees are terminated.

ADDITIONAL FUNDING REQUESTS

Courthouse Construction has submitted no additional funding requests.

PERSONNEL

There are no personnel changes.



GENERAL PURPOSE REVENUES (1100-888)

DEPARTMENT HEAD
Amy S. Nilsen, County Administrative Officer

This budget unit is comprised of a variety of revenues that are deposited into the county's General Fund, the county's primary source of discretionary revenue.

BUDGET TOTALS		FY 2019-20
Expenditures + Other Funding Uses	$	70,115,453
Revenues + Other Funding Sources	$	0
Contribution to the General Fund	$	70,115,453
Personnel		0.0
% Contribution to the General Fund		100%

PROGRAM DISCUSSION BY BUDGET UNIT

The majority of the county's revenues are program-specific; that is, the revenues received are dedicated for a specific purpose. In contrast, the county's General Purpose Revenues are the discretionary revenues that the Board of Supervisors controls. Even though General Purpose Revenues comprise only 20 percent of the total county budget, they are the primary source for funding core county departments, such as ADA Compliance, the Board of Supervisors, Assessor, Treasurer-Tax Collector's Office, Sheriff, District Attorney, and the Agricultural Commissioner/Sealer of Weights and Measures. Additionally, in accordance with maintenance-of-effort requirements for Public Health, Mental Health, and Social Services programs, a significant portion of General Fund revenue is contributed to the Department of Health and Human Services.

The General Purpose Revenues budget unit collects revenues from a variety of sources, including property taxes, sales tax, transient occupancy (hotel/motel) tax; interest on investments; reimbursements from the state and federal governments; and cost allocation charges to other county funds. Cost allocation charges are reimbursements to the General Fund for providing centralized services (such as accounting, building maintenance, and personnel services) to other funds.

Cost allocation reimbursements are charged two years in arrears, which means FY 2019-20 revenues are based on actual expenditures in FY 2017-18.

This program supports the Board of Supervisors' Strategic Framework by managing our resources to ensure sustainability of services.



FY 2019-20 PROPOSED BUDGET TABLE — GENERAL PURPOSE REVENUES 1100-888

	2016-17 Actual	2017-18 Actual	2018-19 Adjusted	2019-20 Requested	2019-20 Proposed	Increase (Decrease)
Revenues						
Taxes	49,204,908	58,844,366	69,986,836	60,734,200	60,734,200	(9,252,636)
Licenses and Permits	4,254	1,447	2,000	2,000	2,000	0
Fines, Forfeits and Penalties	699,033	719,643	661,000	2,794,000	2,794,000	2,133,000
Use of Money and Property	528,578	535,056	277,412	333,412	333,412	56,000
Other Governmental Agencies	1,253,447	1,454,770	1,329,125	1,303,000	1,303,000	(26,125)
Charges for Current Services	1,292,048	439,221	439,221	1,173,938	1,173,938	734,717
Other Revenues	799,754	609,584	345,308	125,200	125,200	(220,108)
Total Revenues	**53,782,022**	**62,604,087**	**73,040,902**	**66,465,750**	**66,465,750**	**(6,575,152)**
Expenditures						
Special Items	(3,704,705)	(3,010,814)	(3,144,542)	(3,649,703)	(3,649,703)	(505,161)
Total Expenditures	**(3,704,705)**	**(3,010,814)**	**(3,144,542)**	**(3,649,703)**	**(3,649,703)**	**(505,161)**
Other Financing Sources (Uses)						
General Fund Contribution	0	0	0	(70,115,453)	(70,115,453)	(70,115,453)
Other Financing Sources (Uses)	**0**	**0**	**0**	**(70,115,453)**	**(70,115,453)**	**(70,115,453)**
Net Revenues (Expenditures)	**57,486,727**	**65,614,901**	**76,185,444**	**0**	**0**	**(76,185,444)**
Additional Funding Support						
1100 General Fund	(57,486,727)	(65,614,901)	(76,185,444)	0	0	76,185,444
Total Additional Funding Support	**(57,486,727)**	**(65,614,901)**	**(76,185,444)**	**0**	**0**	**76,185,444**
Staffing Positions						
Allocated Positions	0.00	0.00	0.00	0.00	0.00	0.00

SIGNIFICANT CHANGES

- The proposed revenue budget for the Taxes category has decreased by 13% or $9,252,636 due to reduced sales tax revenues based on prior year trends. In addition, the Board of Supervisors made a policy decision in February 2019 that pushed cannabis excise tax payments out a year and allowed for two installments, effectively reducing the anticipated cannabis excise tax revenue in half.
- The proposed revenue budget for the Fines, Forfeitures & Penalties category has increased by 100% or $2,133,000 due to moving code enforcement fines and penalties from the Code Enforcement budget unit to General Purpose Revenues.
- The proposed revenue budget for the Use of Money & Property category has increased by 20% or $56,000 due to additional interest revenue based on prior year trends.
- The proposed revenue budget for the Charges for Current Services category has increased by 100% or $734,717 due to changes in cost allocation charges as approved by the State Controller.
- The proposed revenue budget for the Other Revenues category has decreased by 64% or $220,108 due to a one-time Workers' Compensation reimbursement allocated in FY 2018-19.
- The proposed revenue budget for the Special Items category has increased by 16% or $505,161 due to changes in cost allocation charges as approved by the State Controller.
- The proposed Contribution to the General Fund has increased by 100% or $70,115,453 due to changes in local accounting practices requiring the budget be balanced with an offsetting Transfer Out. The proposed Contribution to the General Fund has actually decreased by 8% or $6,069,991 due primarily to additional Cannabis Excise Tax revenues that were anticipated in FY 2018-19. Due to policy decisions concerning the Cannabis Excise Tax, the additional revenue will not be realized.

TREASURER-TAX COLLECTOR

DEPARTMENTAL SUMMARY

ELECTED OFFICIAL
John Bartholomew, Treasurer-Tax Collector

The Treasurer-Tax Collector's department aspires to align treasury and tax collection services with the unique challenges and opportunities of the 21st century, and to provide competent and effective service to all County Citizens.

BUDGET TOTALS	FY 2019-20
Expenditures + Other Funding Uses	$ 2,017,284
Revenues + Other Funding Sources	$ 1,684,403
General Fund Contribution	$ 332,881
Personnel	16.0
% General Fund Contribution	16%

PROGRAM DISCUSSION BY BUDGET UNIT

The Treasurer-Tax Collector's department provides county-wide services not only to other county departments but also local government agencies not under the control of the Board of Supervisors. The department collects, safeguards, and invests the monies for the county, school districts and most of the special districts in Humboldt County.

1100 109 Treasury Expense: Represents costs related to all investment management, banking transaction and reconciliation services, and includes transaction and custodial service expenses for portfolio investments. Management of the county portfolio follows state mandated investment criteria in Government Codes 53601 & 53635. This budget unit tracks and segregates all treasury costs. These costs are fully reimbursed to the General Fund.

1100 112 Treasurer-Tax Collector: Performs collections for all taxing agencies including the county, cities, school districts and various special districts. This is a state mandated program in accordance with Revenue and Taxation codes 2501- 5911.

1100 114 Revenue Recovery: Represents costs of a Comprehensive Collection Program to collect court ordered debt for the Superior Court of Humboldt County under the provisions of Penal Code Sections 1463.007 and 1463.010.

This program supports the Board of Supervisors' Strategic Framework by investing in County employees and fostering transparent, accessible, welcoming and user-friendly services.

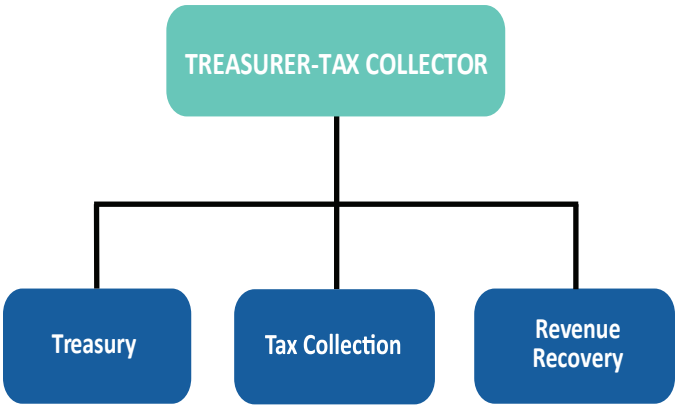

FY 2019-20 PROPOSED TREASURER-TAX COLLECTOR BUDGET

	2016-17 Actual	2017-18 Actual	2018-19 Adjusted	2019-20 Requested	2019-20 Proposed	Increase (Decrease)
Revenues						
Taxes	1,938,533	37,727	205,166	203,883	203,883	(1,283)
Licenses and Permits	71,577	73,857	63,000	63,000	63,000	0
Use of Money and Property	198,412	266,461	0	0	0	0
Other Governmental Agencies	20,015	33,590	22,121	21,020	21,020	(1,101)
Charges for Current Services	1,313,107	1,228,887	1,252,664	972,264	972,264	(280,400)
Other Revenues	1,968,717	2,190,038	375,700	424,236	424,236	48,536
Not Applicable	4,432,325	5,184,757	0	0	0	0
Total Revenues	**9,942,686**	**9,015,317**	**1,918,651**	**1,684,403**	**1,684,403**	**(234,248)**
Expenditures						
Salaries & Employee Benefits	1,090,277	1,034,414	1,118,214	1,164,426	1,164,426	46,212
Services and Supplies	583,289	633,016	710,953	671,980	671,980	(38,973)
Other Charges	343,583	391,525	368,124	166,389	166,389	(201,735)
Fixed Assets	5,200	39,018	0	0	0	0
Other Financing Uses	6,761,650	7,496,070	0	0	0	0
Total Expenditures	**8,783,999**	**9,594,043**	**2,197,291**	**2,002,795**	**2,002,795**	**(194,496)**
Other Financing Sources (Uses)						
Other Financing Sources	0	0	0	(14,489)	(14,489)	(14,489)
General Fund Contribution	0	0	0	332,881	332,881	332,881
Other Financing Sources (Uses)	**0**	**0**	**0**	**318,392**	**318,392**	**318,392**
Net Revenues (Expenditures)	**1,158,687**	**(578,726)**	**(278,640)**	**0**	**0**	**278,640**
Additional Funding Support						
1100 General Fund	40,164	179,088	278,640	0	0	(278,640)
Total Additional Funding Support	**40,164**	**179,088**	**278,640**	**0**	**0**	**(278,640)**
Staffing Positions						
Allocated Positions	17.00	17.00	16.00	16.00	16.00	0.00



FISCAL YEAR 2019-20

TOTAL REVENUES

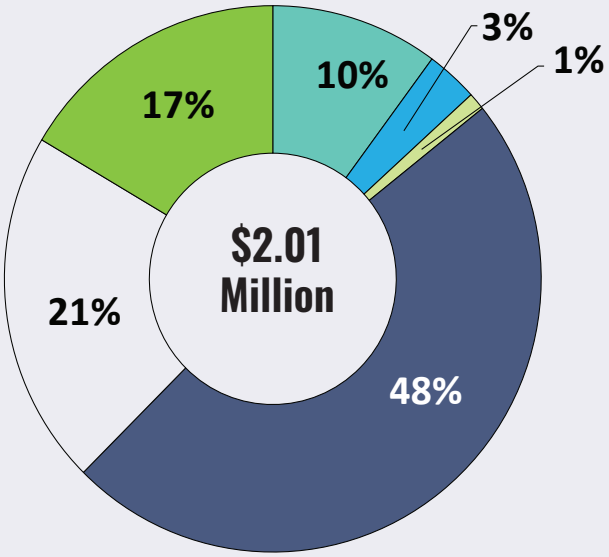

- Taxes
- Licenses and Permits
- Other Governmental Agencies
- Charges for Current Services
- Other Revenues
- General Fund Contribution

TOTAL EXPENDITURES

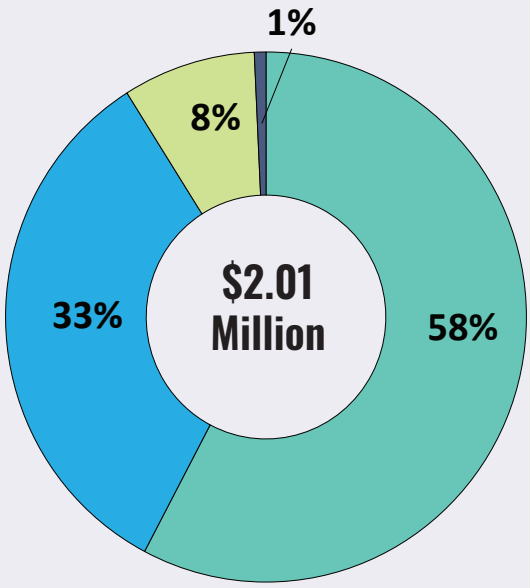

- Salaries & Employee Benefits
- Services and Supplies
- Other Charges
- Other Financing Sources

BY PROGRAM AREA

PERMANENT POSITIONS



EXPENDITURES

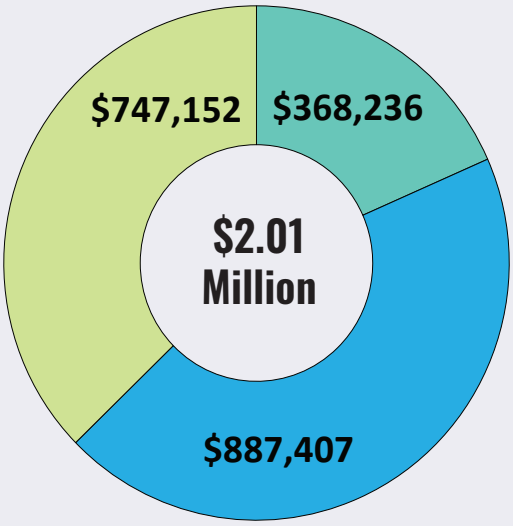

- Treasury Expense
- Treasurer-Tax Collector
- Revenue Recovery

ACCOMPLISHMENTS & GOALS

- Managed resources to ensure sustainability through increased liquidity levels in the county portfolio above normal cash flow requirements in order to accommodate CalPERS annual funding in July of 2018, versus through-out the year, and saved approximately $ 400,000 in interest costs.
- Facilitated the establishment of local revenue sources to address local needs by processing and reconciling dramatically increased cash transactions due to ramped up excise tax collection requirements without additional staffing.
- Provided for community-appropriate levels of service while at the same time working through a property tax billing problem caused by an outside source which increased workload requirements while having one staff member allocation vacant.
- Facilitated public/private partnership to solve problems by developing an excise tax collection module with our business license and transient occupancy tax operating system provider in order to effectively bill, collect, and track all excise taxes.
- Managed resources to ensure sustainability of services by restructuring Revenue Recovery operations and reducing staffing levels through attrition to match work-load requirements.
- Manage resources to ensure sustainability by working towards the most effective and efficient staffing levels across the three budget units which best facilitates the highest level of public service.
- Build inter-jurisdictional and regional cooperation through an interface with other county departments to smooth excise tax operations and better serve the public with a consistent revenue stream while at the same time engaging and understanding the cannabis industry to support their interests for a sustainable future.
- Manage resources to ensure sustainability by negotiating a long-term cooperative plan for court collection requirements which is cost effective and treats all citizens fairly and equitably.



FY 2019-20 PROPOSED BUDGET TABLE — TREASURY EXPENSE 1100-109

	2016-17 Actual	2017-18 Actual	2018-19 Adjusted	2019-20 Requested	2019-20 Proposed	Increase (Decrease)
Revenues						
Other Revenues	280,694	301,652	324,700	368,236	368,236	43,536
Total Revenues	**280,694**	**301,652**	**324,700**	**368,236**	**368,236**	**43,536**
Expenditures						
Salaries & Employee Benefits	0	0	0	195,135	195,135	195,135
Services and Supplies	139,059	161,338	155,700	172,900	172,900	17,200
Other Charges	141,635	140,552	169,000	201	201	(168,799)
Total Expenditures	**280,694**	**301,890**	**324,700**	**368,236**	**368,236**	**43,536**
Net Revenues (Expenditures)	**0**	**(238)**	**0**	**0**	**0**	**0**
Additional Funding Support						
1100 General Fund	0	238	0	0	0	0
Total Additional Funding Support	**0**	**238**	**0**	**0**	**0**	**0**
Staffing Positions						
Allocated Positions	0.00	0.00	0.00	0.00	0.00	0.00

SIGNIFICANT CHANGES

- The proposed revenue budget for the Other Revenues category has increased by 13% or $43,536 due to an increase in revenues to fund an Assistant Treasurer-Tax Collector for ongoing management requirements.
- The proposed expenditure budget for the Salaries & Employee Benefits category has increased by 14% or $26,630 due to the cost share for the allocation of an Assistant Treasurer-Tax Collector position that will spend a portion of time overseeing Treasury activities. In addition, due to changes in local accounting practices, salaries reimbursed are no longer reflected as "Other Charges."
- The proposed expenditure budget for the Services & Supplies category has increased by 10% or $17,200 due to costs in professional services that were increased to cover potential bank cost increases.
- The proposed expenditure budget for the Services & Supplies category has increased by 10% or $17,200 due to costs in professional services that were increased to cover potential bank cost increases.

ADDITIONAL FUNDING REQUESTS

Treasury Expense has submitted no additional funding requests.

PERSONNEL

There are no personnel changes.



FY 2019-20 PROPOSED BUDGET TABLE — TREASURER-TAX COLLECTOR 1100-112

	2016-17 Actual	2017-18 Actual	2018-19 Adjusted	2019-20 Requested	2019-20 Proposed	Increase (Decrease)
Revenues						
Taxes	246,644	225,086	205,166	203,883	203,883	(1,283)
Licenses and Permits	71,554	73,857	63,000	63,000	63,000	0
Charges for Current Services	269,831	262,197	232,164	229,264	229,264	(2,900)
Other Revenues	50,173	55,782	50,000	55,000	55,000	5,000
Total Revenues	**638,202**	**616,922**	**550,330**	**551,147**	**551,147**	**817**
Expenditures						
Salaries & Employee Benefits	493,392	485,439	521,604	520,850	520,850	(754)
Services and Supplies	168,810	182,923	226,275	233,606	233,606	7,331
Other Charges	120,856	122,206	128,920	132,951	132,951	4,031
Fixed Assets	5,200	0	0	0	0	0
Total Expenditures	**788,258**	**790,568**	**876,799**	**887,407**	**887,407**	**10,608**
Other Financing Sources (Uses)						
General Fund Contribution	0	0	0	336,260	336,260	336,260
Other Financing Sources (Uses)	**0**	**0**	**0**	**336,260**	**336,260**	**336,260**
Net Revenues (Expenditures)	**(150,056)**	**(173,646)**	**(326,469)**	**0**	**0**	**326,469**
Additional Funding Support						
1100 General Fund	150,056	173,646	326,469	0	0	(326,469)
Total Additional Funding Support	**150,056**	**173,646**	**326,469**	**0**	**0**	**(326,469)**
Staffing Positions						
Allocated Positions	8.00	8.00	8.00	9.00	9.00	1.00

SIGNIFICANT CHANGES

There are no significant changes. The salary expense associated to the increase in 1.0 FTE Assistant Treasurer-Tax Collector is funded through a reimbursement from the Treasury Expense and Revenue Recovery.



ADDITIONAL FUNDING REQUESTS

The Treasurer-Tax Collector has submitted no additional funding requests.

PERSONNEL

An increase of 1.0 FTE is proposed. The increase is due to the allocation of the Assistant Treasurer-Tax Collector position. This position will be responsible for managing Treasury Division (2/3) and the Revenue Recovery Division (1/3). The majority of the Assistant Treasurer-Tax Collectors pay will be attributed to management of treasury operations which per Government Code 27013 may be deducted from gross interest earnings of the investment pool.

Allocate

1.0 Assistant Treasurer-Tax Collector

FY 2019-20 PROPOSED BUDGET TABLE — REVENUE RECOVERY 1100-114

	2016-17 Actual	2017-18 Actual	2018-19 Adjusted	2019-20 Requested	2019-20 Proposed	Increase (Decrease)
Revenues						
Other Governmental Agencies	20,015	33,590	22,121	21,020	21,020	(1,101)
Charges for Current Services	1,043,274	966,690	1,020,500	743,000	743,000	(277,500)
Other Revenues	0	0	1,000	1,000	1,000	0
Total Revenues	**1,063,289**	**1,000,280**	**1,043,621**	**765,020**	**765,020**	**(278,601)**
Expenditures						
Salaries & Employee Benefits	596,885	548,975	596,610	448,441	448,441	(148,169)
Services and Supplies	275,420	288,724	328,978	265,474	265,474	(63,504)
Other Charges	81,092	128,767	70,204	33,237	33,237	(36,967)
Fixed Assets	0	39,018	0	0	0	0
Total Expenditures	**953,397**	**1,005,484**	**995,792**	**747,152**	**747,152**	**(248,640)**
Other Financing Sources (Uses)						
Other Financing Sources	0	0	0	(14,489)	(14,489)	(14,489)
General Fund Contribution	0	0	0	(3,379)	(3,379)	(3,379)
Other Financing Sources (Uses)	**0**	**0**	**0**	**(17,868)**	**(17,868)**	**(17,868)**
Net Revenues (Expenditures)	**109,892**	**(5,204)**	**47,829**	**0**	**0**	**(47,829)**
Additional Funding Support						
1100 General Fund	(109,892)	5,204	(47,829)	0	0	47,829
Total Additional Funding Support	**(109,892)**	**5,204**	**(47,829)**	**0**	**0**	**47,829**
Staffing Positions						
Allocated Positions	9.00	9.00	8.00	7.00	7.00	(1.00)

SIGNIFICANT CHANGES

- The proposed revenue budget for the Other Revenues category has decreased by 27% or $277,500 due to Revenue Recovery reduced collections for county departments and from a slowdown of accounts being referred by the Humboldt Superior Court.
- The proposed Contribution to the General Fund Contribution has decreased by 100% or $3,379 due to changes in local accounting practices. Contributions to the General Fund are now reflected as "Other Financing Sources (Uses)". The actual contribution to the General Fund has decreased by 100% or $51,208.
- The proposed expenditure budget for the Salaries & Employee Benefits category has decreased by 25% or $148,169 due to deallocation of 1.0 FTE Revenue Recovery Officer I/II and leaving 2.0 FTE vacant and unfunded until a cooperative plan is established with the Court and workload is understood.
- The proposed expenditure budget for the Services & Supplies category has decreased by 19% or $63,504 due to a decrease in Franchise Tax Board collection charges due to reduced workload.
- The proposed expenditure budget for the Other Charges category has decreased by 53% or $36,967 due to changes in cost allocation charges as approved by the State Controller. In addition, cost allocation charges are now reflected as "Other Financing Uses".
- The proposed expenditure for the Other Financing Uses category has increased by 100% or $14,489 due to changes in local accounting practices. Cost allocation charges are now reflected as "Other Financing Uses."

ADDITIONAL FUNDING REQUESTS

Revenue Recovery has submitted no additional funding requests.

PERSONNEL

A decrease of 1.0 FTE is proposed. The decrease is due to reduced workload resulting from Revenue Recovery no longer collecting county department debt unrelated to court fees. Restructuring changes related to negotiations with the Court for a cooperative agreement allows for a reduction of one Revenue Recovery Officer I/II.

Deallocate

1.0 Revenue Recovery Officer I/II

COUNTY OF HUMBOLDT
The Home of the Redwoods

FY 2019-20
PROPOSED BUDGET



SECTION C:
Law & Justice

Child Support Services
Courts - County Contribution
District Attorney
Grand Jury
Probation
Public Defender
Sheriff-Coroner

CHILD SUPPORT SERVICES

DEPARTMENTAL SUMMARY (1380 206)

DEPARTMENT HEAD

Lisa Dugan, Child Support Services Director

The mission of the California Child Support Program is to promote the well-being of children and the self-sufficiency of families by delivering first-rate child support and health insurance, and the collection and accurate distribution of court-ordered child support that helps both parents meet the financial, medical and emotional needs of their children. The receipt of child support provides economic stability to families, often helps raise families out of poverty and directly corresponds with a greater degree of children's success in school as well as in later years.

BUDGET TOTALS	FY 2019-20
Expenditures + Other Funding Uses	$ 5,166,250
Revenues + Other Funding Sources	$ 5,166250
General Fund Contribution	$ 0
Personnel	48.0
% General Fund Contribution	0%

PROGRAM DISCUSSION BY BUDGET UNIT

Since 1975, federal law has mandated that all states operate a child support enforcement program. To ensure uniformity of effort statewide, California Family Code Sections 17000-17802 require each California county to have a stand-alone child support department which must enter into a plan of cooperation with the California Department of Child Support Services (CDCSS) for the undertaking of child support services. The Child Support program is a safety net, helping families become financially self-reliant and at times giving children greater access to the resources of both parents.

The department is state and federally funded. No County General Fund dollars are expended. CDCSS determines local allocation amounts for California counties. Emphasis is shifting at the federal level from that of an enforcement program to that of a "safety net" program. CDCSS now utilizes "practice indicators" - the timeliness of obtaining orders, time to first child support payment, and percentage of cases where the order is arrived at by "stipulated" agreement rather than court determination.

In response to a decade of decline in caseload both statewide and locally, NCRDCSS partnered with a learning-marketing company to create an informational video. The video received national attention, won a Child Support Director's Association (CSDA) statewide award, and is currently in use by a large number of California counties. The white board animation describes the significant changes the department has undertaken in its efforts to become more customer-centric. The video can be viewed at **humboldtgov.org/ChildSupport**.

The philosophical change in the program has created the need for department-wide retooling: hiring for enhanced communication skills, providing mediation and negotiation training, increasing customer feedback, and continuing a culture of collaboration, engagement, and innovation.

In California, less siloed delivery models are being used to maximize program funding and improve service delivery. DCSS provides regionalized child support and shared services. On January 1, 2016, Humboldt County DCSS joined Trinity County DCSS to provide high quality services at reduced costs over time resulting from a centralized administration.

This program supports the Board of Supervisors' Strategic Framework by enforcing laws and regulations to protect residents, protecting vulnerable populations, supporting self-reliance of citizens, and seeking outside funding sources to benefit Humboldt County needs.

FY 2019-20 PROPOSED BUDGET TABLE — CHILD SUPPORT 1380-206

	2016-17 Actual	2017-18 Actual	2018-19 Adjusted	2019-20 Requested	2019-20 Proposed	Increase (Decrease)
Revenues						
Use of Money and Property	20,579	27,185	12,000	15,000	15,000	3,000
Other Governmental Agencies	4,257,579	4,399,579	5,151,250	5,151,250	5,151,250	0
Charges for Current Services	735	0	0	0	0	0
Other Revenues	14,227	20,095	9,983	0	0	(9,983)
Total Revenues	**4,293,120**	**4,446,859**	**5,173,233**	**5,166,250**	**5,166,250**	**(6,983)**
Expenditures						
Salaries & Employee Benefits	3,339,299	3,498,760	3,994,167	4,136,910	4,136,910	142,743
Services and Supplies	580,303	658,564	778,210	896,276	877,969	99,759
Other Charges	148,196	133,762	178,856	107,539	107,539	(71,317)
Fixed Assets	6,770	90,738	222,000	0	0	(222,000)
Total Expenditures	**4,074,568**	**4,381,824**	**5,173,233**	**5,140,725**	**5,122,418**	**(50,815)**
Other Financing Sources (Uses)						
Other Financing Uses	0	0	0	(25,525)	(43,832)	(43,832)
Other Financing Sources (Uses)	**0**	**0**	**0**	**(25,525)**	**(43,832)**	**(43,832)**
Net Revenues (Expenditures)	**218,552**	**65,035**	**0**	**0**	**0**	**0**
Additional Funding Support						
1380 Child Support Services	(218,552)	(65,035)	0	0	0	0
Total Additional Funding Support	**(218,552)**	**(65,035)**	**0**	**0**	**0**	**0**
Staffing Positions						
Allocated Positions	57.00	54.00	50.00	48.00	48.00	(2.00)

SIGNIFICANT CHANGES

- The proposed expenditure budget for the Services & Supplies category has increased by 13% or $99,759 due changes in local accounting practices. Funding for potential building remodel has been placed in the Services & Supplies category rather than Fixed Assets.
- The proposed expenditure budget for the Other Charges category has decreased by 40% or $71,317 due to changes in local accounting practices. Cost allocation charges are now reflected as "Other Financing Uses," as opposed to "Other Charges."
- The proposed expenditure budget for Fixed Assets has decreased by 100% or $222,000 due to changes in local accounting practices. Funding for potential building remodel has been placed in the Services & Supplies category rather than Fixed Assets.
- The proposed revenue budget for the Other Financing Sources category has increased by 100% or $43,832 due to Changes in local accounting practices. Cost allocation charges are now reflected as "other Financing sues," as opposed to "Other Charges."

ADDITIONAL FUNDING REQUESTS

DCSS submitted no additional funding requests.

PERSONNEL

An decrease of 2.0 FTE is proposed. The decrease is due to eliminating positions that have been vacant and are not anticipated to be filled.

Deallocate

1.0 Child Support Specialist I/II
1.0 Child Support Specialist III

BOARD ADOPTED

The Board adopted this budget as recommended.

FY 2019-20

TOTAL REVENUES

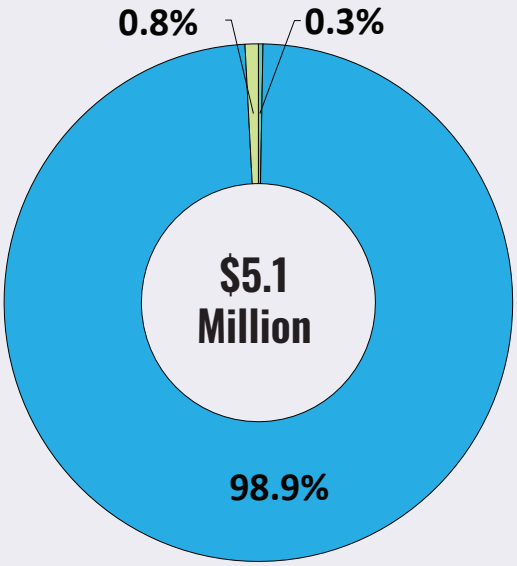

TOTAL EXPENDITURES

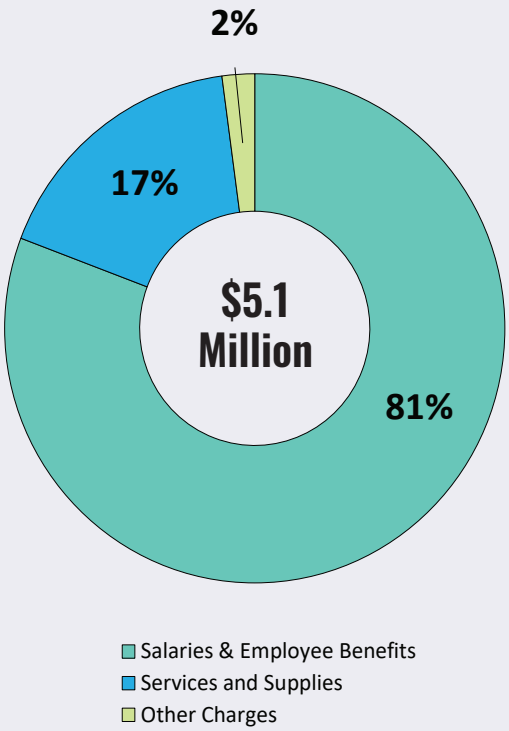

BY PROGRAM AREA

PERMANENT POSITIONS

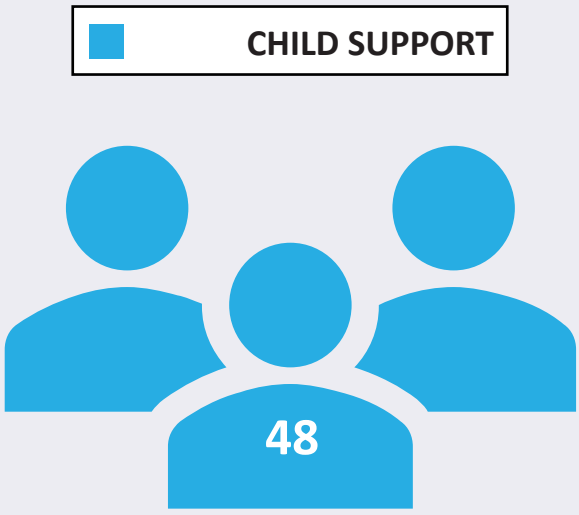

EXPENDITURES

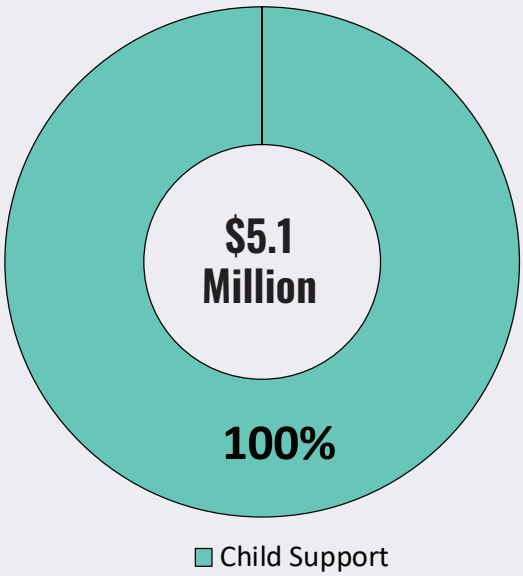

ACCOMPLISHMENTS & GOALS

- Fostered transparent, accessible, welcoming and user-friendly services through support meetings where parents are offered a chance to meet in the office with staff and provided a chance to come to a "stipulated" agreement on support terms that work best for their family. This method is faster and less contentious than the traditional court process.
- Provided community-appropriate levels of service by becoming "champions for every family in flux", and offering free financial coaching for parents who are paying or receiving child support. The department is the first in the nation to provide these services. In addition, the department provides extensive training to employees to assist families with financial coaching.
- Built interjurisdictional and regional cooperation with the receipt of the Workers' Compensation Center of Excellence Award from the California State Association of Counties by providing specialized child support services to other California counties, and maximizing Child Support collections from Workers' Compensation payments. NCRDCSS provides shared services to 17 additional California counties, leveraging its expertise in collecting child support on Workers' Compensation cases.
- Invited civic engagement and awareness of available services by receiving the Program Awareness Award from the California State DCSS in 2018. NCRDCSS garnered local and national press with efforts informing the cannabis industry on the potential loss of permits or licenses due to child support noncompliance in the future.
- Protected vulnerable populations by collecting and distributing $9,388,201 between July 2017 and June 2018. These funds were distributed to families as direct support and to local, state and federal jurisdictions as reimbursement for aid expended by families.
- Fostered transparent, accessible, welcoming and user friendly services by developing a process to improve child support collections for workers compensation cases.
- Foster transparent, accessible, welcoming and user-friendly services and to facilitate public/private partnerships to solve problems by working closely with the Center in McKinleyville collaborative, which is being created to bring more holistic services to families in our communities, through expanded services and collaborating with other agencies to better serve the community.
- Build inter-jurisdictional and regional cooperation by creating for the first time, a legislative platform that supports additional program funding at the state level as well as legislative changes that enable the program to have more flexibly in the direction of supporting families at or near the poverty level.
- Provide transparent, accessible, welcoming and user-friendly services decreasing the average number of days it takes to submit payment to a family after a case is opened by focusing on improvements to the internal process and providing training to staff to support these improvements.
- Invest in county employees and foster transparent, accessible, welcoming and user-friendly services by providing ongoing digital training for Workers' Compensation Enforcement, identifying and addressing the processes at all levels to improve Child Support Collections from Workers' Compensation and welcoming new counties to the Workers' Compensation Center of Excellence.
- Invest in county employees and foster transparent, accessible, welcoming and user-friendly services by continuing the expansion of mediation training and financial coaching training to staff as well as expand public awareness of the family support meetings and financial coaching offered at Child Support through outreach, advertising and education.

COURTS - COUNTY CONTRIBUTION (1100 250)

DEPARTMENT HEAD
Amy S. Nilsen, County Administrative Officer

Pursuant to the Trial Court Funding Act of 1997 as well as subsequent agreements, the county is responsible for payment of certain costs including indigent defense funding and also receives some court-generated revenues. Budget unit 250 was established to account for these funds. This program is part of the County Administrative Office.

BUDGET TOTALS		FY 2019-20
Expenditures + Other Funding Uses	$	2,213,374
Revenues + Other Funding Sources	$	1,276,801
General Fund Contribution	$	936,573
Personnel		0.0
% General Fund Contribution		42%

PROGRAM DISCUSSION BY BUDGET UNIT

In 1997, the state assumed responsibility for operations and funding of the Superior Court. This culminated with a Joint Occupancy Agreement in June 2007, which specifies the terms of court/county sharing of the county courthouse.

The Trial Court Funding Act requires each county and its respective Superior Court to enter into a Memorandum of Understanding (MOU) regarding the specific services the county will provide to the court and how the county will be repaid. The county entered into the initial MOU with the court in 1998. That document was updated in 2007, 2010 and further revised in January 2014. The current MOU has no expiration date and will stay in effect unless terminated by the court or county.

This budget unit is administered by the County Administrative Office, but the county has little control over either the revenues or the expenditures that flow through the budget unit.

The budget includes the required county contribution of $933,601, which is a fixed, direct payment to the state toward operation of the court system. In addition, there is also a fixed payment to the state of $177,273 for the Court Facilities Payment. Also included are appropriations for outside counsel, investigators and experts for indigent defense that could not be assigned to the Public Defender's office.

Some of these costs are offset by a portion of court fine and forfeiture revenues that are allocated to the county.

This program supports the Board of Supervisors' Strategic Framework by enforcing laws and regulations to protect citizens, protecting vulnerable populations, and providing community-appropriate levels of service.



FY 2019-20 PROPOSED BUDGET TABLE — COURTS-COUNTY CONTRIBUTION 1100-250

	2016-17 Actual	2017-18 Actual	2018-19 Adjusted	2019-20 Requested	2019-20 Proposed	Increase (Decrease)
Revenues						
Fines, Forfeits and Penalties	1,103,253	1,204,409	1,180,400	1,161,801	1,161,801	(18,599)
Charges for Current Services	114,062	125,108	100,200	115,000	115,000	14,800
Total Revenues	**1,217,315**	**1,329,517**	**1,280,600**	**1,276,801**	**1,276,801**	**(3,799)**
Expenditures						
Services and Supplies	952,287	1,274,792	1,106,300	1,102,500	1,102,500	(3,800)
Other Charges	1,110,874	1,110,874	1,110,873	1,110,874	1,110,874	1
Total Expenditures	**2,063,161**	**2,385,666**	**2,217,173**	**2,213,374**	**2,213,374**	**(3,799)**
Other Financing Sources (Uses)						
General Fund Contribution	0	0	0	936,573	936,573	936,573
Other Financing Sources (Uses)	**0**	**0**	**0**	**936,573**	**936,573**	**936,573**
Net Revenues (Expenditures)	**(845,846)**	**(1,056,149)**	**(936,573)**	**0**	**0**	**936,573**
Additional Funding Support						
1100 General Fund	845,846	1,056,149	936,573	0	0	(936,573)
Total Additional Funding Support	**845,846**	**1,056,149**	**936,573**	**0**	**0**	**(936,573)**
Staffing Positions						
Allocated Positions	0.00	0.00	0.00	0.00	0.00	0.00

SIGNIFICANT CHANGES

- The proposed revenue budget for the Charges for Current Services category has increased by 15% or $14,800 due to anticipated increases based on historical trends.
- The proposed General Fund Contribution has increased by 100% or $936,573 due to changes in local accounting practices. Contributions from the General Fund are now reflected as "Other Financing Sources (Uses)." The proposed General Fund Contribution has not actually changed.



DISTRICT ATTORNEY

ELECTED OFFICIAL
Maggie Fleming, District Attorney

The Humboldt County District Attorney's Office seeks to achieve justice and promote public safety through ethical and effective prosecution of crime and other contributions to crime prevention.

BUDGET TOTALS		FY 2019-20
Expenditures + Other Funding Uses	$	7,671,794
Revenues + Other Funding Sources	$	3,625,054
General Fund Contribution	$	4,046,740
Personnel		62.3
% General Fund Contribution		52%

PROGRAM DISCUSSION BY BUDGET UNIT

The primary responsibility of the District Attorney (DA) is to seek justice. This responsibility includes, but is not limited to, ensuring that the guilty are held accountable, that the innocent are protected from unwarranted harm, and that the rights of all participants, particularly victims of crime, are respected. The District Attorney must exercise independent judgment in reaching decisions while taking into account the interest of victims, witnesses, law enforcement officers, suspects, defendants and those members of society who have no direct interest in a particular case but who are nonetheless affected by its outcome.

The District Attorney's Office includes the following budget units:

1100 205 District Attorney

This is the main operational budget for the District Attorney's Office and it funds the core functions of the office which include, but are not limited to, the receipt and review of all state and county law enforcement and regulatory agency reports for a determination of whether there is sufficient evidence to charge a criminal case, the review and/or preparation of search and arrest warrants, the investigation and prosecution of all criminal cases, litigation of bail and own recognizance hearings, preliminary hearings, motions to suppress, pre-trial motions, criminal jury and court trials, sentencing hearings, probation violations, mental competency hearings, sexually violent mentally disordered offender commitment extension hearings, juvenile offenses, misdemeanor appeals, writs of habeas corpus, forfeiture actions, parole violations, unfair business practice lawsuits and attending parole hearings at prisons throughout the state.

1100 208 Victim-Witness Program

This budget unit provides the following services to victims of crime: crisis intervention, emergency assistance, case information and referral, case status, disposition and tracking information, Court orientation, escort and support, restraining order assistance, and assistance with applying/submitting Victim of Crime applications to the State of California Victim Compensation Board. Additional services are provided for victim's unique needs.

The Victim Witness Assistance Program was created to help reduce the trauma that victims of crime experience. Advocates and other staff are available to answer questions, provide support to victims and families as well as help them navigate the Criminal Justice System.

The Victim Witness Assistance Program provides these services to crime victims and their family members.

This program is grant funded by the California Office of Emergency Services.

1100 211 Child Abuse Services Team

This budget unit serves the Humboldt County Child Abuse Services Team (CAST). CAST is a multi-disciplinary

team, serving the children and families of Northern California since 1996. The team is comprised of Law Enforcement, Child Welfare Services, County Mental Health Clinicians, the District Attorney's Office, North Coast Rape Crisis and Tribal Social Services.

CAST is a multi-agency organization, recognized by the National Children's Alliance, that: prevents child abuse and keeps children safe by providing child sexual abuse prevention education; reduces costs by sharing resources; provides efficient and coordinated investigations of child abuse between law enforcement, Child Welfare Services and the District Attorney's Office; increases successful prosecutions of child abusers; provides victims of child abuse with forensic medical exams and referrals for mental health services; and provides training and education to law enforcement and the community on effective, minimally intrusive investigations of child abuse allegations.

Funding is provided by the District Attorney's Office, Department of Health and Human Services, and a grant awarded to Humboldt County CAST through the California Governor's Office of Emergency Services and a community grant assistance with Coast Central Credit Union.

1100 220 Victim Witness Compensation Unit

This budget unit serves the Humboldt County Victim Witness Compensation unit, which assists crime victims by verifying and submitting claims for financial losses that occur due to crime to the State of California Victim Compensation Board. By verifying eligibility and processing claims locally, this program expedites reimbursement to victims and health care providers. The program provides: emergency funding for funeral and burial costs, relocation costs to victims of domestic violence and/or sexual assault crimes, crime scene clean-up expenses, and other verified emergency expenses.

The Humboldt County District Attorney Victim Witness unit has one of the twenty-two Joint Power contracts with State of California Victim Compensation Board, which allows Humboldt to process all victim of crime applications for both Humboldt and Mendocino Counties along with providing back up to other counties through out the State of California.

1100 291 Unserved/Underserved Victim Advocacy & Outreach

This budget unit's objective is outreach to all Native American victims of crime and all victims within the Native American Community, as well as education and collaboration with both tribal and non-tribal entities to better serve the Native American population, which has been historically underserved in this community.

The program focuses on providing support, assistance, and education for domestic violence, sexual assault, homicide, elder abuse and hate crimes.

The Unserved/Underserved Victim Advocacy and Outreach program is grant funded through the Governor's Office of Emergency Services under the Victim of Crime Act (VOCA). This is a competitive grant for the first year of a five year cycle, non-competitive for the reapplication the following four years.

1100 295 District Attorney Measure Z

This budget unit manages the Measure Z allocations that are approved by the Board of Supervisors. More information on this budget unit is available later in this section.

This program supports the Board of Supervisors' Strategic Framework by enforcing laws and regulations to protect residents, protecting vulnerable populations, creating opportunities for improved safety and health, fostering transparent, accessible, welcoming and user-friendly services, seeking outside funding sources to benefit Humboldt County needs, facilitating public/private partnerships to solve problems, and building interjurisdictional and regional cooperation.



FY 2019-20 PROPOSED DISTRICT ATTORNEY BUDGET

	2016-17 Actual	2017-18 Actual	2018-19 Adjusted	2019-20 Requested	2019-20 Proposed	Increase (Decrease)
Revenues						
Other Governmental Agencies	2,155,744	2,352,224	2,522,394	2,707,879	2,707,879	185,485
Charges for Current Services	14,332	13,335	40,000	40,000	40,000	0
Other Revenues	571,501	444,159	814,827	877,175	877,175	62,348
Total Revenues	**2,741,577**	**2,809,718**	**3,377,221**	**3,625,054**	**3,625,054**	**247,833**
Expenditures						
Salaries & Employee Benefits	5,300,331	5,588,657	6,175,855	6,702,626	6,301,884	126,029
Services and Supplies	649,617	721,441	961,616	866,515	866,515	(95,101)
Other Charges	197,645	308,719	295,346	252,778	252,778	(42,568)
Fixed Assets	55,177	58,314	262,334	211,000	211,000	(51,334)
Special Items	(269,272)	(292,798)	(230,000)	0	0	230,000
Total Expenditures	**5,933,498**	**6,384,333**	**7,465,151**	**8,032,919**	**7,632,177**	**167,026**
Other Financing Sources (Uses)						
Special Items	**(16,259)**	**16,259**	**159,035**	**0**	**0**	**(159,035)**
Other Financing Sources	**0**	**0**	**0**	**(39,617)**	**(39,617)**	**(39,617)**
General Fund Contribution	**0**	**0**	**0**	**4,447,482**	**4,046,740**	**4,046,740**
Other Financing Sources (Uses)	**(16,259)**	**16,259**	**159,035**	**4,407,865**	**4,007,123**	**3,848,088**
Net Revenues (Expenditures)	**(3,208,180)**	**(3,558,356)**	**(3,928,895)**	**0**	**0**	**3,928,895**
Additional Funding Support						
1100 General Fund	3,191,921	3,558,356	3,928,895	0	0	(3,928,895)
Total Additional Funding Support	**3,191,921**	**3,558,356**	**3,928,895**	**0**	**0**	**(3,928,895)**
Staffing Positions						
Allocated Positions	57.30	58.30	58.30	66.3	62.3	4.00

ACCOMPLISHMENTS & GOALS

- Enforced laws and regulations to protect residents: Reviewed over 9,000 reports from local law enforcement agencies to determine if there was sufficient evidence to file criminal charges; filed 1,267 felonies and 3,725 misdemeanors; prosecuted 20 felony jury trials including two homicides, three sexual assault cases and eight serious/violent crimes, and 13 misdemeanor trials including eight DUI cases, an illegal dumping case and an animal cruelty case; and appeared at California prison parole hearings of violent offenders who are facing life sentences.
- Built interjurisdictional and regional cooperation by meeting with law enforcement agencies and probation to foster intra- and inter-agency cooperation; worked with the Humboldt County Office of Education and the Humboldt County Superior Court in addressing school attendance issues through a special court.
- Created opportunities for improved safety and health by responding to the Department of Corrections request for input on the release of inmates who have been sentenced pursuant to the Second Strikes Law.
- Continue to seek outside funding sources to benefit Humboldt County needs through community programs and grant awards that support the needs of the community.
- Streamline law enforcement report submission process by enhancing our case management system to receive electronic report submission, thereby fostering transparent, accessible, welcoming and user-friendly services.
- Facilitate public/private partnerships by continuing to work with community and county organizations to address pretrial services for those with mental health or substance abuse issues.
- Build interjurisdictional and regional cooperation by continuing community outreach to organizations and schools to share information about issues affecting public safety and the criminal justice process.

FISCAL YEAR 2019-20

TOTAL REVENUES

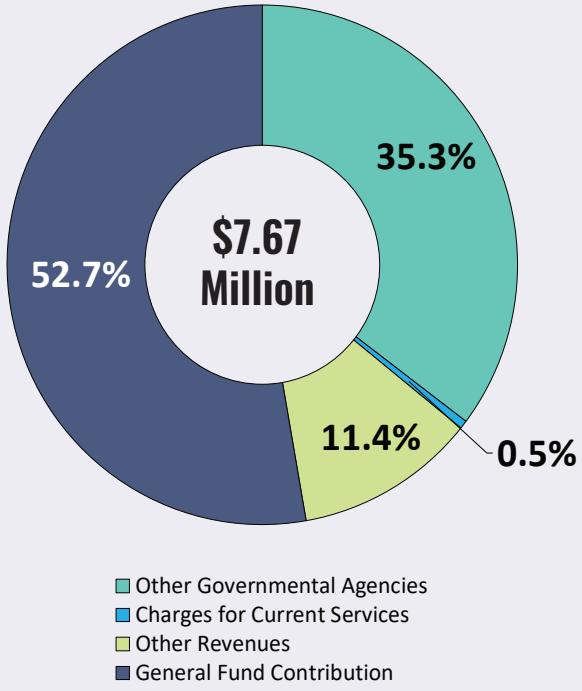

TOTAL EXPENDITURES

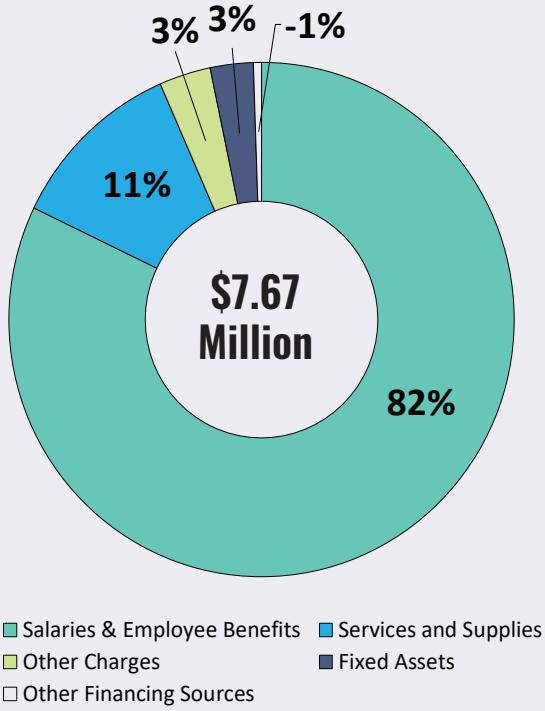

BY PROGRAM AREA

PERMANENT POSITIONS

DISTRICT ATTORNEY 205	37
VICTIM WITNESS 208	4.5
CHILD ABUSE SERVICES TEAM 211	5
VICTIM WITNESS COMPENSATION 220	1.8
VICTIM ADVOCACY/OUTREACH 291	2
DA MEASURE Z 295	12

EXPENDITURES

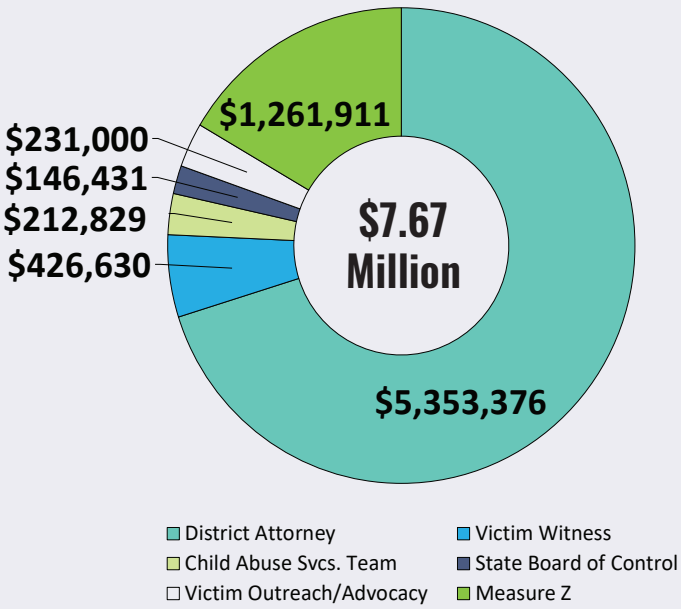

FY 2019-20 PROPOSED BUDGET TABLE — DISTRICT ATTORNEY 1100-205

	2016-17 Actual	2017-18 Actual	2018-19 Adjusted	2019-20 Requested	2019-20 Proposed	Increase (Decrease)
Revenues						
Other Governmental Agencies	1,656,863	1,770,040	1,699,612	1,731,709	1,731,709	32,097
Charges for Current Services	5,332	6,335	40,000	40,000	40,000	0
Other Revenues	519,710	444,159	814,827	877,175	877,175	62,348
Total Revenues	**2,181,905**	**2,220,534**	**2,554,439**	**2,648,884**	**2,648,884**	**94,445**
Expenditures						
Salaries & Employee Benefits	3,743,478	3,943,157	4,215,282	4,376,794	4,376,794	161,512
Services and Supplies	529,940	466,877	554,534	561,664	561,664	7,130
Other Charges	165,317	198,951	242,222	203,918	203,918	(38,304)
Fixed Assets	30,756	20,906	227,334	211,000	211,000	(16,334)
Special Items	(39,272)	0	0	0	0	0
Total Expenditures	**4,430,219**	**4,629,891**	**5,239,372**	**5,353,376**	**5,353,376**	**114,004**
Other Financing Sources (Uses)						
General Fund Contribution	0	0	0	2,704,492	2,704,492	2,704,492
Other Financing Sources (Uses)	**0**	**0**	**0**	**2,704,492**	**2,704,492**	**2,704,492**
Net Revenues (Expenditures)	**(2,248,314)**	**(2,409,357)**	**(2,684,933)**	**0**	**0**	**2,684,933**
Additional Funding Support						
1100 General Fund	2,248,314	2,409,357	2,684,933	0	0	(2,684,933)
Total Additional Funding Support	**2,248,314**	**2,409,357**	**2,684,933**	**0**	**0**	**(2,684,933)**
Staffing Positions						
Allocated Positions	37.00	37.00	37.00	37.00	37.00	0.00

SIGNIFICANT CHANGES

- The proposed revenue budget for the Other Revenues category has increased by 8% or $62,348 due to an increase in transfer from DA Seized Funds.
- The proposed expenditure budget for the Other Charges category has decreased by 16% or $38,304 due to a decrease in expenditure reimbursement and costs related to Sustain Licenses.
- The proposed expenditure budget for the Fixed Assets category has decreased by 7% or $16,334 due to decreases in expenditures for office cubicles. Funding of $211,000 is recommended for fixed assets; additional details on the proposed equipment and projects are available in the Capital Expenditures table.
- The proposed General Fund Contribution has increased by 100% or $2,704,492 due to changes in local accounting practices. Contributions from the General Fund are now reflected as "Other Financing Sources (Uses)." The proposed General Fund Contribution has actually increased by less than 1% or $19,559 due to shifting the contribution between budget units in order to balance the budget.

ADDITIONAL FUNDING REQUESTS

DA submitted no additional funding requests.

PERSONNEL

There are no personnel changes.

BOARD ADOPTED

The Board adopted this budget as recommended.

FY 2019-20 PROPOSED BUDGET TABLE — VICTIM-WITNESS PROGRAM 1100-208

	2016-17 Actual	2017-18 Actual	2018-19 Adjusted	2019-20 Requested	2019-20 Proposed	Increase (Decrease)
Revenues						
Other Governmental Agencies	198,071	329,330	289,000	442,388	442,388	153,388
Total Revenues	**198,071**	**329,330**	**289,000**	**442,388**	**442,388**	**153,388**
Expenditures						
Salaries & Employee Benefits	104,199	104,142	177,548	306,571	306,571	129,023
Services and Supplies	35,036	112,963	93,455	89,891	89,891	(3,564)
Other Charges	22,124	26,228	28,695	30,168	30,168	1,473
Fixed Assets	0	24,409	0	0	0	0
Special Items	0	0	(10,698)	0	0	10,698
Total Expenditures	**161,359**	**267,742**	**289,000**	**426,630**	**426,630**	**137,630**
Other Financing Sources (Uses)						
Other Financing Uses	0	0	0	(15,758)	(15,758)	(15,758)
Other Financing Sources (Uses)	**0**	**0**	**0**	**(15,758)**	**(15,758)**	**(15,758)**
Net Revenues (Expenditures)	**36,712**	**61,588**	**0**	**0**	**0**	**0**
Additional Funding Support						
1100 General Fund	(36,712)	(61,588)	0	0	0	0
Total Additional Funding Support	**(36,712)**	**(61,588)**	**0**	**0**	**0**	**0**
Staffing Positions						
Allocated Positions	2.00	2.00	4.50	4.50	4.50	0.00

SIGNIFICANT CHANGES

- The proposed revenue budget for the Other Governmental Agencies category has increased by 53% or $153,388 due to a grant application that allowed the District Attorney's Victim Witness Branch to apply for a Mass Victimization Advocate (MVA) along with funding for vital training if an incident where a large number of victims needed assistance within our county or aiding other neighboring counties.
- The proposed expenditure budget for the Salaries & Employee Benefits category has increased by 73% or $129,023 due to an increase in staffing of 2.5 Victim Witness Program Specialists, funded by an increase in grant funding.
- The proposed expenditure budget for the Special Items category has increased by 100% or $10,698 due to the elimination of transfers from other budgets, as the General Fund Contribution has been shifted between budget units in order to balance the budget.
- The proposed expenditure budget for the Other Financing Uses category has increased by 100% or $15,758 due to changes in local accounting practices. Cost allocation charges are now reflected as "Other Financing Uses", as opposed to "Other Charges".

ADDITIONAL FUNDING REQUESTS

Victim Witness submitted no additional funding requests.

PERSONNEL

There are no personnel changes.

BOARD ADOPTED

The Board adopted this budget as recommended.



FY 2019-20 PROPOSED BUDGET TABLE — CHILD ABUSE SERVICES TEAM 1100-211

	2016-17 Actual	2017-18 Actual	2018-19 Adjusted	2019-20 Requested	2019-20 Proposed	Increase (Decrease)
Revenues						
Other Governmental Agencies	0	0	175,000	175,000	175,000	0
Charges for Current Services	9,000	7,000	0	0	0	0
Other Revenues	51,791	0	0	0	0	0
Total Revenues	**60,791**	**7,000**	**175,000**	**175,000**	**175,000**	**0**
Expenditures						
Salaries & Employee Benefits	271,288	293,855	328,663	151,069	151,069	(177,594)
Services and Supplies	6,740	3,784	153,966	58,080	58,080	(95,886)
Other Charges	6,586	7,332	9,445	3,680	3,680	(5,765)
Fixed Assets	0	0	35,000	0	0	(35,000)
Special Items	(230,000)	(292,798)	(352,074)	0	0	352,074
Total Expenditures	**54,614**	**12,173**	**175,000**	**212,829**	**212,829**	**37,829**
Other Financing Sources (Uses)						
Other Financing Sources	0	0	0	(2,946)	(2,946)	(2,946)
General Fund Contribution	0	0	0	40,775	40,775	40,775
Other Financing Sources (Uses)	**0**	**0**	**0**	**37,829**	**37,829**	**37,829**
Net Revenues (Expenditures)	**6,177**	**(5,173)**	**0**	**0**	**0**	**0**
Additional Funding Support						
1100 General Fund	(6,177)	5,173	0	0	0	0
Total Additional Funding Support	**(6,177)**	**5,173**	**0**	**0**	**0**	**0**
Staffing Positions						
Allocated Positions	4.00	4.00	4.00	5.00	5.00	1.00

SIGNIFICANT CHANGES

- The proposed expenditure budget for the Salaries & Employee Benefits category has decreased by 54% or $177,594. The CAST office is adding staff to keep up with the increasing number of forensic interviews, however, salary costs are decreasing because the Humboldt County Department of Health and Human Services is increasing its reimbursement by $382,000 to pay for additional personnel as well as increased services. The increase in forensic interviews has caused a larger demand on the CAST office for investigative, prosecution, victim services and support staff workload.
- The proposed expenditure budget for the Services & Supplies category has decreased by 62% or $95,886 due to decreases in office expense, professional & special service, special department expense, emergency victim expenses, and office expense - equipment.
- The proposed expenditure budget for the Fixed Assets category has decreased by 100% or $35,000 due decrease in video equipment.
- The proposed expenditure budget for the Special Items category has decreased by 100% or $352,074 due to the elimination of transfers from other budgets, as the General Fund Contribution has been shifted between budget units in order to balance the budget.
- The proposed General Fund Contribution has increased by 100% or $40,775 due to changes in local accounting practices. Contributions from the General Fund are now reflected as "Other Financing Sources". In prior years, this was classified as Special Items. The proposed General Fund Contribution has actually decreased by 66% or $81,299 due to shifting the contribution between budget units in order to balance the budget.

ADDITIONAL FUNDING REQUESTS

CAST submitted no additional funding requests.

BOARD ADOPTED

The Board adopted this budget as recommended.

PERSONNEL

An overall increase of 1.0 FTE is proposed. The increase is due to applying for the Child Advocacy program grant to fund an additional Victim Witness Program Specialist. In addition, a position that was historically held frozen and unfunded is being deallocated.

Allocate

1.0 Victim Witness Program Specialist
1.0 Deputy District Attorney I/II/III/IV

Deallocate

1.0 Legal Office Assistance (Frozen)





FY 2019-20 PROPOSED BUDGET TABLE — VICTIM WITNESS COMPENSATION 1100-220

	2016-17 Actual	2017-18 Actual	2018-19 Adjusted	2019-20 Requested	2019-20 Proposed	Increase (Decrease)
Revenues						
Other Revenues	125,810	135,369	127,782	127,782	127,782	0
Total Revenues	**125,810**	**135,369**	**127,782**	**127,782**	**127,782**	**0**
Expenditures						
Salaries & Employee Benefits	124,648	128,706	135,832	137,450	137,450	1,618
Services and Supplies	2,013	13,421	15,296	7,502	7,502	(7,794)
Other Charges	1,487	1,871	2,917	1,479	1,479	(1,438)
Special Items	0	(16,259)	(26,263)	0	0	26,263
Total Expenditures	**128,148**	**127,739**	**127,782**	**146,431**	**146,431**	**18,649**
Other Financing Sources (Uses)						
Other Financing Sources	0	0	0	(1,543)	(1,543)	(1,543)
General Fund Contribution	0	0	0	20,192	20,192	20,192
Other Financing Sources (Uses)	**0**	**0**	**0**	**18,649**	**18,649**	**18,649**
Net Revenues (Expenditures)	**(2,338)**	**7,630**	**0**	**0**	**0**	**0**
Additional Funding Support						
1100 General Fund	2,338	(7,630)	0	0	0	0
Total Additional Funding Support	**2,338**	**(7,630)**	**0**	**0**	**0**	**0**
Staffing Positions						
Allocated Positions	1.80	1.80	1.80	1.80	1.80	0.00

SIGNIFICANT CHANGES

- The proposed expenditure budget for Special Items has increased by 100% or $26,263 due to the elimination of transfers to other budgets.
- The proposed General Fund Contribution has increased by 100% or $20,192 due to changes in local accounting practices. Contributions from the General Fund are now reflected as "Other Financing Sources" as opposed to Special Items. The proposed General Fund Contribution has actually decreased by 23% or $6,071 due to shifting the contribution between budget units in order to balance the budget.

ADDITIONAL FUNDING REQUESTS

Victim Witness Compensation submitted no additional funding requests.

PERSONNEL

There are no personnel changes.

BOARD ADOPTED

The Board adopted this budget as recommended.



FY 2019-20 PROPOSED BUDGET TABLE — VICTIM OUTREACH & ADVOCACY 1100-291

	2016-17 Actual	2017-18 Actual	2018-19 Adjusted	2019-20 Requested	2019-20 Proposed	Increase (Decrease)
Revenues						
Other Governmental Agencies	175,000	117,485	231,000	231,000	231,000	0
Total Revenues	**175,000**	**117,485**	**231,000**	**231,000**	**231,000**	**0**
Expenditures						
Salaries & Employee Benefits	120,687	111,957	164,318	135,280	135,280	(29,038)
Services and Supplies	20,755	32,659	65,487	93,678	93,678	28,191
Other Charges	278	62,841	1,195	2,042	2,042	847
Fixed Assets	0	12,999	0	0	0	0
Total Expenditures	**141,720**	**220,456**	**231,000**	**231,000**	**231,000**	**0**
Net Revenues (Expenditures)	**0**	**0**	**0**	**0**	**0**	**0**
Additional Funding Support						
1100 General Fund	(33,280)	102,971	0	0	0	0
Total Additional Funding Support	**(33,280)**	**102,971**	**0**	**0**	**0**	**0**
Staffing Positions						
Allocated Positions	1.50	1.50	2.00	2.00	2.00	0.00

SIGNIFICANT CHANGES

- The proposed expenditure budget for the Salaries & Employee Benefits category has decreased by 18% or $29,038 due to a reduction in health insurance extra help expenses.
- The proposed expenditure budget for the Services & Supplies category has increased by 43% or $28,191 due to an increase in direct services and the need to supply a full-time employee with all the items necessary to begin work duties.

ADDITIONAL FUNDING REQUESTS

Victim Outreach & Advocacy submitted no additional funding requests.

PERSONNEL

An increase of 0.5 FTE is proposed. The increase is to provide for increase victim outreach services.

Allocate

0.5 Victim Witness Program Specialist

BOARD ADOPTED

The Board adopted this budget as recommended.



DISTRICT ATTORNEY
MEASURE Z (1100 295)

PROGRAM DISCUSSION

The purpose of the District Attorney (DA) Measure Z budget is to manage the Measure Z allocations that were approved by the Board of Supervisors. In November 2018, Humboldt County voters passed Measure O with a voter approval of nearly 74%. This measure renews Measure Z, the local half-cent sales tax originally passed by voters in 2014. Measure Z was the original ordinance that imposed the tax, and Measure O simply stated that it will remain in effect until ended by voters. As such, the tax will continue to be referred to as Measure Z. This budget provides one concise location for Measure Z funding allocated to the DA in order to ensure the utmost level of transparency.

Measure Z funding has allowed the DA's Office to fill nine positions (1/7th of the entire DA's Office) previously "frozen" due to budget cuts in prior years. Those positions included two Deputy District Attorneys, two District Attorney Investigators, the Child Abuse Services Team Coordinator and Victim Witness Advocates. In addition to those positions, Measure Z has allowed staffing of an Elder and Vulnerable Adults Services Team that assists elders who have been victims of crime or are at risk of becoming victims of crime.

Measure Z funds have significantly improved the prosecution of homicides and other serious/violent crimes.

This program supports the Board of Supervisors' Strategic Framework by enforcing laws and regulations to protect residents and protecting vulnerable populations.

ACCOMPLISHMENTS & GOALS

- Enforced laws and regulations to protect residents by improving the pace and extent of obtaining justice for victims and the community.
- Protected vulnerable populations by improving the capacity and efficiency of the Child Abuse Services Team (CAST) by supporting a coordinator who oversees scheduling and staffing at the CAST office by multiple agencies and also tracks child abuse reports county-wide.
- Protected vulnerable populations by using the Elder and Vulnerable Adults Services Team to coordinate the collaboration and sharing of information among agencies investigating crime and providing services to elders. This has both improved prosecution of crimes against elders and helped people avoid becoming victims of crime.
- Enforce laws and regulations to protect residents by pursuing justice and enhancing public safety to the maximum extent possible.
- Provide services to vulnerable members of the community that reduce their risk of becoming victims of crime. Collaborate with the community to enhance levels of service to vulnerable victims and witnesses.
- Foster transparent, accessible, welcoming and user-friendly services by working with other county agencies to provide forensic interviews for elders and vulnerable adults (similar to the process used for young victims at CAST) in order to improve the effectiveness of investigations and prosecutions of crimes against elders and vulnerable adults.

FY 2019-20 PROPOSED BUDGET TABLE — DISTRICT ATTORNEY MEASURE Z 1100-295

	2016-17 Actual	2017-18 Actual	2018-19 Adjusted	2019-20 Requested	2019-20 Proposed	Increase (Decrease)
Expenditures						
Salaries & Employee Benefits	936,031	1,006,840	1,154,212	1,595,462	1,194,720	40,508
Services and Supplies	55,133	91,737	78,878	55,700	55,700	(23,178)
Other Charges	1,853	11,496	10,872	11,491	11,491	619
Fixed Assets	24,421	0	0	0	0	0
Total Expenditures	**1,017,438**	**1,110,073**	**1,243,962**	**1,662,653**	**1,261,911**	**17,949**
Other Financing Sources (Uses)						
Other Financing Uses	0	0	0	(19,370)	(19,370)	(19,370)
General Fund Contribution	0	0	0	1,682,023	1,281,281	1,281,281
Other Financing Sources (Uses)	**0**	**0**	**0**	**1,662,653**	**1,261,911**	**1,261,911**
Net Revenues (Expenditures)	**0**	**0**	**0**	**0**	**0**	**0**
Additional Funding Support						
1100 General Fund	1,017,438	1,110,073	1,243,962	0	0	(1,243,962)
Total Additional Funding Support	**1,017,438**	**1,110,073**	**1,243,962**	**0**	**0**	**(1,243,962)**
Staffing Positions						
Allocated Positions	11.00	12.00	12.00	16.00	12.00	0.00

SIGNIFICANT CHANGES

- The proposed expenditure budget for the Services & Supplies category has decreased by 29% or $23,178 due to reductions in jury witness and staff development expenditures to accommodate for increases in Salary & Benefit costs due to negotiated increases.
- The proposed expenditure budget for the Other Financing Uses category has increased by 100% or $19,370 due to changes in local accounting practices. Cost allocation charges are now reflected as "Other Financing Uses" as opposed to "Other Charges".
- The proposed General Fund Contribution has increased by 100% or $1,281,181 due to changes in local accounting practices. Contributions from the General Fund are now reflected as "Other Financing Sources (Uses)". The proposed General Fund Contribution has actually increased by 3% or $37,319.

PERSONNEL

There are no personnel changes.

BOARD ADOPTED

The Board adopted this budget as recommended.

ADDITIONAL FUNDING REQUESTS

District Attorney Measure Z submitted the following four additional funding requests:

1. $ 161,023 for 1.0 FTE Deputy District Attorney position to replace two extra help Deputy District Attorney positions that are vital in meeting necessary workload.
2. $63,623 for 1.0 FTE Legal Secretary position due to the substantial workload handled currently by only two Legal Secretary positions. These two legal secretary positions handle all filing, pleading, letter, document generation for all 18 Deputy District Attorney positions.
3. $88,048 for 1.0 FTE Administrative Analyst position to collect and analyze data to assist in preparing complex serious violent felony cases for court. The increase in data and information availability and the deadline lines imposed by California State law to release data and information as sworn duty demands another position just for this purpose.
4. $88,048 for 1.0 FTE Administrative Analyst to apply, manage and ensure compliance of awarded grants while applying for new funding due to mandated and ever-changing grant deadlines.

These additional funding request are not recommended at this time. While these request have merit they did not receive a priority ranking that allowed for them to be funded based on available Measure Z funding. All Measure Z requests were reviewed and prioritized by the Citizens' Advisory Committee and the Board of Supervisors.

GRAND JURY (1100 217)

JURY FOREPERSON
Joseph Kravitz

The Grand Jury is part of the judicial branch of government. Consisting of 19 citizens, it is an arm of the court, yet an entirely independent body.

BUDGET TOTALS	FY	2019-20
Expenditures + Other Funding Uses	$	57,410
Revenues + Other Funding Sources	$	0
General Fund Contribution	$	57,410
Personnel		0.0
% General Fund Contribution		100%

PROGRAM DISCUSSION BY BUDGET UNIT

The civil Grand Jury is an investigative body. Its objectives include the detection and correction of flaws in government. The primary function of the Grand Jury is to examine all aspects of county and city government (including special districts and joint powers agencies), to see that the monies are handled judiciously, and that all accounts are properly audited.

The Grand Jury serves as an ombudsperson for citizens of the county. It may receive and investigate complaints by individuals concerning the actions and performances of public officials. Members of the Grand Jury are sworn to secrecy and most of the jury's work is conducted in closed session. All testimony and deliberations are confidential.

Grand jurors serve for one year. Some jurors may serve for a second year to provide an element of continuity from one jury to the next. Continuity of information is also provided by documents collected and retained in the Grand Jury library.

The Grand Jury supports the Board's Strategic Framework, Core Roles, by ensuring that community-appropriate levels of service are provided, enforcing laws and regulations to protect residents , inviting civic engagement and awareness of available services, and fostering transparent, accessible, and user-friendly services.



FY 2019-20 PROPOSED BUDGET TABLE — GRAND JURY 1100-217

	2016-17 Actual	2017-18 Actual	2018-19 Adjusted	2019-20 Requested	2019-20 Proposed	Increase (Decrease)
Expenditures						
Services and Supplies	51,828	59,522	55,770	55,749	55,749	(21)
Other Charges	1,410	1,436	1,640	1,661	1,661	21
Total Expenditures	**53,238**	**60,958**	**57,410**	**57,410**	**57,410**	**0**
Other Financing Sources (Uses)						
General Fund Contribution	**0**	**0**	**0**	**57,410**	**57,410**	**57,410**
Other Financing Sources (Uses)	**0**	**0**	**0**	**57,410**	**57,410**	**57,410**
Net Revenues (Expenditures)	**(53,238)**	**(60,958)**	**(57,410)**	**0**	**0**	**57,410**
Additional Funding Support						
1100 General Fund	53,238	60,958	57,410	0	0	(57,410)
Total Additional Funding Support	**53,238**	**60,958**	**57,410**	**0**	**0**	**(57,410)**
Staffing Positions						
Allocated Positions	0.00	0.00	0.00	0.00	0.00	0.00

SIGNIFICANT CHANGES

- The proposed General Fund Contribution has increased by 100% or $57,410 due to changes in local accounting practices. Contributions from the General Fund are now reflected as "Other Financing Sources (Uses)." The proposed General Fund Contribution did not actually change.

PERSONNEL

There are no personnel changes.

ADDITIONAL FUNDING REQUESTS

Grand Jury submitted no additional funding requests.

BOARD ADOPTED

The Board adopted this budget as recommended.



PROBATION

DEPARTMENTAL SUMMARY

DEPARTMENT HEAD
Shaun M. Brenneman, Chief Probation Officer

The Probation Department's mission is to protect the community through the supervision and rehabilitation of adult and youth offenders involved in the justice system.

BUDGET TOTALS		FY 2019-20
Expenditures + Other Funding Uses	$	14,034,212
Revenues + Other Funding Sources	$	7,572,250
General Fund Contribution	$	6,461,962
Personnel		116.4
% General Fund Contribution		46%

PROGRAM DISCUSSION BY BUDGET UNIT

The Humboldt County Probation Department (HCPD) is a linchpin of the criminal justice system with a wide range of services and responsibilities. Court Investigations and Field Services represents the core probation services of the department. Juvenile Detention Services contains Juvenile Hall and the Regional Facility.

Court Investigations and Field Services

Budget Unit 1100 202:	Juvenile Justice and Crime Prevention Act (JJCPA)
Budget Unit 1100 235:	Probation
Budget 1100 245:	Adult Drug Court Program
Budget 1100 257:	Title IV-E Waiver & Resolution
Budget 3741 294:	Probation Realignment

Juvenile Detention Services

Budget unit 1100 234:	Juvenile Hall
Budget unit 1100 254:	Regional Facility (RF)

Probation Measure Z

Budget unit 1100 296:	Probation Measure Z

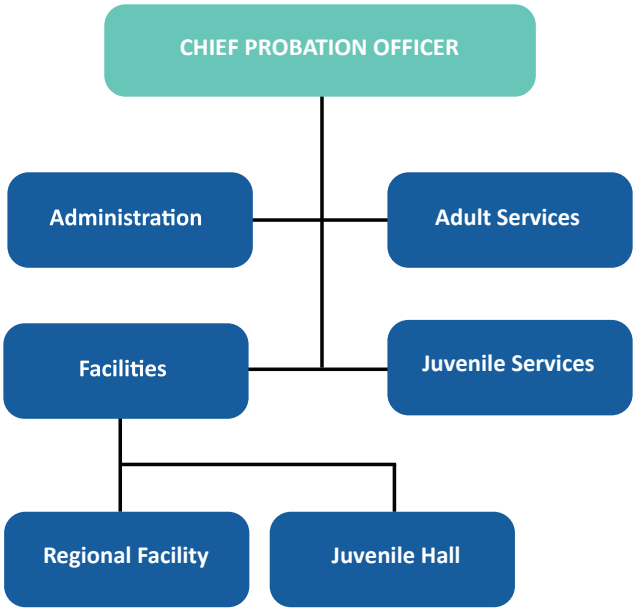

This program supports the Board of Supervisors' Strategic Framework by enforcing laws and regulations to protect residents, protecting vulnerable populations, and providing community-appropriate levels of service.

FY 2019-20 PROPOSED PROBATION BUDGET

	2016-17 Actual	2017-18 Actual	2018-19 Adjusted	2019-20 Requested	2019-20 Proposed	Increase (Decrease)
Revenues						
Fines, Forfeits and Penalties	7,006	4,111	4,100	2,700	2,700	(1,400)
Other Governmental Agencies	6,257,084	6,131,526	7,225,808	6,498,127	6,498,127	(727,681)
Charges for Current Services	476,810	375,316	331,050	242,700	242,700	(88,350)
Other Revenues	3,383	5,881	156,079	330,340	330,340	174,261
Other Financing Sources	0	0	64,287	64,287	64,287	0
Total Revenues	**6,744,283**	**6,516,834**	**7,781,324**	**7,138,154**	**7,138,154**	**(643,170)**
Expenditures						
Salaries & Employee Benefits	8,973,077	9,205,863	10,474,298	10,631,909	10,631,909	157,611
Services and Supplies	2,611,621	2,574,705	3,239,111	2,764,601	2,764,601	(474,510)
Other Charges	344,122	405,613	729,139	573,415	573,415	(155,724)
Fixed Assets	16,328	4,763	69,287	464,287	64,287	(5,000)
Special Items	(400,241)	(397,286)	(456,715)	0	0	456,715
Total Expenditures	**11,544,907**	**11,793,658**	**14,055,120**	**14,434,212**	**14,034,212**	**(20,908)**
Other Financing Sources (Uses)						
Other Financing Sources	0	89,516	0	434,096	434,096	434,096
General Fund Contribution	0	0	0	6,861,962	6,461,962	6,461,962
Other Financing Sources (Uses)	**0**	**89,516**	**0**	**7,296,058**	**6,896,058**	**6,896,058**
Net Revenues (Expenditures)	**(4,800,624)**	**(5,187,308)**	**(6,273,796)**	**0**	**0**	**6,273,796**
Additional Funding Support						
1100 General Fund	4,800,624	5,187,308	6,273,796	0	0	(6,273,796)
Total Additional Funding Support	**4,800,624**	**5,187,308**	**6,273,796**	**0**	**0**	**(6,273,796)**
Staffing Positions						
Allocated Positions	122.40	121.40	117.40	116.40	116.40	(1.00)

ACCOMPLISHMENTS & GOALS

- Enforced laws and regulations to protect residents by submitting 250 reports with the Juvenile Superior Court, 894 reports with the Criminal Superior Court, and 665 supervised release reports for the Criminal Superior Court. More than 90 percent of all reports were submitted within statutory time frames.
- Provided community-appropriate levels of service by conducting 14,023 face-to-face contacts with adult probationers, adult pre-trial participants, and juvenile probationers in the first 9 months of FY 2018-19.
- Protected vulnerable population by, in partnership with Child Welfare Services, the HCPD entering into an agreement to secure use of a validated screening tool to aid in identifying youth referred to the Probation Department who may be at risk or victims of Commercial Sexual Exploitation. All Juvenile Probation Officers are trained in the use of the tool and have begun using it to screen youth on their caseloads.
- Foster transparent, accessible and user-friendly services by submitting reports to the court within statutory time lines at a rate of 90% or greater.
- Build interjurisdictional and regional cooperation by implementing a pilot program with Arcata House Partnership to provide reentry housing to individuals being released from prison to the county on post release community supervision.
- Create opportunities for improved safety and health by transitioning Juvenile Hall operations from the existing facility to the new facility currently under construction.

FISCAL YEAR 2019-20

TOTAL REVENUES

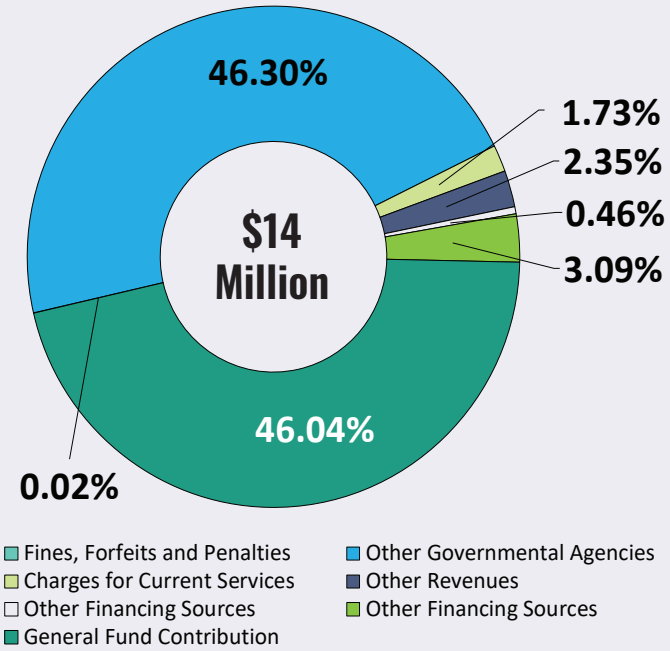

TOTAL EXPENDITURES

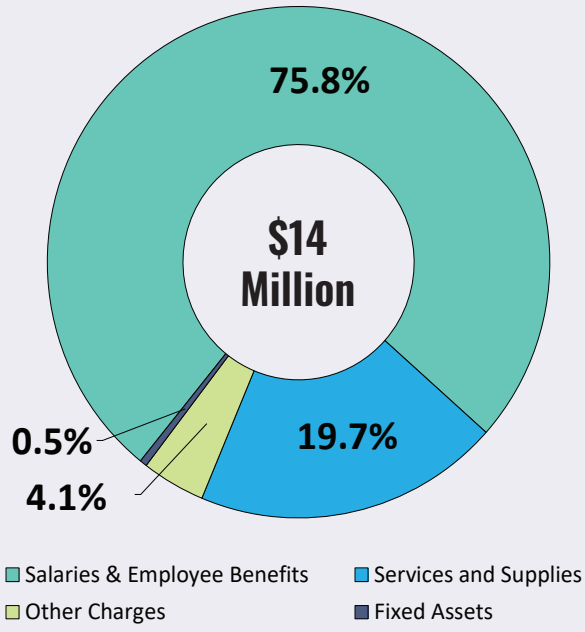

BY PROGRAM AREA

PERMANENT POSITIONS

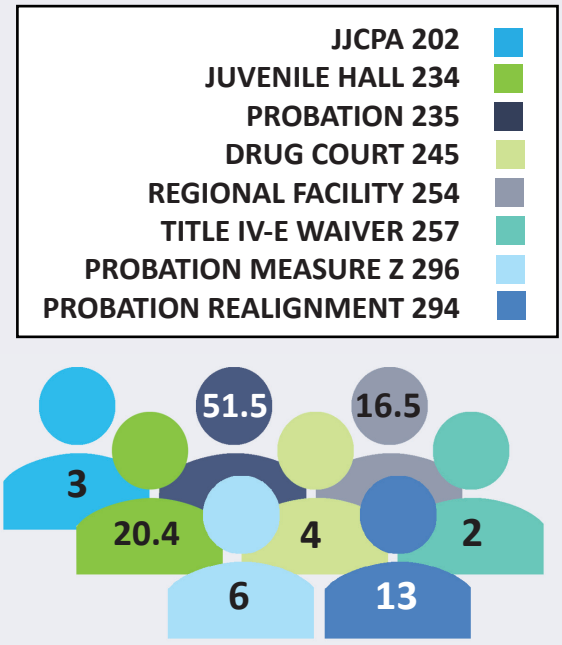

EXPENDITURES

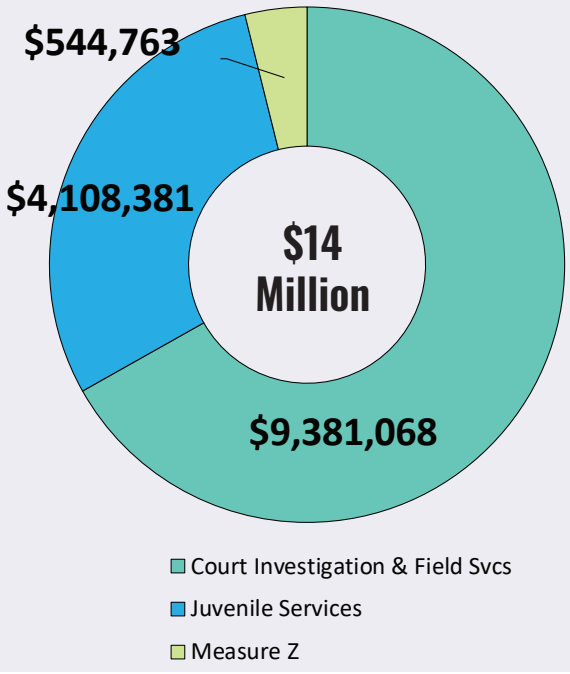

COURT INVESTIGATIONS & FIELD SERVICES

PROGRAM DISCUSSION BY BUDGET UNIT

The Court Investigations & Field Services Program is comprised of the following budget units:

1100 202 Juvenile Justice and Crime Prevention Act

This budget unit supports juvenile diversion services and is funded through the state Juvenile Justice and Crime Prevention Act (JJCPA).

1100 235 Probation

This is the general budget unit of the Humboldt County Probation Department (HCPD). It supports court investigations, adult probation supervision, juvenile probation supervision, community service work programs, and the HCPD's administration. It is funded through a combination of state funds, federal grants, and county general fund dollars.

1100 245 Adult Drug Court Program

This budget unit supports the Adult Drug Court is a therapeutic collaborative court focusing on high and moderate risk adult felony probationers who have known alcohol/drug involvement. It has been in operation since 1997 and is funded through a combination of state dollars that flow through the Realignment Behavioral Health subaccount and county general funds.

1100 257 Title IV-E Waiver & Resolution

This budget unit supports the HCPD's wraparound services and supports for delinquent youth at risk of placement in short term residential therapeutic programs. It is funded through offset placement costs and is done in coordination with the Department of Health and Human Services.

3741 294 Probation Realignment

This budget unit supports both the HCPD's supervision of realigned criminal offenders and its pre-trial services program. Included in this budget are funds to provide treatment services to persons under supervision. It is funded through state criminal realignment dollars.

This program supports the Board of Supervisors' Strategic Framework by enforcing laws and regulations to protect residents, protecting vulnerable populations, and providing community-appropriate levels of service.



FY 2019-20 PROPOSED BUDGET TABLE — JUVENILE JUSTICE CRIME PREVENTION 1100-202

	2016-17 Actual	2017-18 Actual	2018-19 Adjusted	2019-20 Requested	2019-20 Proposed	Increase (Decrease)
Revenues						
Other Governmental Agencies	185,230	145,641	301,444	230,790	230,790	(70,654)
Total Revenues	**185,230**	**145,641**	**301,444**	**230,790**	**230,790**	**(70,654)**
Expenditures						
Salaries & Employee Benefits	173,727	134,777	281,590	210,822	210,822	(70,768)
Services and Supplies	8,698	7,445	14,081	16,703	16,703	2,622
Other Charges	2,805	3,418	5,773	3,200	3,200	(2,573)
Total Expenditures	**185,230**	**145,640**	**301,444**	**230,725**	**230,725**	**(70,719)**
Other Financing Sources (Uses)						
Other Financing Sources	0	0	0	(65)	(65)	(65)
Other Financing Sources (Uses)	**0**	**0**	**0**	**(65)**	**(65)**	**(65)**
Net Revenues (Expenditures)	**0**	**1**	**0**	**0**	**0**	**0**
Additional Funding Support						
1100 General Fund	0	(1)	0	0	0	0
Total Additional Funding Support	**0**	**(1)**	**0**	**0**	**0**	**0**
Staffing Positions						
Allocated Positions	4.00	4.00	4.00	3.00	3.00	(1.00)

SIGNIFICANT CHANGES

- The proposed revenue budget for the Other Governmental Agencies category has decreased by 23% or $70,654 due to holding vacant and unfunded a Deputy Probation Officer position. The transfer from the Juvenile Justice Crime Prevention Act (JJCPA) trust was reduced commensurate with the reduced staffing.
- The proposed expenditure budget for the Salaries & Employee Benefits category has decreased by 25% or $70,768 due to unfunding a 1.0 FTE Deputy Probation Officer. This position remained vacant in the previous fiscal year. Current staffing levels are sufficient to provide diversion services for the number of youth anticipated in the FY 2019-20.

PERSONNEL

A decrease of 1.0 FTE is proposed. The decrease is due to Juvenile Justice and Crime Prevention Act (JJCPA) reporting requirements changed and no longer require a Senior Legal Office Assistant (Sr. LOA) to perform those duties. The 1.0 FTE Sr. LOA position was previously held frozen and unfunded.

Deallocate

1.0 Senior Legal Office Assistant (Frozen)

ADDITIONAL FUNDING REQUESTS

JJCPA submitted no additional funding requests.

BOARD ADOPTED

The Board adopted this budget as recommended.

FY 2019-20 PROPOSED BUDGET TABLE — PROBATION MAIN 1100-235

	2016-17 Actual	2017-18 Actual	2018-19 Adjusted	2019-20 Requested	2019-20 Proposed	Increase (Decrease)
Revenues						
Fines, Forfeits and Penalties	7,006	4,111	4,100	2,700	2,700	(1,400)
Other Governmental Agencies	2,227,456	2,091,066	1,946,218	1,908,974	1,908,974	(37,244)
Charges for Current Services	229,070	209,012	201,050	156,700	156,700	(44,350)
Other Revenues	2,308	1,870	155,079	329,340	329,340	174,261
Total Revenues	**2,465,840**	**2,306,059**	**2,306,447**	**2,397,714**	**2,397,714**	**91,267**
Expenditures						
Salaries & Employee Benefits	4,166,800	4,324,060	4,835,616	4,576,079	4,576,079	(259,537)
Services and Supplies	827,069	755,012	913,027	1,007,086	1,007,086	94,059
Other Charges	218,557	214,001	282,251	268,326	268,326	(13,925)
Fixed Assets	15,698	0	0	0	0	0
Special Items	0	0	(229,991)	0	0	229,991
Total Expenditures	**5,228,124**	**5,293,073**	**5,800,903**	**5,851,491**	**5,851,491**	**50,588**
Other Financing Sources (Uses)						
General Fund Contribution	0	0	0	3,453,777	3,453,777	3,453,777
Other Financing Sources (Uses)	**0**	**0**	**0**	**3,453,777**	**3,453,777**	**3,453,777**
Net Revenues (Expenditures)	**(2,762,284)**	**(2,987,014)**	**(3,494,456)**	**0**	**0**	**3,494,456**
Additional Funding Support						
1100 General Fund	2,762,284	2,987,014	3,494,456	0	0	(3,494,456)
Total Additional Funding Support	**2,762,284**	**2,987,014**	**3,494,456**	**0**	**0**	**(3,494,456)**
Staffing Positions						
Allocated Positions	57.50	57.50	55.50	51.50	51.50	(4.00)

SIGNIFICANT CHANGES

- The proposed revenue budget for the Charges for Current Services category has decreased by 34% or $44,350 due to changes in collection methods available to the county.
- The proposed revenue budget for the Other Revenues category has decreased by 100% or $174,261 due to increasing the transfer from the probation trust (No. 3741) to pay for an increase in service and supplies cost and decreases in fee revenues.
- The proposed expenditure budget for the Salaries & Employee Benefits category has decreased by 5% or $259,537 due to moving Adult Drug Court operations into a new budget unit and leaving the 1.0 FTE Assistant Chief Probation Officer position unfunded.
- The proposed expenditure budget for the Services & Supplies category has increased by 10% or $94,059 due to increased insurance costs. In addition, the services and supplies associated with HCPDs Measure Z budget unit, 296, had to be absorbed into 235 in order for the 296 budget unit to come in at or under the FY 2019-20 allocation provided without deallocating one of the six positions in that unit. This is due to the increase in salary and benefit costs.
- The proposed expenditure budget for the Special Items category has decreased 100% or $229,991as this category held Adult Drug Court program intrafund transfer lines which have now been placed into budget unit 245 for FY 2019-20.
- The proposed General Fund Contribution has increased 100% or $3,453,777 due to changes in local accounting practices. Contributions to the General Fund are now reflected as "Other Financing Sources (uses)." The proposed General Fund Contribution has actually decreased 1% or $40,679 due to shifts in the General Fund contribution between budget units.

ADDITIONAL FUNDING REQUESTS

Probation submitted the following additional funding request: $36,500 for the equivalent cost of a 0.5 FTE Dispatcher in the Sheriff's Office. While this request would not add 0.5 FTE to the Sheriff's Office, this is to reimburse the Sheriff for providing dispatch services for Probation staff conducting field contacts throughout the county. Prior to April 2019, this service was provided to Probation by the Eureka Police Department for no charge. This additional request has been budgeted in the Sheriff's budget unit 1100 221.

This additional funding request is not recommended at this time. While this request has merit it did not meet a priority level that allowed for it to be funded based on available financial resources.

PERSONNEL

A net decrease of 4.0 FTE is proposed. Adult Drug Court, which was housed in Budget Unit 1100 235 last year, will move to 1100 245 this year. To carry out the program, the following positions will move to 245: Senior Probation Officer, Probation Officer, Senior Substance Abuse Counselor, and a Legal Office Assistant I/II. Finally, a frozen and unfunded Supervising Probation Officer is proposed to be funded in FY 2019-20, while leaving the Assistant Chief Probation Officer position vacant and unfunded.

Deallocate

1.0 Senior Probation Officer

1.0 Probation Officer I/II

1.0 Senior Substance Abuse Counselor

1.0 Legal Office Assistant

BOARD ADOPTED

The Board adopted this budget as recommended.



FY 2019-20 PROPOSED BUDGET TABLE — DRUG COURT 1100-245

	2016-17 Actual	2017-18 Actual	2018-19 Adjusted	2019-20 Requested	2019-20 Proposed	Increase (Decrease)
Revenues						
Charges for Current Services	7,465	6,555	0	5,000	5,000	5,000
Total Revenues	**7,465**	**6,555**	**0**	**5,000**	**5,000**	**5,000**
Expenditures						
Salaries & Employee Benefits	113,049	143,239	0	319,062	319,062	319,062
Services and Supplies	100,437	50,000	0	66,680	66,680	66,680
Other Charges	5,227	6,443	0	21,071	21,071	21,071
Special Items	(211,246)	(193,126)	0	0	0	0
Total Expenditures	**7,467**	**6,556**	**0**	**406,813**	**406,813**	**406,813**
Other Financing Sources (Uses)						
Other Financing Sources	0	0	0	221,507	221,507	221,507
General Fund Contribution	0	0	0	180,306	180,306	180,306
Other Financing Sources (Uses)	**0**	**0**	**0**	**401,813**	**401,813**	**401,813**
Net Revenues (Expenditures)	**(2)**	**(1)**	**0**	**0**	**0**	**0**
Additional Funding Support						
1100 General Fund	2	1	0	0	0	0
Total Additional Funding Support	**2**	**1**	**0**	**0**	**0**	**0**
Staffing Positions						
Allocated Positions	2.00	2.00	0.00	4.00	4.00	4.00

SIGNIFICANT CHANGES

Program costs for this budget unit traditionally resided in 1100-245. In FY 2018-19, Adult Drug Court charges were accounted for in budget unit 1100-235 (Probation Main). This year, Adult Drug Court will return to budget unit 1100-245.

- The proposed expenditure budget for the Salaries & Employee Benefits category has increased by 100% or $319,062 because Adult Drug Court charges were accounted for within the 235 Probation budget unit in FY 18-19.
- The proposed expenditure budget for the Services & Supplies category has increased by 100% or $66,680 due to Adult Drug Court charges were accounted for within the 235 Probation budget unit in FY 2018-19.
- The proposed expenditure budget for the Other Charges category has increased by 100% or $21,071 due to Adult Drug Court charges were accounted for within the 235 Probation budget unit in FY 2018-19. The program costs for Drug Court have now been separated and placed into BU 245 for FY 2019-20.
- The proposed revenue budget for the Other Financing Sources category has increased by 100% or $221,507 due to Adult Drug Court charges were accounted for within the 235 Probation budget unit in FY 2018-19. The program costs for Drug Court have now been separated and placed into BU 245 for FY 2019-20. There is no significant change to the budget this year other than the separation of 235 and 245.
- The proposed General Fund Contribution has increased by 100% or $180,306 due to Adult Drug Court charges were accounted for within the 235 Probation budget unit in FY 18-19. The program costs for Drug Court have now been separated and

ADDITIONAL FUNDING REQUESTS

Drug Court submitted no additional funding requests.

PERSONNEL

An increase of 4.0 FTE is proposed. The increase is due to these ADC program positions were allocated in 235 in FY 18-19 and are being separated out in FY 19-20 due to the program receiving a specific budget unit.

Allocate

1.0 Legal Office Assistant I/II
1.0 Senior Probation Officer
1.0 Probation Officer I/II
1.0 Senior Substance Abuse Counselor

FY 2019-20 PROPOSED BUDGET TABLE — TITLE IV-E WAIVER & RESOLUTION 1100-257

	2016-17 Actual	2017-18 Actual	2018-19 Adjusted	2019-20 Requested	2019-20 Proposed	Increase (Decrease)
Revenues						
Other Governmental Agencies	10,465	10,465	10,000	10,000	10,000	0
Total Revenues	**10,465**	**10,465**	**10,000**	**10,000**	**10,000**	**0**
Expenditures						
Salaries & Employee Benefits	180,448	176,884	196,579	210,404	210,404	13,825
Services and Supplies	5,323	2,805	5,061	5,689	5,689	628
Other Charges	13,412	34,833	34,834	32,166	32,166	(2,668)
Special Items	(188,716)	(204,057)	(226,474)	0	0	226,474
Total Expenditures	**10,467**	**10,465**	**10,000**	**248,259**	**248,259**	**238,259**
Other Financing Sources (Uses)						
Other Financing Sources	0	0	0	238,259	238,259	238,259
Other Financing Sources (Uses)	**0**	**0**	**0**	**238,259**	**238,259**	**238,259**
Net Revenues (Expenditures)	**(2)**	**0**	**0**	**0**	**0**	**0**
Additional Funding Support						
1100 General Fund	2	0	0	0	0	0
Total Additional Funding Support	**2**	**0**	**0**	**0**	**0**	**0**
Staffing Positions						
Allocated Positions	2.00	2.00	2.00	2.00	2.00	0.00

SIGNIFICANT CHANGES

- The proposed expenditure budget for the Salaries & Employee Benefits category has increased by 7% or $13,825 due to negotiated salary and benefit increases as well as increased health insurance and retirement costs.
- The proposed revenue budget for the Other Financing Sources category has increased by 100% or $238,259 due to changes in local accounting practices. Funding from the "Wraparound" program (SB 163) is passed through from the Department of Health & Human Services. In years prior, this funding was accounted for under the "Special Items" category. It is now categorized as "Other Funding Sources". The actual increase in Wraparound funding is 6% or $13,320, which is due to increased state funding.

ADDITIONAL FUNDING REQUESTS

Title IV-E Waiver submitted no additional funding requests.

PERSONNEL

There are no personnel changes.



FY 2019-20 PROPOSED BUDGET TABLE — PROBATION REALIGNMENT 3741-294

	2016-17* Actual	2017-18* Actual	2018-19* Adjusted	2019-20 Requested	2019-20 Proposed	Increase (Decrease)
Revenues						
Other Governmental Agencies	2,314,852	2,402,671	3,445,017	2,659,461	2,659,461	(785,556)
Other Revenues	0	1,249	0	0	0	0
Total Revenues	**2,314,852**	**2,403,920**	**3,445,017**	**2,659,461**	**2,659,461**	**(785,556)**
Expenditures						
Salaries & Employee Benefits	1,064,123	1,085,553	1,284,293	1,267,150	1,267,150	(17,143)
Services and Supplies	1,191,375	1,314,480	1,833,718	1,208,015	1,208,015	(625,703)
Other Charges	60,946	93,403	327,006	168,615	168,615	(158,391)
Total Expenditures	**2,316,444**	**2,493,436**	**3,445,017**	**2,643,780**	**2,643,780**	**(801,237)**
Other Financing Sources (Uses)						
Other Financing Uses	0	89,516	0	0	(15,681)	(15,681)
Other Financing Sources (Uses)	**0**	**89,516**	**0**	**0**	**(15,681)**	**(15,681)**
Net Revenues (Expenditures)	**(1,592)**	**0**	**0**	**15,681**	**0**	**0**
Additional Funding Support						
3741 Law Enforcement Services	1,592	0	0	0	0	0
Total Additional Funding Support	**1,592**	**0**	**0**	**0**	**0**	**0**
Staffing Positions						
Allocated Positions	14.00	14.00	13.00	13.00	13.00	0.00

*** includes previous budget unit 1100-294**

SIGNIFICANT CHANGES

This budget unit was formerly 1100-294. However, Probation Realignment is not a general fund activity, so the budget is being moved to a special revenue fund budget for FY 2019-20.

- The proposed revenue budget for the Other Governmental Agencies category has decreased by 23% or $785,556 due to moving allocation from the Community Corrections Partnership (CCP) to non-county agencies to budget unit 295 in order to keep those funds separate from the Supervised Re-entry and Post-Release Community Supervision programs
- The proposed expenditure budget for the Services & Supplies category has decreased by 34% or $625,703 due to several local treatment providers applying to become Drug Medi-Cal certified, the hope is that Drug Med-Cal will cover treatment for many individuals, lowering the burden of treatment costs to the county.
- The proposed expenditure budget for the Other Charges category has decreased by 48% or $158,391 due to changes in local accounting practices. Previously, AB109 funded items were routed through the 294 budget unit, which artificially inflated their expenses. In FY 2019-20, non-county agencies with funding requests will have their funds routed through a new budget unit, 295 which will keep them separate from the Supervised Re-entry and Post-Release Community Supervision programs.
- The proposed revenue budget for the Other Financing Uses category has increased by 100% or $15,681 due to changes in local accounting practices. Cost allocation charges are now reflected as "Other Financing Uses," as opposed to "Other Charges."

ADDITIONAL FUNDING REQUESTS

Probation Realignment submitted no additional funding requests.

PERSONNEL

There are no personnel changes.

JUVENILE DETENTION SERVICES

PROGRAM DISCUSSION BY BUDGET UNIT

The Humboldt County Probation Department (HCPD) is responsible for maintaining and operating the Juvenile Hall, a secure detention facility for youth who come under the jurisdiction of the juvenile court. In addition, the HCPD operates the Regional Facility, a secure treatment facility for juvenile wards of the court who have serious emotional problems and a history of treatment/placement failures.

1100 234 Juvenile Hall

This budget unit supports the operation and staffing of the Juvenile Hall. The Juvenile Hall is a 26 bed facility that operates 24 hours a day, 7 days a week, 365 days a year.

1100 254 Regional Facility

This budget unit supports the operation and staffing of the Regional Facility (RF). The RF is a 18 bed secure treatment facility that operates 24 hours a day, 7 days a week, 365 days a year. The program is 6 months in length and is operated in conjunction with the Department of Health and Human Services. Participants are provided a wide array of mental health, substance use disorder, and cognitive behavioral treatment services.

This program supports the Board of Supervisors' Strategic Framework by enforcing laws and regulations to protect residents, protecting vulnerable populations, and providing community-appropriate levels of service.

ACCOMPLISHMENTS

- Facilitated public/private partnerships to solve problems by having Juvenile Hall and Regional Facility partner with the Ink People to bring artist into both the Juvenile Hall and Regional Facility to teach youth art, poetry, and music composition.
- Protected vulnerable populations by completing Title 15 minimum standard revisions and updating all applicable Juvenile Hall policies. Received recognition for being one of the first counties in the region to do so.
- Created opportunities for improved safety and health in Juvenile Hall by successfully reducing the amount of time youth spent in their rooms for misbehaviors in accordance to Senate Bill 1143. The following represents average room time given for the calendar years 2017 and 2018.

  Breakdown of room time youth served in 2017:
  - Average Temporary Room Time: 4.16 days
  - Longest Temporary Room Time: 24.00 days
  - Most Commonly Given Temporary Room Time: 4.00 days

  Breakdown of room time youth served in 2018:
  - Average Temporary Room Time: 2.83 days
  - Longest Temporary Room Time: 4.00 days
  - Most Commonly Given Temporary Room Time: 2.00 days

GOALS

- Create opportunities for improved safety and health by transitioning staff, youth, and programming into the new juvenile hall upon completion of construction.
- Protect vulnerable populations by continuing to focus on trauma-informed care and the implementation of programs that support the goal of rehabilitation. Positive Behavior Interventions and Supports (PBIS), Aggression Social Skills Training (ASST), and trauma-informed practices are utilized in Juvenile Hall.
- Create opportunities for improved safety and health by expanding incentive programs in Juvenile Hall. These programs encourage good behavior and give youth more opportunities to grow and learn.
- Invest in county employees by continuing recruiting efforts in the community to become fully staffed in both the Juvenile Hall and Regional Facility.

FY 2019-20 PROPOSED BUDGET TABLE — JUVENILE HALL 1100-234

	2016-17 Actual	2017-18 Actual	2018-19 Adjusted	2019-20 Requested	2019-20 Proposed	Increase (Decrease)
Revenues						
Other Governmental Agencies	828,427	842,488	862,567	862,881	862,881	314
Charges for Current Services	18,221	14,070	5,000	1,000	1,000	(4,000)
Other Revenues	575	2,247	500	500	500	0
Total Revenues	**847,223**	**858,805**	**868,067**	**864,381**	**864,381**	**(3,686)**
Expenditures						
Salaries & Employee Benefits	1,630,800	1,637,032	1,867,529	1,893,771	1,893,771	26,242
Services and Supplies	242,571	231,441	251,554	256,636	256,636	5,082
Other Charges	28,253	27,253	39,481	44,247	44,247	4,766
Total Expenditures	**1,901,624**	**1,895,726**	**2,158,564**	**2,194,654**	**2,194,654**	**36,090**
Other Financing Sources (Uses)						
General Fund Contribution	0	0	0	1,330,273	1,330,273	1,330,273
Other Financing Sources (Uses)	**0**	**0**	**0**	**1,330,273**	**1,330,273**	**1,330,273**
Net Revenues (Expenditures)	**(1,054,401)**	**(1,036,921)**	**(1,290,497)**	**0**	**0**	**1,290,497**
Additional Funding Support						
1100 General Fund	1,054,401	1,036,921	1,290,497	0	0	(1,290,497)
Total Additional Funding Support	**1,054,401**	**1,036,921**	**1,290,497**	**0**	**0**	**(1,290,497)**
Staffing Positions						
Allocated Positions	21.40	21.40	20.40	20.40	20.40	0.00

SIGNIFICANT CHANGES

- The proposed revenue budget for the General Fund Contribution category has increased by 100% or $1,330,273 due to changes in local accounting practices. Contributions from the General Fund are now reflected as "Other Financing Sources (Uses)." The actual General Fund Contribution has increase by 3% or $39,776.
- The proposed expenditure budget for the Other Charges category has increased by 12% or $4,766 due to increases to Information Services charges, ADA ISF charges, and Communications/Utility charges in this budget unit for FY 19-20. There is a decrease to Central Service charges but the net effect is still an increase of just under $5,000 or approximately 12%.

ADDITIONAL FUNDING REQUESTS

Juvenile Hall submitted no additional funding requests.

PERSONNEL

There are no personnel changes.



FY 2019-20 PROPOSED BUDGET TABLE — REGIONAL FACILITY 1100-254

	2016-17 Actual	2017-18 Actual	2018-19 Adjusted	2019-20 Requested	2019-20 Proposed	Increase (Decrease)
Revenues						
Other Governmental Agencies	690,654	639,195	660,562	826,021	826,021	165,459
Charges for Current Services	222,054	145,679	125,000	80,000	80,000	(45,000)
Other Revenues	500	515	500	500	500	0
Other Financing Sources	0	0	64,287	64,537	64,537	250
Total Revenues	**913,208**	**785,389**	**850,349**	**971,058**	**971,058**	**120,709**
Expenditures						
Salaries & Employee Benefits	1,276,702	1,286,280	1,514,807	1,619,699	1,619,699	104,892
Services and Supplies	195,287	184,788	189,600	199,506	199,506	9,906
Other Charges	13,423	15,461	26,974	30,235	30,235	3,261
Fixed Assets	630	4,763	69,287	464,287	64,287	(5,000)
Special Items	(279)	(103)	(250)	0	0	250
Total Expenditures	**1,485,763**	**1,491,189**	**1,800,418**	**2,313,727**	**1,913,727**	**113,309**
Other Financing Sources (Uses)						
General Fund Contribution	0	0	0	1,342,669	942,669	942,669
Other Financing Sources (Uses)	**0**	**0**	**0**	**1,342,669**	**942,669**	**942,669**
Net Revenues (Expenditures)	**(572,555)**	**(705,800)**	**(950,069)**	**0**	**0**	**950,069**
Additional Funding Support						
1100 General Fund	572,555	705,800	950,069	0	0	(950,069)
Total Additional Funding Support	**572,555**	**705,800**	**950,069**	**0**	**0**	**(950,069)**
Staffing Positions						
Allocated Positions	16.50	16.50	16.50	16.50	16.50	0.00

SIGNIFICANT CHANGES

- The proposed revenue budget for the Other Governmental Agencies category has increased by 25% or $165,459 due to increased amount of Juvenile Justice and Crime Prevention Act (JJCPA) and Youth Offender Block Grant (YOBG) funds transferring from those respective trust accounts into the Regional Facility budget unit.
- The proposed revenue budget for the Charges for Current Services category has decreased by 36% or $45,000 due to an anticipated a decrease in Regional Facility Reimbursements for two reasons; the first is the passage of SB-190 which eliminated the assessment of juvenile fees. The second source of revenue in this line is from other counties placing juveniles into the new Horizons program in the HCPD Regional Facility. The number of out-of-county juveniles coming into the program has decreased likely due to the budget concerns.
- The proposed expenditure budget for the Salaries & Employee Benefits category has increased by 7% or $104,892 as a result of negotiated salary and benefit increases, the addition of salary increases and hazard pay for Juvenile Correctional Officers also added to the increase.
- The proposed expenditure budget for the Fixed Assets category has decreased by 7% or $5,000 due to the carry forward of funding to replace the HVAC system. Funding of $64,287 is recommended for fixed assets; additional details on the proposed equipment and projects are available in the Capital Expenditures table.
- The proposed General Fund Contribution has increased by 100% or $942,669 due to changes in local accounting practices. Contributions from the General Fund are now reflected as "Other Financing Sources (Uses)". The proposed General Fund Contribution has actually decreased by less than 1% or $7,400 due to shifts in the General Fund contribution between budget units.

ADDITIONAL FUNDING REQUESTS

Regional Facility submitted the following additional funding request: $400,000 to replace the roof of the Regional Facility. The HCPD is asking for the General Fund to fund this replacement. This request would provide for and maintain infrastructure.

This additional funding request is not recommended at this time. While this request has merit it did not meet a priority level that allowed for it to be funded based on available financial resources.

PERSONNEL

There are no personnel changes.



PROBATION MEASURE Z

PROGRAM DISCUSSION BY BUDGET UNIT

The purpose of the Probation Measure Z budget is to manage the Measure Z allocations that were approved by the Board of Supervisors. In November 2018, Humboldt County voters passed Measure O with a voter approval of nearly 74%. This measure renews Measure Z, the local half-cent sales tax originally passed by voters in 2014. Measure Z was the original ordinance that imposed the tax, and Measure O simply stated that it will remain in effect until ended by voters. As such, the tax will continue to be referred to as Measure Z. This budget provides one concise location for Measure Z funding allocated to Probation in order to ensure the utmost level of transparency.

The Probation Department receives ongoing Measure Z funding for six Deputy Probation Officer (DPO) positions. The budget unit 1100-296 manages and tracks the expenditures related to those allocation; however, operationally the officers are embedding the Juvenile and Adult Divisions of the department. Five DPOs oversee adult probationers, and one provides juvenile supervision.

This program supports the Board of Supervisors' Strategic Framework by enforcing laws and regulations to protect residents and protecting vulnerable populations.

ACCOMPLISHMENTS & GOALS

ACCOMPLISHMENTS

- Protected vulnerable populations with the Deputy Probation Officers funded by Measure Z who supervise on average 279 adult offenders per month.
- Fostered transparent, accessible and user-friendly services with the Juvenile Deputy Probation Officer who worked with youth and families during the 3rd quarter of this fiscal year.

GOALS

- Protect vulnerable populations by supervising on average 250 adult probationers per month.
- Foster transparent, accessible, and user-friendly services by conducting more than 300 contacts with probationers per month.



FY 2019-20 PROPOSED BUDGET TABLE — PROBATION MEASURE Z 1100-296

	2016-17 Actual	2017-18 Actual	2018-19 Adjusted	2019-20 Requested	2019-20 Proposed	Increase (Decrease)
Expenditures						
Salaries & Employee Benefits	367,428	418,038	493,884	534,922	534,922	41,038
Services and Supplies	40,861	28,734	32,070	4,286	4,286	(27,784)
Other Charges	1,499	10,801	12,820	5,555	5,555	(7,265)
Total Expenditures	**409,788**	**457,573**	**538,774**	**544,763**	**544,763**	**5,989**
Other Financing Sources (Uses)						
Other Financing Sources	0	0	0	(10,174)	(10,174)	(10,174)
General Fund Contribution	0	0	0	554,937	554,937	554,937
Other Financing Sources (Uses)	**0**	**0**	**0**	**544,763**	**544,763**	**544,763**
Net Revenues (Expenditures)	**0**	**0**	**0**	**0**	**0**	**0**
Additional Funding Support						
1100 General Fund	409,788	457,573	538,774	0	0	(538,774)
Total Additional Funding Support	**409,788**	**457,573**	**538,774**	**0**	**0**	**(538,774)**
Staffing Positions						
Allocated Positions	6.00	6.00	6.00	6.00	6.00	0.00

SIGNIFICANT CHANGES

- The proposed expenditure budget for the Salaries & Employee Benefits category has increased by 8% or $41,038 due to the Deputy Probation Officers (DPO) allocated to this budget unit have now been with Probation long enough to promote into DPO II classifications and receive longevity increases. In addition to this natural increase in salary and benefit costs, the latest HDSO MOU included 2.5% annual increases in 2018 and 2019 and the addition of $1,000 wellness and $200 health screening reimbursements.
- The proposed expenditure budget for the Services & Supplies category has decreased by 87% or $27,784 due to the increased salary and benefits costs in FY 2019-20, the services and supplies associated with HCPDs Measure Z budget unit, 296, had to be absorbed into 235 in order for the 296 budget unit to come in at or under the FY 2019-20 allocation without deallocating one of the six positions in this unit.
- The proposed revenue budget for the Other Financing Sources category has decreased by 100% or $10,174 due to changes in local accounting practices. Cost allocation charges are now reflected as "Other Financing Uses", as opposed to "Other Charges".
- The proposed General Fund Contribution has increased by 100% or $554,937 due to changes in local accounting practices. Contributions from the General Fund are now reflected as "Other Financing Sources (Uses)". The proposed General Fund Contribution has increase actually by 3% or $16,163.

ADDITIONAL FUNDING REQUESTS

Probation Measure Z submitted no additional funding requests.

PERSONNEL

There are no personnel changes.



PUBLIC DEFENDER

DEPARTMENT HEAD
Marek Reavis, Public Defender

To zealously protect and defend the rights of our clients through compassionate and inspired legal representation of the highest quality in pursuit of a fair and unbiased system of justice for all.

BUDGET TOTALS		FY 2019-20
Expenditures + Other Funding Uses	$	4,382,656
Revenues + Other Funding Sources	$	703,621
General Fund Contribution	$	3,679,035
Personnel		31.0
% General Fund Contribution		84%

PROGRAM DISCUSSION BY BUDGET UNIT

In 1962 the United States Supreme Court in Gideon v. Wainwright recognized that the Constitution required effective assistance of counsel for defendants in every criminal prosecution. From that point on, all defendants facing criminal charges were guaranteed the right to a lawyer, no matter their financial resources. The right of an individual accused of criminal behavior to be represented by counsel is guaranteed by both the United States Constitution and the California Constitution. The Office of the Public Defender works to fulfill those Constitutional mandates for every client.

The Public Defender has the following budget units:

- 1100 219 Public Defender Main
- 1100 246 Conflict Counsel
- 1100 292 Public Defender Measure Z

Besides providing legal assistance to those accused of crimes, the Public Defender also protects the rights of those deprived of liberty and property because they are gravely disabled. The Public Defender also helps protect and defend those who are the subject of proceedings during or after confinement where the continued confinement or other deprivation of civil liberties is alleged to be improper or illegal.

In 2013, all indigent defense offices were merged under the Public Defender. The restructure was designed to provide maximum flexibility in addressing the indigent defense needs of the county in a cost-efficient manner while centralizing administrative responsibilities.

1100 219 Public Defender Main Office

Provides primary representation in the appointments by the Humboldt County Superior Court for indigent adults charged with crimes; also appointed to represent persons released from the California Department of Corrections and Rehabilitation who are alleged to have violated the terms of their Post Release Community Supervision.

Additionally, the Public Defender is appointed to represent persons involuntarily detained in locked psychiatric facilities who object to their continued detention and/or refuse prescribed medications while detained.

1100 246 Conflict Counsel

Provides primary representation in 40 percent of the appointments by the Humboldt County Superior Court for indigent adults charged with crimes. Conflict Counsel is appointed when the main office declines an appointment due to a conflict of interest.

1100 292 Public Defender Measure Z

Public Defender Measure Z is discussed in further detail later in this section.

This program supports the Board of Supervisors' Strategic Framework by enforcing laws and regulations to protect residents, protecting vulnerable populations, and providing community-appropriate levels of service.

FY 2019-20 PROPOSED PUBLIC DEFENDER BUDGET

	2016-17 Actual	2017-18 Actual	2018-19 Adjusted	2019-20 Requested	2019-20 Proposed	Increase (Decrease)
Revenues						
Other Governmental Agencies	551,936	551,049	570,794	645,021	645,021	74,227
Charges for Current Services	43,721	38,189	58,600	58,600	58,600	0
Other Revenues	114	0	0	0	0	0
Total Revenues	**595,771**	**589,238**	**629,394**	**703,621**	**703,621**	**74,227**
Expenditures						
Salaries & Employee Benefits	3,461,504	3,324,497	3,757,714	4,902,880	3,875,915	118,201
Services and Supplies	242,385	272,307	342,847	438,554	392,633	49,786
Other Charges	72,634	67,656	105,320	136,160	112,579	7,259
Total Expenditures	**3,776,523**	**3,664,460**	**4,205,881**	**5,477,594**	**4,381,127**	**175,246**
Other Financing Sources (Uses)						
Other Financing Sources	0	38,850	0	(1,529)	(1,529)	(1,529)
General Fund Contribution	0	0	0	4,775,502	3,679,035	3,679,035
Other Financing Sources (Uses)	**0**	**38,850**	**0**	**4,773,973**	**3,677,506**	**3,677,506**
Net Revenues (Expenditures)	**(3,180,752)**	**(3,036,372)**	**(3,576,487)**	**0**	**0**	**3,576,487**
Additional Funding Support						
1100 General Fund	3,180,752	3,036,372	3,576,487	0	0	(3,576,487)
Total Additional Funding Support	**3,180,752**	**3,036,372**	**3,576,487**	**0**	**0**	**(3,576,487)**
Staffing Positions						
Allocated Positions	33.90	32.90	30.00	35.00	31.00	1.00

ACCOMPLISHMENTS & GOALS

- Continued to provide community-appropriate levels of service with quality legal representation with an extremely high caseload. Each misdemeanor attorney represents over 1600 county citizens (per fiscal year) who are charged with a misdemeanor crime in Humboldt County.
- Provided quality investigative services for county citizens charged with a serious crime. Over the last year over 1,000 criminal cases assigned to the Conflict Counsel Office were investigated as a result of Measure Z funding.
- Provide community-appropriate levels of service despite an 18% increase in the number of cases appointed to the Public Defender by the courts since voters approved Measure Z in 2014. Continue to remain committed to providing essential county services by ensuring quality legal representation that protect the rights of county residents.
- Protect vulnerable populations by continuing to represent clients that are homeless, mentally ill and with limited or no income and continue participating in homeless court and remain committed to treating all clients with dignity and respect.



FISCAL YEAR 2019-20

TOTAL REVENUES

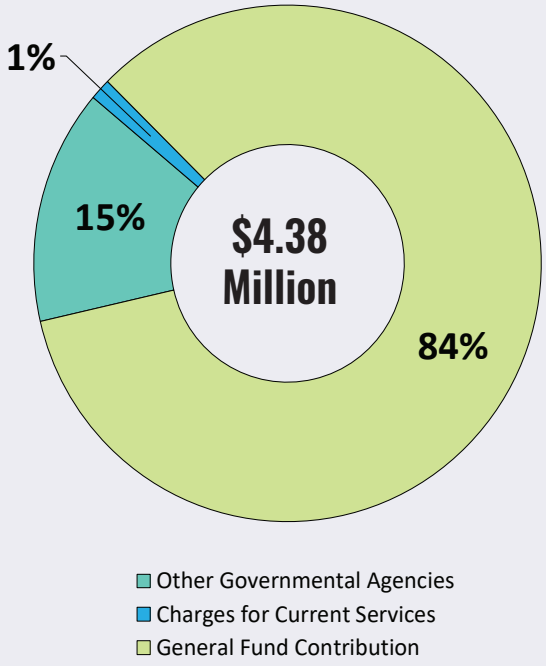

TOTAL EXPENDITURES

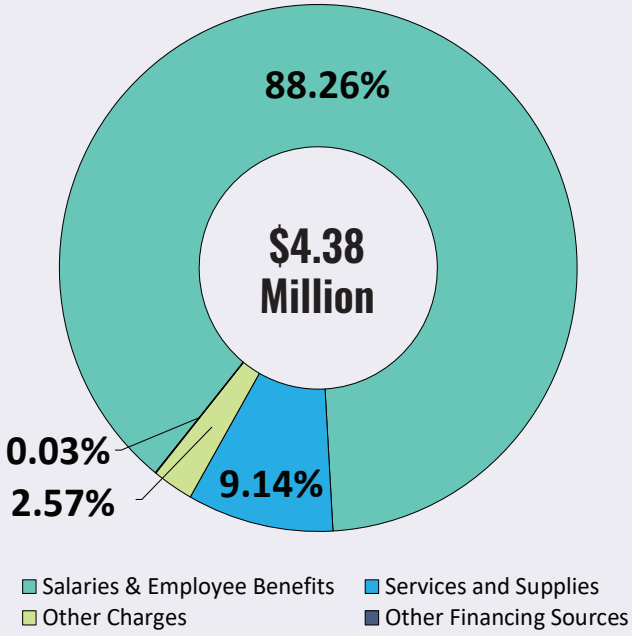

BY PROGRAM AREA

PERMANENT POSITIONS

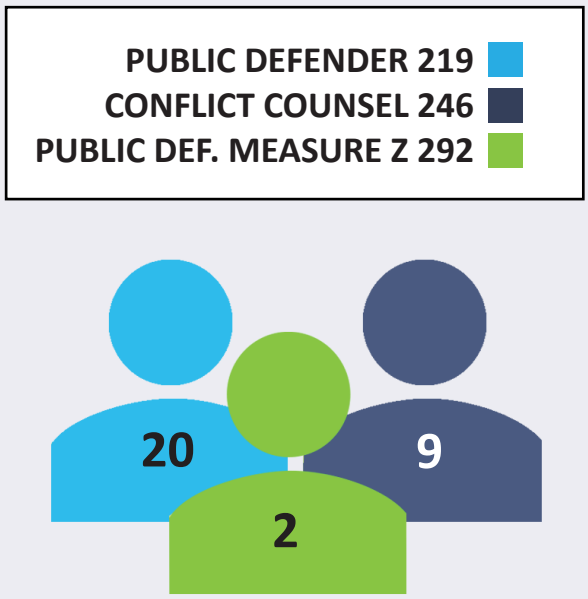

EXPENDITURES

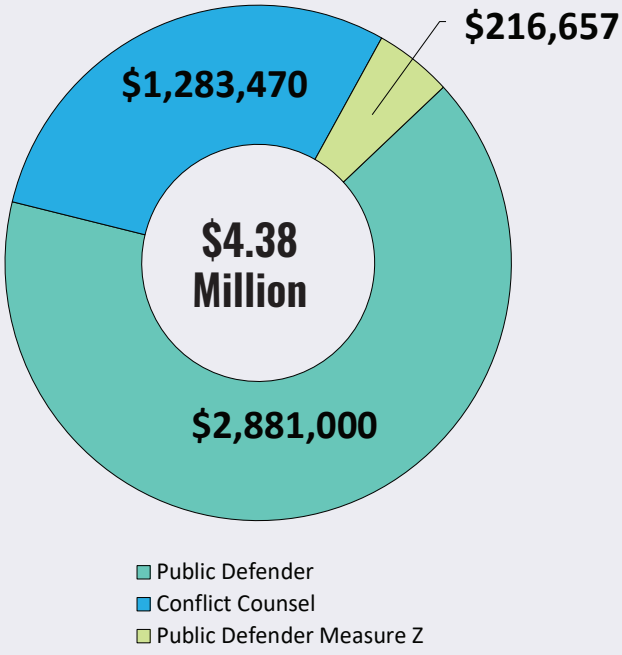

FY 2019-20 PROPOSED BUDGET TABLE — PUBLIC DEFENDER 1100-219

	2016-17 Actual	2017-18 Actual	2018-19 Adjusted	2019-20 Requested	2019-20 Proposed	Increase (Decrease)
Revenues						
Other Governmental Agencies	551,936	551,049	570,794	645,021	645,021	74,227
Charges for Current Services	37,315	33,420	51,600	51,600	51,600	0
Other Revenues	114	0	0	0	0	0
Total Revenues	**589,365**	**584,469**	**622,394**	**696,621**	**696,621**	**74,227**
Expenditures						
Salaries & Employee Benefits	2,339,970	2,124,622	2,473,989	2,698,449	2,531,728	57,739
Services and Supplies	159,629	192,947	192,245	267,186	267,186	74,941
Other Charges	54,770	53,228	76,933	82,086	82,086	5,153
Total Expenditures	**2,554,369**	**2,370,797**	**2,743,167**	**3,047,721**	**2,881,000**	**137,833**
Other Financing Sources (Uses)						
Other Financing Sources	0	38,850	0	0	0	0
General Fund Contribution	0	0	0	2,351,100	2,184,379	2,184,379
Other Financing Sources (Uses)	**0**	**38,850**	**0**	**2,351,100**	**2,184,379**	**2,184,379**
Net Revenues (Expenditures)	**(1,965,004)**	**(1,747,478)**	**(2,120,773)**	**0**	**0**	**2,120,773**
Additional Funding Support						
1100 General Fund	1,965,004	1,747,478	2,120,773	0	0	(2,120,773)
Total Additional Funding Support	**1,965,004**	**1,747,478**	**2,120,773**	**0**	**0**	**(2,120,773)**
Staffing Positions						
Allocated Positions	20.00	20.00	19.00	21.00	20.00	1.00

SIGNIFICANT CHANGES

- The proposed revenue for the Other Governmental Agencies category has increased by 13% or $74,227. The increase is based on trends from prior years. In addition, this budget includes Public Safety Realignment funds in the amount of $44,993. In previous years funds received through the Public Safety Realignment committee were added mid-year. The committee has already approved this funding for the next 2 fiscal years, so this funding is being added at the beginning of the year.
- The proposed expenditure budget for the Services & Supplies category has increased by 28% or $74,941 due to adding a recurrent software expenditure in the amount of $44,993. In addition, there is an increase in office expense and employee development that is funded through a slight increase in General Fund Contribution and decreases in expenditures such as workers compensation and health insurance.
- The proposed General Fund Contribution has increased by 100% or $2,184,379 due to changes in local accounting practices. Contributions from the General Fund are now reflected as "Other Financing Sources (Uses)." The proposed General Fund Contribution has actually increase by 3% or $63,606.

ADDITIONAL FUNDING REQUESTS

Public Defender submitted the following two additional funding requests:

1. $103,658 to hire 1.0 Deputy Public Defender
2. $63,064 to hire 1.0 Fiscal Assistant I/II.

These additional funding requests are not recommended at this time. While these requests have merit they did not meet a priority level that allowed for them to be funded based on available financial resources.

PERSONNEL

An overall increase of 1.0 FTE is proposed. The increase is due to the reorganization of staffing, and the addition of 1.0 FTE to adequately address increasing demands.

Allocate

1.0 Senior Legal Secretary

1.0 Fiscal Assistant I/II

Deallocate

1.0 Investigator

FY 2019-20 PROPOSED BUDGET TABLE — CONFLICT COUNSEL 1100-246

	2016-17 Actual	2017-18 Actual	2018-19 Adjusted	2019-20 Requested	2019-20 Proposed	Increase (Decrease)
Revenues						
Charges for Current Services	6,406	4,769	7,000	7,000	7,000	0
Total Revenues	**6,406**	**4,769**	**7,000**	**7,000**	**7,000**	**0**
Expenditures						
Salaries & Employee Benefits	1,028,167	1,068,886	1,077,998	1,266,607	1,130,500	52,502
Services and Supplies	82,728	78,204	140,602	125,000	125,000	(15,602)
Other Charges	17,864	14,428	27,457	27,970	27,970	513
Total Expenditures	**1,128,759**	**1,161,518**	**1,246,057**	**1,419,577**	**1,283,470**	**37,413**
Other Financing Sources (Uses)						
General Fund Contribution	0	0	0	1,412,577	1,276,470	1,276,470
Other Financing Sources (Uses)	**0**	**0**	**0**	**1,412,577**	**1,276,470**	**1,276,470**
Net Revenues (Expenditures)	**(1,122,353)**	**(1,156,749)**	**(1,239,057)**	**0**	**0**	**1,239,057**
Additional Funding Support						
1100 General Fund	1,122,353	1,156,749	1,239,057	0	0	(1,239,057)
Total Additional Funding Support	**1,122,353**	**1,156,749**	**1,239,057**	**0**	**0**	**(1,239,057)**
Staffing Positions						
Allocated Positions	11.90	10.90	9.00	10.00	9.00	0.00

SIGNIFICANT CHANGES

- The proposed expenditure budget for the Services & Supplies category has decreased by 11% or $15,602 due to decreases in professional and special services and computer software.
- The proposed General Fund Contribution has increased by 100% or $1,276,470 due to changes in local accounting practices. Contributions from the General Fund are now reflected as "Other Financing Sources (Uses)". The proposed General Fund Contribution has actually increased by 3% or $37,413.

ADDITIONAL FUNDING REQUESTS

Conflict Counsel submitted one additional funding request for $136,107 to hire 1.0 FTE Deputy Public Defender position to increase productivity and reduce excessive workloads for Public Defender staff.

This additional funding request is not recommended at this time. While this request has merit it did not meet a priority level that allowed for it to be funded based on available financial resources.

PERSONNEL

There are no personnel changes.



PUBLIC DEFENDER MEASURE Z

PROGRAM DISCUSSION BY BUDGET UNIT

The purpose of the Public Defender Measure Z budget is to manage the Measure Z allocations that were approved by the Board of Supervisors. In November 2018, Humboldt County voters passed Measure O with a voter approval of nearly 74%. This measure renews Measure Z, the local half-cent sales tax originally passed by voters in 2014. Measure Z was the original ordinance that imposed the tax, and Measure O simply stated that it will remain in effect until ended by voters. As such, the tax will continue to be referred to as Measure Z. This budget provides one concise location for Measure Z funding allocated to the Public Defender in order to ensure the utmost level of transparency.

Public Defender Measure Z supports the Board's Strategic Framework by protecting vulnerable populations.

FY 2019-20 PROPOSED BUDGET TABLE — PUBLIC DEFENDER MEASURE Z 1100-292

	2016-17 Actual	2017-18 Actual	2018-19 Adjusted	2019-20 Requested	2019-20 Proposed	Increase (Decrease)
Expenditures						
Salaries & Employee Benefits	93,367	130,989	205,727	930,052	205,915	188
Services and Supplies	28	1,156	10,000	54,140	8,219	(1,781)
Other Charges	0	0	930	26,104	2,523	1,593
Total Expenditures	**93,395**	**132,145**	**216,657**	**1,010,296**	**216,657**	**0**
Other Financing Sources (Uses)						
Other Financing Sources	0	0	0	(1,529)	(1,529)	(1,529)
General Fund Contribution	0	0	0	1,011,825	218,186	218,186
Other Financing Sources (Uses)	**0**	**0**	**0**	**1,010,296**	**216,657**	**216,657**
Net Revenues (Expenditures)	**0**	**0**	**0**	**0**	**0**	**0**
Additional Funding Support						
1100 General Fund	93,395	132,145	216,657	0	0	(216,657)
Total Additional Funding Support	**93,395**	**132,145**	**216,657**	**0**	**0**	**(216,657)**
Staffing Positions						
Allocated Positions	2.00	2.00	2.00	2.00	2.00	0.00

SIGNIFICANT CHANGES

The proposed General Fund Contribution has increased by 100% or $218,186 due to changes in local accounting practices. Contributions from the General Fund are now reflected as "Other Financing Sources (Uses)." The proposed General Fund Contribution has actually increase by less than 1% or $1,529.

PERSONNEL

There are no personnel changes.

ADDITIONAL FUNDING REQUESTS

The Public Defender Measure Z submitted the following request: $793,639 for 2.0 Deputy Public Defenders and 3.0 Legal Office Assistants.

This additional funding request is not recommended at this time. While this request has merit it did not receive a priority ranking that allowed for it to be funded based on available Measure Z funding. All Measure Z requests were reviewed and prioritized by the Citizens' Advisory Committee and the Board of Supervisors.

SHERIFF-CORONER
DEPARTMENTAL SUMMARY

ELECTED OFFICIAL
William F. Honsal, Sheriff-Coroner

We, the members of the Humboldt County Sheriff's Office, are committed to providing competent, effective and responsive public safety services to the citizens of Humboldt County and visitors to our community, recognizing our responsibility to maintain order, while affording dignity and respect to all persons and holding ourselves to the highest standards of professional and ethical conduct.

BUDGET TOTALS		FY 2019-20
Expenditures + Other Funding Uses	$	41,208,609
Revenues + Other Funding Sources	$	14,262,196
General Fund Contribution	$	26,946,413
Personnel		290.0
% General Fund Contribution		65%

PROGRAM DISCUSSION BY BUDGET UNIT

California Constitution, Article 11, Section 1(b) mandates the Office of the Sheriff. The duties of the Sheriff are enumerated within several codes of the State of California, including the Government Code and the Penal Code. Government Code Sections 7 and 7.6 give the Sheriff the authority to perform his duty and to designate a deputy. Particular to this unit, Government Code Sections 26600, 26602, 26603 and 26611, mandate that the Sheriff shall preserve the peace, shall arrest and take before a magistrate all persons who attempt to commit or have committed a public offense, shall prevent and suppress any affrays, breaches of the peace, riots, and insurrections, investigate public offenses, and that he shall attend all superior courts held within his county and shall act as their crier.

The Sheriff's Office contains the following program areas:

Animal Shelter & Control

- 1100 278 Animal Shelter & Control

Custody Services

- 1100 243 Correctional Facility
- 2884 127 Inmate Welfare Fund (IWF)

Sheriff's Operations

- 1100 124 SAFE Grant
- 1100 274 Emerg. Management Performance Grant
- 3495 126 Cal-ID RAN
- 1100 129 Hazard Mitigation Program Grant
- 3745 131 SCOP
- 1100 132 US Forest Camp
- 1100 133 USDA Controlled Substances
- 1100 213 Homeland Security Grant
- 1100 221 Sheriff's Operations
- 1100 225 Airport Security
- 1100 228 Cannabis Eradication
- 1100 229 Boating Safety
- 1100 260 Courts Security
- 3644 265 Drug Task Force
- 1100 272 Coroner/Public Administrator
- 1100 494 Homeland Security #2
- 1100 499 Byrne JAG Local Grant

Sheriff's Measure Z

- 1100 297 Sheriff's Measure Z

FY 2019-20 PROPOSED SHERIFF-CORONER BUDGET

	2016-17 Actual	2017-18 Actual	2018-19 Adjusted	2019-20 Requested	2019-20 Proposed	Increase (Decrease)
Revenues						
Licenses and Permits	357,607	412,778	385,175	397,000	397,000	11,825
Fines, Forfeits and Penalties	49,913	56,094	40,300	198,052	198,052	157,752
Use of Money and Property	0	0	0	15,300	15,300	15,300
Other Governmental Agencies	10,345,584	11,274,553	11,747,708	11,420,555	11,420,555	(327,153)
Charges for Current Services	1,737,600	1,658,448	1,655,825	1,485,788	1,485,788	(170,037)
Other Revenues	822,543	1,488,464	1,028,489	296,700	296,700	(731,789)
Total Revenues	**13,313,247**	**14,890,337**	**14,857,497**	**13,813,395**	**13,813,395**	**(1,044,102)**
Expenditures						
Salaries & Employee Benefits	27,276,696	27,746,809	30,888,532	30,603,814	30,603,814	(284,718)
Services and Supplies	6,926,747	6,788,028	8,502,273	8,499,900	8,463,400	(38,873)
Other Charges	637,072	709,127	1,075,006	1,349,094	1,349,094	274,088
Fixed Assets	541,235	1,228,166	1,184,973	5,280,601	780,601	(404,372)
Special Items	(120,112)	(822)	(1,600)	(1,500)	(1,500)	100
Total Expenditures	**35,261,638**	**36,471,308**	**41,649,184**	**45,731,909**	**41,195,409**	**(453,775)**
Other Financing Sources (Uses)						
Other Financing Uses	0	0	0	(13,200)	(13,200)	(13,200)
Other Financing Sources	0	5,105	192,984	448,801	448,801	255,817
General Fund Contribution	0	0	0	31,482,913	26,946,413	26,946,413
Other Financing Sources (Uses)	**0**	**5,105**	**192,984**	**31,918,514**	**27,382,014**	**27,189,030**
Net Revenues (Expenditures)	**(21,948,391)**	**(21,575,866)**	**(26,598,703)**	**0**	**0**	**26,598,703**
Additional Funding Support						
1100 General Fund	21,948,391	21,575,866	26,598,703	0	0	(26,598,703)
Total Additional Funding Support	**21,948,391**	**21,575,866**	**26,598,703**	**0**	**0**	**(26,598,703)**
Staffing Positions						
Allocated Positions	292.08	296.08	301.54	290.00	290.00	(11.54)

ORGANIZATIONAL CHART

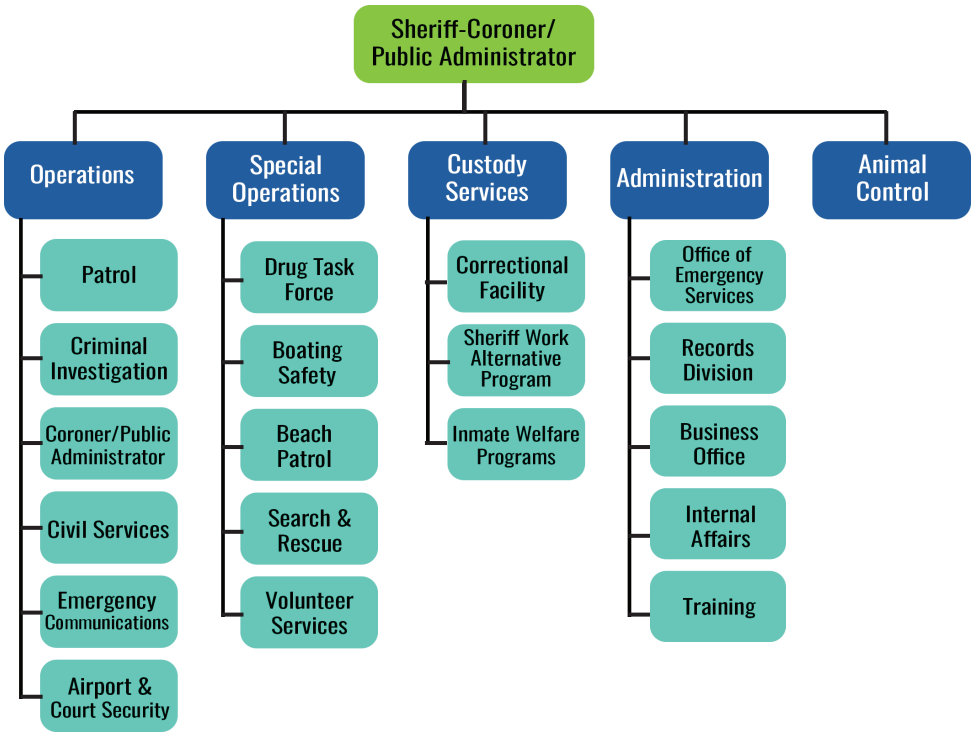

FISCAL YEAR 2019-20

TOTAL REVENUES

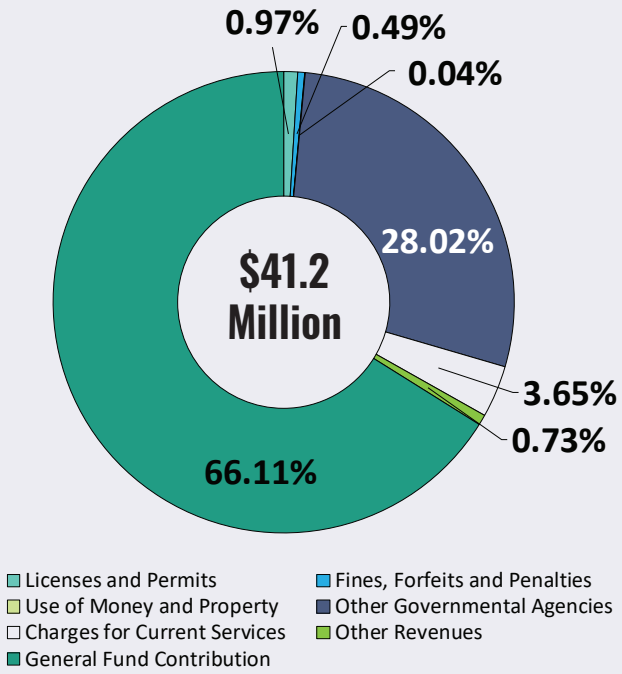

TOTAL EXPENDITURES

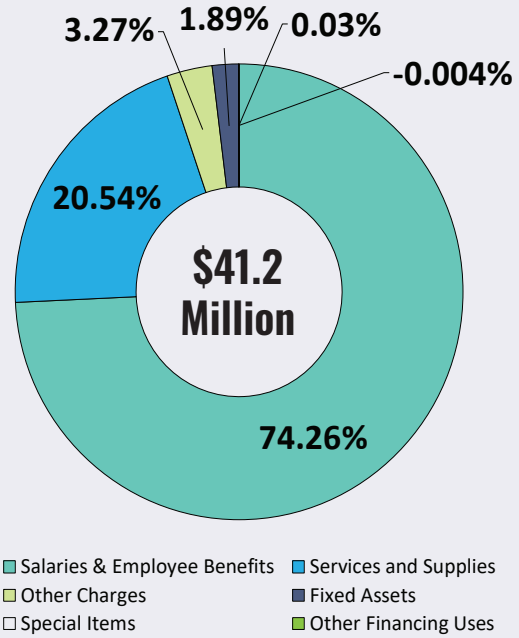

BY PROGRAM AREA

PERMANENT POSITIONS

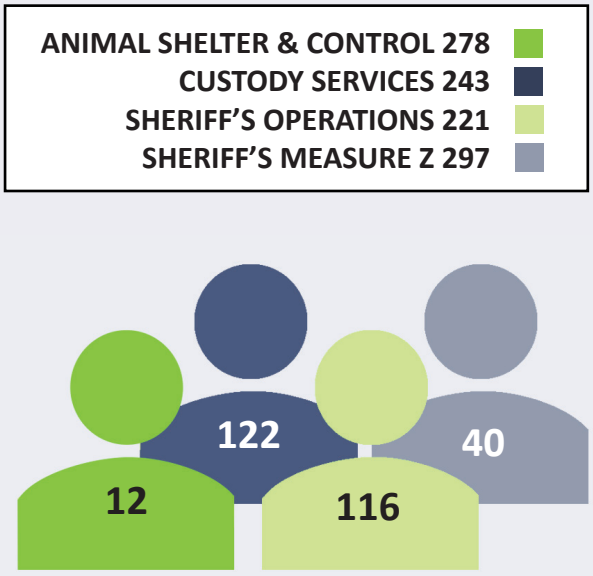

EXPENDITURES (In Millions)

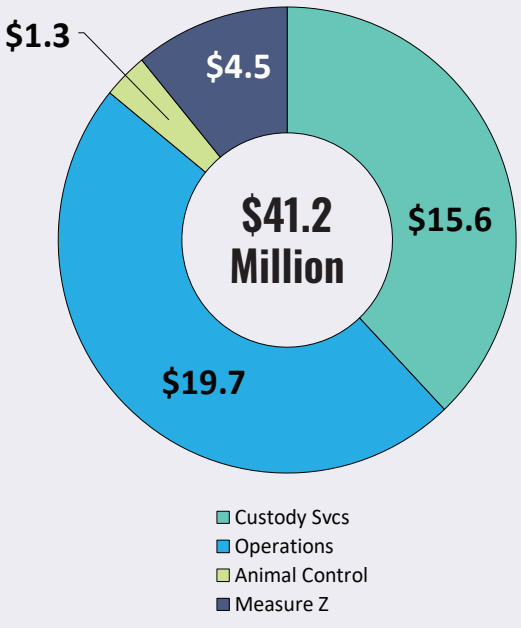

CUSTODY SERVICES

PROGRAM DISCUSSION BY BUDGET UNIT

The mission of the Humboldt County Correctional Facility (HCCF) is to provide for the safety of the community by the secure detention of individuals arrested and accused of crimes within the jurisdiction of Humboldt County. The Custody Services Division is responsible for the operation of the HCCF and its related programs. Government Code Section 26605 and Penal Code Section 4000 mandate that it is the duty of the Sheriff to be the sole and exclusive authority of the county Correctional Facility and in the supervision of its inmates.

This program contains the following budget units:

- 1100-243 Correctional Facility
- 1100-244 Correctional Realignment
- 3884-127 Inmate Welfare Fund (IWF)

The HCCF budget accounts for the staff and operations of the county's 417-bed TYPE II Correctional Facility and the Sheriff's Work Alternate Programs (SWAP).

Several educational programs are provided within the facility in conjunction with College of the Redwoods. Under staff supervision, inmates work in the facility kitchen and laundry and perform general janitorial duties. Mental health, alcohol and other drug support and medical services are provided to incarcerated individuals on a seven-day-a-week basis. SWAP allows qualified individuals to perform community service work rather than be incarcerated and includes a corrections farm, firewood production, landscaping services, and the Cal-Trans highway clean-up projects.

In accordance with Penal Code 4025, the Sheriff has established a commissary store in connection with the facility to provide supplies to inmates. Any profit is deposited to the Inmate Welfare Fund (IWF) for the benefit, recreation, education, or welfare of inmates. The fund pays for services like Netflix and Edovo educational tablets. A Program Coordinator manages the programs and services provided by this funding. An Inmate Welfare Fund Committee provides oversight of the fund's budget and the Sheriff's Business Office provides fiduciary responsibilities for the accounting of the fund.



ACCOMPLISHMENTS & GOALS

- Supported the self-reliance of citizens and created opportunities for improved safety and health by working with over 80 volunteers and 14 inmate programs on a programs-based corrections model. Last year over 250 inmates completed college courses and two inmates received a HiSET certification.
- Invited civic engagement and awareness of available services by hosting the first-ever "Coffee with Corrections." This event allow the public to see what it's like to be an inmate in our facility, and learn more about the programs and services provided to offenders. Community members were invited to join jail staff for free coffee and a tour of the facility.
- Invited civic engagement and awareness of available services, managed our resources to ensure sustainability of services and provided community-appropriate levels of services by utilizing the Sheriff's Farm and SWAP program. These efforts continue to be successes, providing a source of nutrition for inmates in our facility, allowing the department to manage its resources, and allowing low level offenders to work off sentences.
- Created opportunities for improved safety and health and protected vulnerable populations by conducting the body-worn camera pilot program. By providing video documentation of interactions between staff and inmates, our use of body-worn cameras will help improve safety for the vulnerable populations within the facility and invest in staff by protecting them from false accusations of wrongdoing.
- Foster accessible, welcoming and user friendly services by looking at new and inventive ways of interacting with the community we serve.
- Support the self-reliance of citizens by continuing to expand programs to give those incarcerated the tools necessary to be successful members of the community upon release by focusing on education and job readiness skills.
- Create opportunities for improved safety and health by enhancing substance abuse programs to focus on breaking the cycle of opioid addiction for those incarcerated, and coordinating continued treatment upon release.





FY 2019-20 PROPOSED BUDGET TABLE — CORRECTIONAL FACILITY 1100-243

	2016-17 Actual	2017-18 Actual	2018-19 Adjusted	2019-20 Requested	2019-20 Proposed	Increase (Decrease)
Revenues						
Other Governmental Agencies	2,767,815	2,885,544	2,862,870	3,503,120	3,503,120	640,250
Charges for Current Services	645,503	783,957	760,000	664,500	664,500	(95,500)
Other Revenues	96,255	91,213	251,000	1,000	1,000	(250,000)
Total Revenues	**3,509,573**	**3,760,714**	**3,873,870**	**4,168,620**	**4,168,620**	**294,750**
Expenditures						
Salaries & Employee Benefits	9,524,314	9,778,679	10,700,102	11,331,188	11,331,188	631,086
Services and Supplies	2,750,519	2,920,937	3,682,378	3,510,289	3,510,289	(172,089)
Other Charges	154,002	164,343	242,138	276,527	276,527	34,389
Fixed Assets	427,269	63,739	305,444	4,770,943	270,943	(34,501)
Total Expenditures	**12,856,104**	**12,927,698**	**14,930,062**	**19,888,947**	**15,388,947**	**458,885**
Other Financing Sources (Uses)						
Other Financing Sources	0	0	40,726	234,654	234,654	193,928
General Fund Contribution	0	0	0	15,485,673	10,985,673	10,985,673
Other Financing Sources (Uses)	**0**	**0**	**40,726**	**15,720,327**	**11,220,327**	**11,179,601**
Net Revenues (Expenditures)	**(9,346,531)**	**(9,166,984)**	**(11,015,466)**	**0**	**0**	**11,015,466**
Additional Funding Support						
1100 General Fund	9,346,531	9,166,984	11,015,466	0	0	(11,015,466)
Total Additional Funding Support	**9,346,531**	**9,166,984**	**11,015,466**	**0**	**0**	**(11,015,466)**
Staffing Positions						
Allocated Positions	117.00	117.00	119.00	121.00	121.00	2.00

SIGNIFICANT CHANGES

All revenue, expenses, and 4.0 FTEs from AB109 California Realignment budget unit 1100-244 were moved to this budget unit.

- The proposed revenue budget for the Other Governmental Agencies category has increased by 22% or $640,250 due to the consolidation with budget unit 1100-244, resulting in an increase of $532,102. In addition, Prop 172 revenue increased by $132,410.
- The proposed revenue budget for the Charges for Current Services category has decreased by 13% or $95,500 due to FY 2018-19 revenue for the Sheriff's Work Alternative Program (SWAP) and the CalTrans/ Inmate Work Program has been less than budgeted. SWAP has had difficulty in recruiting and retaining crew leaders which reduces the ability for SWAP to provide contracted services.
- The proposed revenue budget for the Other Revenues category has decreased by 99% or $250,000 due to the Inmate Welfare Fund being moved to its own budget unit 3884-127.
- The proposed expenditure budget for the Salaries & Employee Benefits category increased by 6% or $631,086 due to negotiated salary and benefits increases and additional positions being added as explained in the personnel section. The overall increases were offset with budgeting vacancies using historical trends and projected recruitment goals.
- The proposed expenditure budget for the Other Charges category has increased by 14% or $34,389 due to increases in overhead allocations by other departments.
- The proposed expenditure budget for the Fixed Assets category has decreased 11% or $34,501 due to one-time equipment replacement costs budgeted in FY 2018-19. Funding of $270,943 is recommended for fixed assets; additional details on the proposed equipment and projects are available in the Capital Expenditures table.
- The proposed revenue budget for the Other Financing Sources category has increased by 100% or $193,928 due to changes in local accounting

SIGNIFICANT CHANGES

practices. "Transfers In" are now reflected as "Other Financing Sources," as opposed to Other Revenues.

- The proposed General Fund Contribution has increased by 100% or $10,985,673 due to changes in local accounting practices. Contributions from the General Fund are now reflected as "Other Financing Sources (Uses)." The proposed General Fund Contribution has actually decreased by .01% or $29,793 due to shifts in the contribution to the Sheriff's other budget units.

ADDITIONAL FUNDING REQUESTS

The Correctional Facility submitted the following two additional funding requests:

1. $4,000,000 for Security System Upgrade. The current security system is 17 years old, outdated, and experiencing camera failures that are often unrepairable in many locations throughout the jail. The $4,000,000 is a high estimate. There is a Request for Proposal for this project ending soon that will provide a more accurate cost to upgrade.

2. $500,000 for Correctional Facility Roof Replacement Phase I. The section of roof identified for Phase I is approximately 24 years old. The Correctional Facility is experiencing multiple leaks that are untraceable. The flat roof with a rubber bladder is difficult to repair and overdue for replacement. The $500,000 is an estimate. Quotes would need to be obtained for an accurate project cost.

These additional funding requests are not recommended at this time. While these requests have merit they did not meet a priority level that allowed for it to be funded based on available financial resources.

PERSONNEL

An increase of 2.0 FTE is proposed. The increase is due to the allocation of 2.0 new FTEs, 9.0 FTEs moving from Measure Z 1100-297, 4.0 FTEs moving from 1100-244, the elimination of 12.0 frozen positions, and moving the 1.0 FTE Program Coordinator to the Inmate Welfare Fund budget unit 3884-127. The Correctional Facility is in need of a Food Services Supervisor and Legal Office Assistant for the booking division. These 2 additional positions are funded with salary savings due to vacancy trends.

Allocate

2.0 Legal Office Assistant I/II

1.0 Correctional Lieutenant

1.0 Supervising Correctional Deputy

10.0 Correctional Deputy I/II

1.0 Food Services Supervisor

Deallocate

1.0 Supervising Correctional Deputy (Frozen)

1.0 Senior Correctional Deputy (Frozen)

10.0 Correctional Deputy I/II (Frozen)

1.0 Correctional Program Coordinator



FY 2019-20 PROPOSED BUDGET TABLE CORRECTIONAL FACILITY REALIGNMENT 1100-244

	2016-17 Actual	2017-18 Actual	2018-19 Adjusted	2019-20 Requested	2019-20 Proposed	Increase (Decrease)
Revenues						
Other Governmental Agencies	311,543	388,326	459,060	0	0	(459,060)
Total Revenues	**311,543**	**388,326**	**459,060**	**0**	**0**	**(459,060)**
Expenditures						
Salaries & Employee Benefits	254,844	318,302	326,335	0	0	(326,335)
Services and Supplies	54,082	52,156	97,789	0	0	(97,789)
Other Charges	14,193	32,621	34,936	0	0	(34,936)
Total Expenditures	**323,119**	**403,079**	**459,060**	**0**	**0**	**(459,060)**
Net Revenues (Expenditures)	**0**	**0**	**0**	**0**	**0**	**0**
Additional Funding Support						
1100 General Fund	11,576	14,753	0	0	0	0
Total Additional Funding Support	**11,576**	**14,753**	**0**	**0**	**0**	**0**
Staffing Positions						
Allocated Positions	4.00	4.00	4.00	0.00	0.00	-4.00

SIGNIFICANT CHANGES

This budget unit will become inactive in FY 2019-20. All revenue, expenses and FTEs were moved to Correctional Facility budget unit 1100-243.

ADDITIONAL FUNDING REQUESTS

Correctional Facility Realign submitted no additional funding requests.

PERSONNEL

A decrease of 4.0 FTE is proposed. The decrease is due to all FTEs being moved to Correctional Facility budget unit 1100-243.

Deallocate

1.0 Legal Office Assistant I/II

3.0 Correctional Officer I/II



FY 2019-20 PROPOSED BUDGET TABLE — INMATE WELFARE FUND (IWF) 3884-127

	2016-17 Actual	2017-18 Actual	2018-19 Adjusted	2019-20 Requested	2019-20 Proposed	Increase (Decrease)
Revenues						
Use of Money and Property	0	0	0	10,500	10,500	10,500
Other Revenues	0	0	0	285,000	285,000	285,000
Total Revenues	**0**	**0**	**0**	**295,500**	**295,500**	**295,500**
Expenditures						
Salaries & Employee Benefits	0	0	0	75,000	75,000	75,000
Services and Supplies	0	0	0	207,300	207,300	207,300
Other Financing Uses	0	0	0	13,200	13,200	13,200
Total Expenditures	**0**	**0**	**0**	**295,500**	**295,500**	**295,500**
Net Revenues (Expenditures)	**0**	**0**	**0**	**0**	**0**	**0**
Staffing Positions						
Allocated Positions	0.00	0.00	0.00	1.00	1.00	1.00

SIGNIFICANT CHANGES

This is a new budget unit created to improve transparency of the IWF budget. Previously the IWF revenue was reported in the IWF trust 3884-000 and the IWF expenditures were reported in the Correctional Facility budget unit 1100-243 object code 2557 - Inmate Welfare. Transfers were made from the IWF trust 3884 to the Correctional Facility revenue 1100-243-707518 to cover the expenses.

- The proposed revenue budget for the Use of Money & Property category has increased by 100% or $10,500 due to the creation of a new budget unit. Previously the Interest Revenue was reported in the IWF trust 3884-000 as "Use of Money & Property," and will now be tracked through this budget unit. The actual increase in Interest Revenue is 14% or $1,864. This increase is due to expected increase as a result of a new contract to host the jail security system.
- The proposed revenue budget for the Other Revenues category has increased by 100% or $285,000 due to the creation of a new budget unit. Previously Inmate Welfare revenue was reported in the IWF trust 3884-000 as "Other Revenue," and will now be tracked through this budget unit. The actual increase in the "Other Revenue Category" for budget unit 3884-127 is 14% or $35,000. This increase is due to an expected increase from a new contract.
- The proposed expenditure budget for the Salaries & Employee Benefits category has increased by 100% or $75,000 due to the creation of a new budget unit. Previously, IWF expenditures were reported in the Correctional Facility budget unit 1100-243. As a result, salary costs related only to Inmate Welfare was not previously specified. The salary costs are for a Correctional Program Coordinator. Any increases are as a result of negotiated salary increases.
- The proposed expenditure budget for the Services & Supplies category has increased by 100% or $207,300 due to the creation of a new budget unit. Previously, IWF expenditures were reported in the Correctional Facility budget unit. As a result, Services & Supplies costs related only to Inmate Welfare were not previously specified.
- The proposed expenditure budget for the Other Financing Uses category has increased by 100% or $13,200 due to the creation of a new budget unit. Previously, IWF expenditures were reported in the Correctional Facility budget unit. The actual increase is due to net revenue being transferred back to the IWF fund balance.

ADDITIONAL FUNDING REQUESTS

Inmate Welfare Fund submitted no additional funding requests.

PERSONNEL

An increase in 1.0 FTE is proposed. The increase is due to moving the Inmate Welfare Fund to its own budget unit. There is no net change to the personnel related to this function.

Allocate

1.0 Correctional Program Coordinator

SHERIFF'S OPERATIONS

PROGRAM DISCUSSION BY BUDGET UNIT

Sheriff Operations (HCSO) has reorganized budget units to provide more transparency. Previously HCSO was organized in 10 budget units. With FY2019-20 the operations division is now organized in 2 operating, 10 grant, and 3 special revenue fund budgets. HCSO has applied for 3 additional grants and will be notified of award in the 1st or 2nd quarter of FY2019-20. The additional budget requests will be brought to the Board of Supervisors for approval at the time of award.

This program area is comprised of the following budget units:

1100-221 Sheriff Operations

This budget unit is the main operational budget unit for the department and includes the following:

- Administration Division - Fiscal support, records, technical services, training, internal affairs, risk management, policies, Office of Emergency Services (OES), and other administrative services.
- Operations Division - Patrol, criminal investigation, airport and court security, civil services, property/evidence, dispatch, Special Weapons and Tactics (SWAT), coroner's office, and public administration.
- Special Operations Division – Drug enforcement, boating safety, beach patrol, search and rescue, and volunteer services.

1100-274 Emergency Management Performance Grant

- This budget unit supports the fundamental operations of OES by funding 50% of the salaries and benefits for the 3 FTEs dedicated to OES and the emergency mass notification system.

1100 129 Hazard Mitigation Grant

- This budget unit supports the update of the Humboldt Operational Area Hazard Mitigation Plan in partnership with 23 planning partner jurisdictions.

1100 213 Homeland Security Grant #1 & 1100 494 Homeland Security Grant #2

- These budget units support the quality and quantity of emergency first responder programs of various local agencies within our jurisdiction. The local agencies participating in this grant include HCSO, Public Health, Fortuna Fire, Humboldt Bay Municipal Fire, Eureka Police Department and Arcata Police Department.

1100 124 Sexual Assault Felony Enforcement Grant

- This budget unit helps support HCSO's efforts to reduce violent sexual assault crimes through proactive surveillance and arrests of habitual sex offenders and providing PC 290 violator apprehension education to law enforcement and supporting agencies.

1100 132 USDA Forest Services Exhibit A Campground

- This budget unit supports enforcement of laws on National Forest System lands.

1100 229 Boating Safety Grant

- This budget unit supports patrolling the waterways of the county, enforces the laws of the State of California, provide aid to the boating public, promote boating safety through vessel inspections and by issuing citations when appropriate, and provide supervision at organized water events and participate in search and rescue operations and drowned body recoveries when necessary.

1100-499 Byrne Jag Local Grant

- This budget unit helps support the Drug Task Force's operations to suppress manufacturing and trafficking of controlled substances.

1100-228 Domestic Cannabis Eradication/Suppression Program Grant

- This budget unit supports working closely with county and state agencies to target the most egregious violators, while not impacting growers and producers in the process of obtaining permits.

1100-133 USDA Forest Services Exhibit B Controlled Substances

- This budget unit supports operations to suppress manufacturing and trafficking of controlled substances on or affecting the administration of National Forest System lands, with an emphasis on identification, apprehension and prosecution of suspects engaged in these activities.

3644-265 Drug Task Force

- This budget unit supports the Humboldt County Drug Task Force (DTF), which is a multi-jurisdictional task force that has been in existence for over 20 years. The DTF is comprised of local law enforcement agencies which dedicate staff to combat mid to major level narcotic offenders in all jurisdictional boundaries of the county. Day to day functions follow Sheriff practices and policies with assigned agents still under the authority of their parent agency. The DTF funds its operations with asset forfeiture revenues.

3495-126 Cal-ID/RAN

- As authorized by the county with the adoption of resolution 98-86, Vehicle Code 9250.19 allows the county to charge $1.00 fee on vehicle registrations to fund local programs that enhance law enforcement to provide fingerprint and photo imaging identification equipment. Penal Code 11112.4 requires a local Remote Access Network (RAN) Board composed of seven members. The RAN board determines the placement of RAN equipment and develops any procedures necessary to regulate the ongoing use and maintenance of that equipment.

3745-131 Sheriff's Citizens on Patrol (SCOP)

- This budget unit supports SCOP, which is a volunteer program that assists the Sheriff's Office law enforcement efforts. Primarily, volunteers aid in the crime prevention efforts by patrolling neighborhoods to be a visual deterrence to crime and report suspicious activity. While on patrol, volunteers may conduct violation checks, patrol identified problem areas, conduct traffic control at incidents, or other activity assignments directed by the Sheriff's Dispatch. Volunteers may also, at their discretion, assist at other activities such as parades, primarily by providing traffic control. This program is funded partly through private donations. The donations are maintained in this special revenue fund to support the purchase of safety clothing, equipment and supplies needed to support this service. HCSO provides patrol vehicles and supervision.

This program supports the Board of Supervisors' Strategic Framework by enforcing laws and regulations to protect residents.



ACCOMPLISHMENTS

- Sought outside funding sources to benefit Humboldt County needs by applying for three additional grants. The Sheriff's Office will be notified of award in the 1st or 2nd quarter of FY 2019-20. The additional budget requests will be brought to the Board of Supervisors for approval at the time of award. Identifying and pursuing ways to improve the HCSO service array, at no additional cost to the county, is a key objective of the department.
- Invested in county employees by initiating continuous recruitment to fill vital safety positions, including an ongoing testing process with in-house exam proctors to expedite the process. A $12,000 hiring incentive package has been approved for lateral deputy candidates, whose acquisition saves the department a great deal by not having to fund academy and other trainings.
- Fostered transparent, accessible, welcoming and user-friendly services by implementing new operational software, RIMS by Sun Ridge Systems, Inc., connects the HDSO database to that of the Eureka, Arcata, Fortuna and Humboldt State University police departments. Through improved inter-agency coordination and communication, safety agencies can address community problems in an even more organized manner.
- Provided community-appropriate levels of service and invited civic engagement and awareness of public services through the Sheriff's Citizens on Patrol (SCOP). This group has 10 volunteers that provided 1,641 patrol hours and participated in 19 community events. The Sheriff's Neighborhood Watch program has 62 Neighborhood Watch Groups and participated in 28 community events. Both programs help to increase safety to the community.
- Enforced laws and regulations to protect residents by having the Drug Enforcement Unit conduct 78 operations that resulted in 226,986 black market cannabis plants eradicated, 31,547 lbs black market cannabis bud destroyed, 17,367 lbs of black market cannabis shake destroyed, 16 arrests, 46 firearms seized, and 298+ environmental violations documented in 2018.
- Enforced laws and regulations to protect residents by having the Drug Enforcement Unit serve 135 search warrants, conducted 106 drug-related arrests, and seized 45 firearms. They seized 28.95 lbs of methamphetamine, 34.44 lbs of Heroin, 3.10 lbs of cocaine, and 333 lbs of black market cannabis in 2018.
- Enforced laws and regulations to protect residents by having the Criminal Investigations Division serve 120+ search warrants, investigated 293+ cases, conducted 15 arrests, and provided 23 agency assists in 2018.
- Provided community-appropriate levels of service and invited civic engagement and awareness of public services and protected vulnerable populations through the Office of Emergency Services, which hosted 16 community outreach events, provided 175+ hours of training to the community and had 5 Emergency Operating Center activations. There were 5,600 new registrations for the Humboldt Alert system in 2018.
- Enforced laws and regulations to protect resident via the Coroner's Office, which conducted 640 death investigations and 215 autopsies in 2018.
- Protected vulnerable populations via Sheriff patrols, which conducted 1,686 arrests, took 6,657 reports, and responded to 65,743 calls for service. The Emergency Communications Dispatch Center had 159,074 total phone calls, 27,052 Emergency 9-1-1 calls and 65,743+ calls for service in 2018.



GOALS

- Create opportunities for improved safety and health and invest in county employees through programs such as the Sheriff's Fitness Challenge and the Wellness Reimbursement Program. In the 2017 calendar year, there were $4.4 million dollars in payouts for worker's compensation claims. For 2018, that number reduced tremendously to $700,000. There has also been a decrease in sick time used by employees. By investing in its staff the department hopes to continue these trends in the years to come.
- Provide for and maintain infrastructure and protect vulnerable populations by taking steps to perform much-needed improvements to radio infrastructure in the upcoming fiscal year. This will increase responsiveness to vulnerable communities in more remote areas of the county. This project will decrease unintended chatter and eliminate areas with dangerously limited coverage.
- Protect vulnerable populations by expanding neighborhood watch program.
- Invest in county employees by filling position in the jail and operations to improve better services for the public.
- Build interjurisdictional and regional cooperation and protect vulnerable populations by continuing to work with Community Partners on addressing the Opioid Crisis
- Build interjurisdictional and regional cooperation by continuing to foster a partnership with CWS and the Community to address the child abuse issues in Humboldt County to lower the ACES score. We can also continue to meet goals relating to the DOJ settlement agreement with Child Abuse Cross Reporting.



FY 2019-20 PROPOSED BUDGET TABLE — SEX ASSAULT FELONY ENFORCEMENT (SAFE) 1100-124

	2016-17 Actual	2017-18 Actual	2018-19 Adjusted	2019-20 Requested	2019-20 Proposed	Increase (Decrease)
Revenues						
Other Governmental Agencies	0	0	0	16,000	16,000	16,000
Total Revenues	**0**	**0**	**0**	**16,000**	**16,000**	**16,000**
Expenditures						
Salaries & Employee Benefits	0	0	0	10,000	10,000	10,000
Services and Supplies	0	0	0	6,000	6,000	6,000
Total Expenditures	**0**	**0**	**0**	**16,000**	**16,000**	**16,000**
Net Revenues (Expenditures)	**0**	**0**	**0**	**0**	**0**	**0**
Staffing Positions						
Allocated Positions	0.00	0.00	0.00	0.00	0.00	0.00

SIGNIFICANT CHANGES

This is a new budget unit created to improve transparency of the Sexual Assault Felony Enforcement Grant budget. Previously the grant was accounted for in the Sheriff Operations budget unit 1100-221.

Revenue was recorded to object code 504105 - SAFE Program and expenses were coded to the applicable object codes.

- The proposed revenue budget for the Other Governmental Agencies category has increased by 100% or $16,000 due to changes in local accounting practices. Previously the grant was accounted for in the Sheriff Operations budget unit 1100-221. Revenue. The SAFE Grant revenue has increased by 60% or $6,000 due to increased award from the state.

ADDITIONAL FUNDING REQUESTS

SAFE submitted no additional funding requests.

PERSONNEL

There are no personnel changes.



FY 2019-20 PROPOSED BUDGET TABLE — EMPG 1100-274

	2016-17 Actual	2017-18 Actual	2018-19 Adjusted	2019-20 Requested	2019-20 Proposed	Increase (Decrease)
Revenues						
Other Governmental Agencies	127,464	154,040	280,600	152,500	152,500	(128,100)
Other Revenues	3,287	4,000	0	0	0	0
Total Revenues	**130,751**	**158,040**	**280,600**	**152,500**	**152,500**	**(128,100)**
Expenditures						
Salaries & Employee Benefits	128,366	115,819	181,788	271,000	271,000	89,212
Services and Supplies	78,322	94,755	194,311	34,000	34,000	(160,311)
Other Charges	10,315	16,221	13,175	0	0	(13,175)
Fixed Assets	4,505	0	0	0	0	0
Total Expenditures	**221,508**	**226,795**	**389,274**	**305,000**	**305,000**	**(84,274)**
Other Financing Sources (Uses)						
General Fund Contribution	0	0	0	152,500	152,500	152,500
Total Other Financing Sources (Uses)	**0**	**0**	**0**	**152,500**	**152,500**	**152,500**
Net Revenues (Expenditures)	**(90,757)**	**(68,755)**	**(108,674)**	**0**	**0**	**108,674**
Additional Funding Support						
1100 General Fund	90,757	68,755	108,674	0	0	(108,674)
Total Additional Funding Support	**90,757**	**68,755**	**108,674**	**0**	**0**	**(108,674)**
Staffing Positions						
Allocated Positions	1.00	1.00	2.00	3.00	3.00	1.00

SIGNIFICANT CHANGES

This budget unit was formerly known as the Office of Emergency Services (OES) budget. Previously the Emergency Mitigation Performance Grant (EMPG), the Hazard Mitigation Grant, and the OES operations funded by the general fund were all accounted for in budget unit 1100-274. To improve transparency of the grants, the OES general fund operations were moved to Sheriff Operations budget 1100-221, the Hazard Mitigation Grant was moved to a new budget 1100-129, and the EMPG grant is all that remains in 1100-274.

- The proposed revenue budget for the Other Governmental Agencies category has decreased by 46% or $128,100 due to the reorganization of the OES budget unit. The revenue from the Homeland Security grants and the Multi-Hazard Mitigation grant are now in their own budget units.
- The proposed expense budget for Salaries & Employee Benefits has increased by 49% or $89,212 due to moving an FTE from Measure Z to this budget unit.
- The proposed expense budget for Services & Supplies has decreased by 83% or $160,311 due to the budget reorganization.
- The proposed expenditure budget for the Other Charges category has decreased by 100% or $13,175 due to the reorganization of the OES budget unit.
- The proposed General Fund Contribution has increased by 100% or $152,500 due to changes in local accounting practices. Contributions from the General Fund are now reflected as "Other Financing Sources (uses)." The proposed General Fund Contribution has actually increased by 40% or $43,826 due to the increased expense of moving an FTE from Measure Z to this budget unit.



ADDITIONAL FUNDING REQUESTS

Emergency Mitigation Performance Grant submitted no additional funding requests.

PERSONNEL

An increase of 1.0 FTE is proposed. The increase is due to the Sheriff's Department has re-organized budget units and FTEs. The Program Coordinator FTE was moved from Measure Z 1100-297.

Allocate

1.0 Program Coordinator



FY 2019-20 PROPOSED BUDGET TABLE — CAL-ID/REMOTE AREA NETWORK 3495-126

	2016-17 Actual	2017-18 Actual	2018-19 Adjusted	2019-20 Requested	2019-20 Proposed	Increase (Decrease)
Revenues						
Use of Money and Property	0	0	0	4,200	4,200	4,200
Charges for Current Services	0	0	0	150,000	150,000	150,000
Total Revenues	**0**	**0**	**0**	**154,200**	**154,200**	**154,200**
Expenditures						
Services and Supplies	0	0	0	154,200	154,200	154,200
Total Expenditures	**0**	**0**	**0**	**154,200**	**154,200**	**154,200**
Net Revenues (Expenditures)	**0**	**0**	**0**	**0**	**0**	**0**
Additional Funding Support						
3495 Fingerprint Identification Reg	0	0	0	0	0	0
Total Additional Funding Support	**0**	**0**	**0**	**0**	**0**	**0**
Staffing Positions						
Allocated Positions	0.00	0.00	0.00	0.00	0.00	0.00

SIGNIFICANT CHANGES

This is a new budget unit created to improve transparency of the Cal-ID/RAN budget. Previously the Cal-ID/RAN revenue was reported in the Cal-ID/RAN trust 3495-000 and the expenditures were reported in the Sheriff Operations budget unit 1100-221. Transfers were made from the Cal-ID/RAN trust 3495 to the Sheriff Operations revenue 1100-243-707520 to cover the expenses.

- The proposed revenue budget for the Charges for Current Services category has increased by 100% or $150,000 due to the creation of a new budget unit to provide for improved grant tracking.
- The proposed expenditure budget for the Services & Supplies category has increased by 100% or $154,200 due to the creation of a new budget unit to provide for improved grant tracking.

ADDITIONAL FUNDING REQUESTS

Cal-ID/RAN submitted no additional funding requests.

PERSONNEL

There are no personnel changes.



FY 2019-20 PROPOSED BUDGET TABLE — HAZARD MITIGATION GRANT PROGRAM 1100-129

	2016-17 Actual	2017-18 Actual	2018-19 Adjusted	2019-20 Requested	2019-20 Proposed	Increase (Decrease)
Revenues						
Other Governmental Agencies	0	0	0	20,000	20,000	20,000
Total Revenues	**0**	**0**	**0**	**20,000**	**20,000**	**20,000**
Expenditures						
Services and Supplies	0	0	0	20,000	20,000	20,000
Total Expenditures	**0**	**0**	**0**	**20,000**	**20,000**	**20,000**
Net Revenues (Expenditures)	**0**	**0**	**0**	**0**	**0**	**0**
Staffing Positions						
Allocated Positions	0.00	0.00	0.00	0.00	0.00	0.00

SIGNIFICANT CHANGES

This is a new budget unit created to improve transparency of the Hazard Mitigation Grant budget. Previously the grant was accounted for in the Office of Emergency Services budget unit 1100-274.

- The proposed revenue budget for the Other Governmental Agencies category has increased by 100% or $20,000. Previously the grant was accounted for in the Office of Emergency Services budget unit 1100-274. The actual decrease is 100% or $100,000. The decrease is due to reduction in award because the county will not need to update its Hazard Mitigation Plan again this year.
- The proposed expenditure budget for the Services & Supplies category has increased by 100% or $20,000. Previously the grant was accounted for in the Office of Emergency Services budget unit. Any decrease is due to not needing to begin the process of update the Local Hazard Mitigation Plan this year.

ADDITIONAL FUNDING REQUESTS

Hazard Mitigation Grant Program submitted no additional funding requests.

PERSONNEL

There are no personnel changes.



FY 2019-20 PROPOSED BUDGET TABLE — SHERIFF CITIZENS ON PATROL (SCOP) 3745-131

	2016-17 Actual	2017-18 Actual	2018-19 Adjusted	2019-20 Requested	2019-20 Proposed	Increase (Decrease)
Revenues						
Use of Money and Property	0	0	0	600	600	600
Other Revenues	0	0	0	1,000	1,000	1,000
Total Revenues	**0**	**0**	**0**	**1,600**	**1,600**	**1,600**
Expenditures						
Services and Supplies	0	0	0	2,800	2,800	2,800
Total Expenditures	**0**	**0**	**0**	**2,800**	**2,800**	**2,800**
Other Financing Sources (Uses)						
Other Financing Sources	0	0	0	600	600	600
Total Other Financing Sources (Uses)	**0**	**0**	**0**	**2,800**	**2,800**	**2,800**
Net Revenues (Expenditures)	**0**	**0**	**0**	**0**	**0**	**0**
Staffing Positions						
Allocated Positions	0.00	0.00	0.00	0.00	0.00	0.00

SIGNIFICANT CHANGES

This is a new budget unit created to improve transparency of the SCOP budget. Previously the SCOP revenue was reported in the SCOP trust (3745) and the expenditures were reported in the Sheriff Operations budget unit. Transfers were made from the SCOP trust 3745 to the Sheriff Operations revenue to cover the expenses.

ADDITIONAL FUNDING REQUESTS

SCOP submitted no additional funding requests.

PERSONNEL

There are no personnel changes.



FY 2019-20 PROPOSED BUDGET TABLE — USDA FOREST SERV. CAMP GRANT A 1100-132

	2016-17 Actual	2017-18 Actual	2018-19 Adjusted	2019-20 Requested	2019-20 Proposed	Increase (Decrease)
Revenues						
Other Governmental Agencies	0	0	0	8,000	8,000	8,000
Total Revenues	**0**	**0**	**0**	**8,000**	**8,000**	**8,000**
Expenditures						
Salaries & Employee Benefits	0	0	0	5,000	5,000	5,000
Services and Supplies	0	0	0	3,000	3,000	3,000
Total Expenditures	**0**	**0**	**0**	**8,000**	**8,000**	**8,000**
Net Revenues (Expenditures)	**0**	**0**	**0**	**0**	**0**	**0**
Staffing Positions						
Allocated Positions	0.00	0.00	0.00	0.00	0.00	0.00

SIGNIFICANT CHANGES

This is a new budget unit created to improve transparency of the USDA Forest Service Exhibit A Campground Funding budget. Previously the funding was accounted for in the Sheriff Operations budget unit 1100-221.

ADDITIONAL FUNDING REQUESTS

USDA Forest Service Camp Grant A submitted no additional funding requests.

PERSONNEL

There are no personnel changes.



FY 2019-20 PROPOSED BUDGET TABLE — USDA FOREST SERV. CSD GRANT B 1100-133

	2016-17 Actual	2017-18 Actual	2018-19 Adjusted	2019-20 Requested	2019-20 Proposed	Increase (Decrease)
Revenues						
Other Governmental Agencies	0	0	0	13,201	13,201	13,201
Total Revenues	**0**	**0**	**0**	**13,201**	**13,201**	**13,201**
Expenditures						
Salaries & Employee Benefits	0	0	0	11,881	11,881	11,881
Services and Supplies	0	0	0	1,320	1,320	1,320
Total Expenditures	**0**	**0**	**0**	**13,201**	**13,201**	**13,201**
Net Revenues (Expenditures)	**0**	**0**	**0**	**0**	**0**	**0**
Staffing Positions						
Allocated Positions	0.00	0.00	0.00	0.00	0.00	0.00

SIGNIFICANT CHANGES

This is a new budget unit created to improve transparency of the USDA Forest Service Exhibit B Controlled Substances Funding budget. Previously the funding was accounted for in the Special Services budget unit 1100-228.

- All revenue and expense categories have increased by 100% due to the new budget unit. There are no true increases or decreases compared to last year.

ADDITIONAL FUNDING REQUESTS

USDA Forest Service Exhibit B Controlled Substance Funding submitted no additional funding requests.

PERSONNEL

There are no personnel changes.



FY 2019-20 PROPOSED BUDGET TABLE — HOMELAND SECURITY GRANT #1 1100-213

	2016-17 Actual	2017-18 Actual	2018-19 Adjusted	2019-20 Requested	2019-20 Proposed	Increase (Decrease)
Revenues						
Other Financing Sources	88,380	173,079	352,202	183,528	183,528	(168,674)
Total Revenues	**88,380**	**173,079**	**352,202**	**183,528**	**183,528**	**(168,674)**
Expenditures						
Salaries & Employee Benefits	0	0	0	10,592	10,592	10,592
Services and Supplies	98,423	50,550	239,316	26,157	26,157	(213,159)
Other Charges	1,903	422	18,222	146,779	146,779	128,557
Fixed Assets	27,145	224,358	97,685	0	0	(97,685)
Total Expenditures	**127,471**	**275,330**	**355,223**	**183,528**	**183,528**	**(171,695)**
Net Revenues (Expenditures)	**0**	**0**	**0**	**0**	**0**	**0**
Additional Funding Support						
1100 General Fund	39,091	102,251	3,021	0	0	(3,021)
Total Additional Funding Support	**39,091**	**102,251**	**3,021**	**0**	**0**	**(3,021)**
Staffing Positions						
Allocated Positions	0.00	0.00	0.00	0.00	0.00	0.00

SIGNIFICANT CHANGES

- The proposed revenue budget for the Other Governmental Agencies category has decreased 48% or $168,674 due to the reorganization of the HSGP grant budget units.
- The proposed expenditure budget for the Salaries & Benefits category has increased 100% or $10,592 due to a change in local accounting practice. The reimbursement of staff time to manage the grant are now reflected as "Salaries & Employee Benefits," as opposed to "Other Charges."
- The proposed expenditure budget for the Services & Supplies category have decreased 89% or $213,159 due to the reorganization of the HSGP grant budget units and a change in local accounting practice. Previously sub-awards were accounted for as "Services & Supplies" category, whereas now they are in reflected as "Other Charges."
- The proposed expenditure budget for the Other Charges category have increased 100% or $128,557 due to a change in local accounting practice. Previously sub-awards were accounted for as "Services & Supplies" category, whereas now they are in reflected as "Other Charges."
- The proposed expenditure budget for the Fixed Assets category have decreased 100% or $97,685 due to the purchase of a Polymerased Chain Reaction Machine in FY 2018-19.

ADDITIONAL FUNDING REQUESTS

Homeland Security Grant 1 submitted no additional funding requests.

PERSONNEL

There are no personnel changes.



FY 2019-20 PROPOSED BUDGET TABLE — SHERIFF OPERATIONS 1100-221

	2016-17 Actual	2017-18 Actual	2018-19 Adjusted	2019-20 Requested	2019-20 Proposed	Increase (Decrease)
Revenues						
Licenses and Permits	73,554	69,901	70,000	63,000	63,000	(7,000)
Fines, Forfeits and Penalties	225	245	300	300	300	0
Other Governmental Agencies	5,048,874	5,327,400	5,316,920	6,920,526	6,920,526	1,603,606
Charges for Current Services	677,895	453,565	501,000	428,000	428,000	(73,000)
Other Revenues	223,603	945,492	620,423	9,500	9,500	(610,923)
Total Revenues	**6,024,151**	**6,796,603**	**6,508,643**	**7,421,326**	**7,421,326**	**912,683**
Expenditures						
Salaries & Employee Benefits	10,938,712	10,768,838	11,900,649	13,617,931	13,617,931	1,717,282
Services and Supplies	2,214,864	1,922,707	2,817,099	3,523,625	3,487,125	670,026
Other Charges	372,087	390,800	478,888	642,043	642,043	163,155
Fixed Assets	28,104	603,391	351,577	396,070	396,070	44,493
Special Items	(5,654)	(822)	(1,600)	(1,500)	(1,500)	100
Total Expenditures	**13,548,113**	**13,684,914**	**15,546,613**	**18,178,169**	**18,141,669**	**2,595,056**
Other Financing Sources (Uses)						
Other Financing Sources	0	0	0	284,091	284,091	284,091
General Fund Contribution	0	0	0	10,472,752	10,436,252	10,436,252
Other Financing Sources (Uses)	**0**	**0**	**0**	**10,756,843**	**10,720,343**	**10,720,343**
Net Revenues (Expenditures)	**(7,523,962)**	**(6,888,311)**	**(9,037,970)**	**0**	**0**	**9,037,970**
Additional Funding Support						
1100 General Fund	7,523,962	6,888,311	9,037,970	0	0	(9,037,970)
Total Additional Funding Support	**7,523,962**	**6,888,311**	**9,037,970**	**0**	**0**	**(9,037,970)**
Staffing Positions						
Allocated Positions	101.08	101.08	103.00	113.00	113.00	10.00

SIGNIFICANT CHANGES

- The proposed revenue budget for the Other Governmental Agencies category has increased by 30% or $1,603,606 due to the Sheriff's Office budget reorganization. Furthermore, an additional $80,746 in State Aid-Public Safety Services revenue, the elimination of $10,000 from Federal Aid - DEA due to the Sheriff no longer having an agent assigned to that unit, a reduction of $106,002 in revenue from Blue Lake and Trinidad cities due to the removal of one deputy from those cities, and an additional $50,000 of revenue from the Drug Task Force to process their property/evidence have impacted this revenue category.
- The proposed revenue budget for the Charges for Current Services category as decreased by 15% or $73,000 due to conservatively budgeting FY 2019-20 based on FY 2018-19 year-end projections. In addition, $82,000 of revenue was a trust transfer and is now reported in Other Financing Sources as a transfer in.
- The proposed revenue budget for the Other Revenues category has decreased by 98% or $610,923 due to changes in local accounting practices. Revenue transfers from trusts are now reported in Other Financing Sources as a transfer in.
- The proposed expenditure budget for the Salaries & Employee Benefits category has increased by 14% or $1,717,282 due to a combination of negotiated salary increases and additional FTEs being added due to the budget reorganization. The overall increases were offset with budgeting vacancies using historical trends and projected recruitment goals.
- The proposed expenditure budget for the Services & Supplies category has increased by 24% or $670,026 due to the Sheriff's Office budget reorganization.
- The proposed expenditure budget for the Other Charges category has increased by 34% or $163,155 due to overhead cost allocations from other departments increasing, and some increase is due to budget reorganization.

SIGNIFICANT CHANGES

- The proposed expenditure budget for the Fixed Assets category has increased by 12% or $44,493 due to the projects that have been prioritized for this fiscal year. These include the purchase of a mobile x-ray unit, a new operations vehicle, renewal of the RIMS database software lease, and necessary improvements to the parking lot at the McKinleyville station. Funding of $396,070 is recommended for fixed assets; additional details on the proposed equipment and projects are available in the Capital Expenditures table.

- The proposed revenue budget for the Other Financing Sources category has increased by 100% or $284,091 due to changes in local accounting practices and the budget reorganization. Transfers from trusts are now reflected as "Other Financing Sources."

- The proposed General Fund Contribution has increased by 100% or $10,436,252 due to changes in local accounting practices. Contributions from the General Fund are now reflected as "Other Financing Sources (uses)." The proposed General Fund Contribution has actually increased by 16% or $1,398,282 due to shifting of the General Contribution between Sheriff budget units to accommodate for the departmental reorganization.

Additional Changes:

Sheriff Operations did a budget and FTE reorganization to improve transparency and align FTEs with the command structure. Details below describe the changes made in FY 2019-20.

The revenue, expense, and 16 FTE's from the following budget units were moved to Sheriff Operations 1100-221:

Airport Security 1100-225

Court Security 1100-260

Coroner/Public Administrator 1100-272

5.0 FTE's and all non-grant related revenue and expenses from the following budget units were moved to Sheriff Operations 1100-221:

Office of Emergency Services 1100-274

Special Services 1100-228

Boating Safety 1100-229.



ADDITIONAL FUNDING REQUESTS

Sheriff's Operations submitted no additional funding requests. However the Probation Department submitted a request for $36,500 for the equivalent cost of a 0.5 FTE Dispatcher in the Sheriff's Office. While this request would not add 0.5 FTE to the Sheriff's Office, this request would reimburse the Sheriff for providing dispatch services for Probation staff conducting field contacts throughout the county and is included as a funding request in this budget unit. Prior to April 2019, this service was provide to Probation by the Eureka Police Department for no charge.

This additional funding request is not recommended at this time. While this request has merit it did not meet a priority level that allowed for it to be funded based on available resources.



PERSONNEL

An increase of 10.0 FTE is proposed. The increase is due to a net 9.0 FTEs moving from other budgets due to the departmental reorganization and the elimination of 3.0 frozen positions. In addition, 1.0 FTE Property Technician was added and is funded with $50,000 from the Drug Task Force (DTF) to process the DTF's property/evidence and a reduction in Property Tech Extra-Help. Finally, Sheriff Operations is in need of an additional 3.0 FTE Sergeant positions funded by salary savings due to vacancy trends. The proposed changes are as follows:

Allocate

1.0 Legal Office Assistant I/II2.0

4.0 Sheriff's Sergeant

3.0 Deputy Sheriff I/II

2.0 Deputy Coroner-Public Admin

1.0 Property Technician I/II

1.0 Administrative Analyst

1.0 Public Information Specialist

Deallocate

2.0 Senior Legal Office Assistant (37.5 HR) (Frozen)

1.0 Evidence Technician (Frozen)



FY 2019-20 PROPOSED BUDGET TABLE — AIRPORT SECURITY 1100-225

	2016-17 Actual	2017-18 Actual	2018-19 Adjusted	2019-20 Requested	2019-20 Proposed	Increase (Decrease)
Revenues						
Other Governmental Agencies	0	191,502	252,362	0	0	(252,362)
Total Revenues	**0**	**191,502**	**252,362**	**0**	**0**	**(252,362)**
Expenditures						
Salaries & Employee Benefits	111,105	203,754	263,208	0	0	(263,208)
Services and Supplies	1,402	3,993	2,767	0	0	(2,767)
Other Charges	59	58	104	0	0	(104)
Special Items	(114,458)	0	0	0	0	0
Total Expenditures	**(1,892)**	**207,805**	**266,079**	**0**	**0**	**(266,079)**
Net Revenues (Expenditures)	**1,892**	**(16,303)**	**(13,717)**	**0**	**0**	**13,717**
Additional Funding Support						
1100 General Fund	(1,892)	16,303	13,717	0	0	(13,717)
Total Additional Funding Support	**(1,892)**	**16,303**	**13,717**	**0**	**0**	**(13,717)**
Staffing Positions						
Allocated Positions	0.00	0.00	0.00	0.00	0.00	0.00

SIGNIFICANT CHANGES

This budget unit will become inactive FY 2019-20. All revenue, expenses and extra-help staff were moved to Sheriff Operations budget unit 1100-221.

ADDITIONAL FUNDING REQUESTS

The Airport Security program submitted no additional requests.

PERSONNEL

There are no personnel changes.



FY 2019-20 PROPOSED BUDGET TABLE DOMESTIC CANNABIS ERADICATION GRANT 1100-228

	2016-17 Actual	2017-18 Actual	2018-19 Adjusted	2019-20 Requested	2019-20 Proposed	Increase (Decrease)
Revenues						
Other Governmental Agencies	411,912	290,731	206,049	225,000	225,000	18,951
Total Revenues	**411,912**	**290,731**	**206,049**	**225,000**	**225,000**	**18,951**
Expenditures						
Salaries & Employee Benefits	151,351	208,886	399,390	100,000	100,000	(299,390)
Services and Supplies	170,305	127,773	56,190	125,000	125,000	68,810
Other Charges	8,327	4,657	5,870	0	0	(5,870)
Fixed Assets	0	0	35,827	0	0	(35,827)
Total Expenditures	**329,983**	**341,316**	**497,277**	**225,000**	**225,000**	**(272,277)**
Net Revenues (Expenditures)	**81,929**	**(50,585)**	**(291,228)**	**0**	**0**	**291,228**
Additional Funding Support						
1100 General Fund	(81,929)	50,585	291,228	0	0	(291,228)
Total Additional Funding Support	**(81,929)**	**50,585**	**291,228**	**0**	**0**	**(291,228)**
Staffing Positions						
Allocated Positions	4.00	4.00	4.00	0.00	0.00	-4.00

SIGNIFICANT CHANGES

This budget unit was formerly known as the Marijuana Eradication or Special Services budget. Previously the Domestic Cannabis Eradication/Suppression Program (DCESP) Grant, the USDA Forest Service Controlled Substances Grant, and other special services operations funded by the general fund were all accounted for in budget unit 1100-228. To improve transparency of the grants, the special services general fund operations were moved to Sheriff Operations budget 1100-221, the USDA Forest Service Controlled Substances Grant was moved to a new budget 1100-133, and the DCESP grant is all hat remains in 1100-228.

Deputy Sheriff staff often provide overtime shifts outside of their regularly scheduled shift. To reduce the amount of entries made between budget units, the Sheriff's department has re-organized so that all Deputy Sheriff I/II positions will be based in Sheriff Operations 1100-221 and Measure Z 1100-297. Time spent on specific grants will be transferred to the grant budget unit using 1475 salaries reimbursed

- The proposed revenue budget for the Other Governmental Agencies category has increased by 9% or $18,951 due to an increase in the DCESP grant award of $71,000 and moving other funding out of this budget unit due to a reorganization of the Special Services budget.
- The proposed expenditure budget for the Salaries & Employee Benefits category has decreased by 75% or $299,390 due to the reorganization of the budget unit.
- The proposed expenditure budget for the Services & Supplies category has increased by 100% or $68,810 due to increased grant revenue allowing the department to make additional purchases under this category.
- The proposed expenditure budget for the Fixed Assets category has decreased by 100% or $35,827 due to FY 2018-19 allocations for special one-time purchases that will not be continued in this fiscal

ADDITIONAL FUNDING REQUESTS

DCESP submitted no additional funding requests.

PERSONNEL

A decrease of 4.0 FTE is proposed. The decrease is due to the reorganization of the Special Services budget unit, positions have moved to 1100-221.


SHERIFF
SHERIFF

FY 2019-20 PROPOSED BUDGET TABLE — BOATING SAFETY 1100-229

	2016-17 Actual	2017-18 Actual	2018-19 Adjusted	2019-20 Requested	2019-20 Proposed	Increase (Decrease)
Revenues						
Other Governmental Agencies	186,942	75,222	121,530	121,530	121,530	0
Total Revenues	**186,942**	**75,222**	**121,530**	**121,530**	**121,530**	**0**
Expenditures						
Salaries & Employee Benefits	227,781	132,000	150,078	121,618	121,618	(28,460)
Services and Supplies	7,852	19,250	20,165	36,331	36,331	16,166
Other Charges	19,026	4,321	4,730	1,291	1,291	(3,439)
Total Expenditures	**254,659**	**155,571**	**174,973**	**159,240**	**159,240**	**(15,733)**
Other Financing Sources (Uses)						
Other Financing Uses	0	0	0	(7,022)	(7,022)	(7,022)
General Fund Contribution	0	0	0	44,732	44,732	44,732
Other Financing Sources (Uses)	**0**	**0**	**0**	**37,710**	**37,710**	**37,710**
Net Revenues (Expenditures)	**(67,717)**	**(80,349)**	**(53,443)**	**0**	**0**	**53,443**
Additional Funding Support						
1100 General Fund	67,717	80,349	53,443	0	0	(53,443)
Total Additional Funding Support	**67,717**	**80,349**	**53,443**	**0**	**0**	**(53,443)**
Staffing Positions						
Allocated Positions	1.00	1.00	1.00	0.00	0.00	(1.00)

SIGNIFICANT CHANGES

The Boating Safety budget unit has included operational and FTE expenses over and above the grant allowance. To improve transparency of the Boating Safety grant, all non-grant activities will be moved to Sheriff Operations 1100-221 and only grant reimbursable activities will be reported to this budget unit. Deputy Sheriff staff often provide overtime shifts outside of their regularly scheduled shift. To reduce the amount of entries made between budget units, the Sheriff's department has re-organized so that all Deputy Sheriff I/II positions will be based in Sheriff Operations 1100-221 and Measure Z 1100-297. Time spent on specific grants will be transferred to the grant budget unit using 1475 salaries reimbursed.

- The proposed expenditure budget for the Salaries & Employee Benefits category has decreased by 19% or $28,460 due to shifting more grant funds to the Services and Supplies category and Other Charges category, leaving less for salaries reimbursed.
- The proposed expenditure budget for the Services & Supplies category has increased by 80% or $16,166 due to shifting more grant funds to the Services and Supplies category and less to salaries reimbursed.
- The proposed General Fund Contribution has increased by 100% or $44,732 due to changes in local accounting practices. Contributions from the General Fund are now reflected as "Other Financing Sources (uses)." The proposed General Fund Contribution has actually decreased by 16% or $8,711. The decrease is due to the reorganization of the Boating Safety budget unit. The General Fund Contribution in excess of grant match requirements was transferred to Sheriff Operations 1100-221.

ADDITIONAL FUNDING REQUESTS

Boating Safety submitted no additional funding requests.

PERSONNEL

A decrease of 1.0 FTE is proposed. The decrease is due to the reorganization of the Boating Safety budget unit the position has moved to budget unit 1100-221.


SHERIFF
K. HOLT

FY 2019-20 PROPOSED BUDGET TABLE — COURT SECURITY 1100-260

	2016-17 Actual	2017-18 Actual	2018-19 Adjusted	2019-20 Requested	2019-20 Proposed	Increase (Decrease)
Revenues						
Other Governmental Agencies	0	191,502	252,362	0	0	(252,362)
Total Revenues	**0**	**191,502**	**252,362**	**0**	**0**	**(252,362)**
Expenditures						
Salaries & Employee Benefits	111,105	203,754	263,208	0	0	(263,208)
Services and Supplies	1,402	3,993	2,767	0	0	(2,767)
Other Charges	59	58	104	0	0	(104)
Special Items	(114,458)	0	0	0	0	0
Total Expenditures	**(1,892)**	**207,805**	**266,079**	**0**	**0**	**(266,079)**
Net Revenues (Expenditures)	**1,892**	**(16,303)**	**(13,717)**	**0**	**0**	**13,717**
Additional Funding Support						
1100 General Fund	(1,892)	16,303	13,717	0	0	(13,717)
Total Additional Funding Support	**(1,892)**	**16,303**	**13,717**	**0**	**0**	**(13,717)**
Staffing Positions						
Allocated Positions	12.00	12.00	12.00	000	0.00	(12.00)

SIGNIFICANT CHANGES

This budget unit will become inactive FY 2019-20. All revenue, expenses and FTEs were moved to Sheriff Operations budget unit 1100-221.

PERSONNEL

A decrease of 12.0 FTE is proposed. The decrease is due to this budget unit will become inactive FY 2019-20. 11 FTEs were moved to Sheriff Operations budget unit 1100-221 and 1 frozen FTE is being eliminated.

ADDITIONAL FUNDING REQUESTS

The Court Security program submitted no additional funding requests.



FY 2019-20 PROPOSED BUDGET TABLE — DRUG TASK FORCE (DTF) 3644-265

	2016-17 Actual*	2017-18 Actual*	2018-19 Adjusted*	2019-20 Requested	2019-20 Proposed	Increase (Decrease)
Revenues						
Fines, Forfeits and Penalties	41,507	39,230	50,000	157,752	157,752	107,752
Other Revenues	499,398	447,177	156,066	0	0	(156,066)
Total Revenues	**540,905**	**486,407**	**206,066**	**157,752**	**157,752**	**(48,314)**
Expenditures						
Services and Supplies	533,772	465,207	160,796	179,884	179,884	19,088
Other Charges	7,132	21,200	173,014	1,817	1,817	(171,197)
Fixed Assets	0	0	24,514	0	0	(24,514)
Total Expenditures	**540,904**	**486,407**	**358,324**	**181,701**	**181,701**	**(176,623)**
Other Financing Sources (Uses)						
Other Financing Sources	0	0	152,258	23,949	23,949	(128,309)
Other Financing Sources (Uses)	**0**	**0**	**152,258**	**23,949**	**23,949**	**(128,309)**
Net Revenues (Expenditures)	**1**	**0**	**0**	**0**	**0**	**0**
Additional Funding Support						
3644 SIB - Operating Expense	0	0	0	0	0	0
1100 General Fund	(1)	0	0	0	0	0
Total Additional Funding Support	**(1)**	**0**	**0**	**0**	**0**	**0**
Staffing Positions						
Allocated Positions	0.00	0.00	0.00	0.00	0.00	0.00

*** Includes previous budget unit 1100-265**

SIGNIFICANT CHANGES

This budget unit was formerly 1100-265. The Drug Task Force is not a general fund activity, so the budget is being moved to a Drug Task Force special revenue fund budget for FY 2019-20.

- The proposed revenue budget for the Fines, Forfeitures & Penalties category has decreased by 100% or $107,752 due to a change in local accounting practices. In FY 2018-19, this revenue was previously accounted for in the DTF trust and transfered to the Drug Task Force budget unit. For FY 2019-20 the revenue will be accounted for in the new budget unit under Fines, Forfeitures, & Penalties. The actual change is an increase of less than 1% or $1,686.
- The proposed revenue budget for the Other Revenues category has decreased by 100% or $156,066 due to a change in local accounting practices. This revenue was a trust transfer from state and federal asset forfeiture trusts. The state asset forfeiture revenue is now accounted for in Fines, Forfeits, & Penalties and the federal asset forfeiture revenue is recognized in Other Financing Sources as a transfer in from the trust.
- The proposed expenditure budget for the Services & Supplies category has increased by 12% or $19,088 due to the DTF moving to a new location where utilities and communication charges are more expensive.
- The proposed expenditure budget for the Other Charges category has increased by 99% or $171,197. Primarily due to the annual DTF asset forfeiture payments to the participating agencies being added as a supplemental budget at time of payment and not budgeted in the proposed budget. Additionally, overhead allocations decreased by $7,488.
- The proposed expenditure budget for the Fixed Assets category has decreased by 100% or $24,514 due to DTF moving locations in FY2018-19. There is no need for additional building modifications for FY 2019-20.
- The proposed expenditure budget for the Other Financing Sources category has decreased by 84% or $128,309 due to changes in local accounting practices. Previously, state asset forfeiture revenue was recognized as a transfer in and is now accounted for as revenue in this budget unit under Fines, Forfeits and Penalties.

ADDITIONAL FUNDING REQUESTS

Drug Task Force has submitted no additional funding requests.

PERSONNEL

There are no personnel changes.

FY 2019-20 PROPOSED BUDGET TABLE — CORONER/PUBLIC ADMINISTRATOR 1100-272

	2016-17 Actual	2017-18 Actual	2018-19 Adjusted	2019-20 Requested	2019-20 Proposed	Increase (Decrease)
Revenues						
Other Governmental Agencies	290,452	309,590	290,452	0	0	(290,452)
Charges for Current Services	36,619	19,549	15,000	0	0	(15,000)
Total Revenues	**327,071**	**329,139**	**305,452**	**0**	**0**	**(305,452)**
Expenditures						
Salaries & Employee Benefits	754,217	790,606	614,130	0	0	(614,130)
Services and Supplies	298,182	270,977	327,410	0	0	(327,410)
Other Charges	17,723	17,567	22,611	0	0	(22,611)
Fixed Assets	24,420	0	12,000	0	0	(12,000)
Total Expenditures	**1,094,542**	**1,079,150**	**976,151**	**0**	**0**	**(976,151)**
Net Revenues (Expenditures)0	**(767,471)**	**(750,011)**	**(670,699)**	**0**	**0**	**670,699**
Additional Funding Support						
1100 General Fund	767,471	750,011	670,699	0	0	(670,699)
Total Additional Funding Support	**767,471**	**750,011**	**670,699**	**0**	**0**	**(670,699)**
Staffing Positions						
Allocated Positions	3.00	6.00	5.00	0.00	0.00	(5.00)

SIGNIFICANT CHANGES

This budget unit will become inactive FY 2019-20. All revenue, expenses and FTEs were moved to Sheriff Operations budget unit 1100-221.

ADDITIONAL FUNDING REQUESTS

Sheriff-Coroner/Public Administrator submitted no additional funding requests.

PERSONNEL

A decrease of 5.0 FTE is proposed. The decrease is due to this budget unit will become inactive FY2019-20. All FTEs were moved to Sheriff Operations budget unit 1100-221.



FY 2019-20 PROPOSED BUDGET TABLE — HOMELAND SECURITY GRANT #2 1100-494

	2016-17 Actual	2017-18 Actual	2018-19 Adjusted	2019-20 Requested	2019-20 Proposed	Increase (Decrease)
Revenues						
Other Governmental Agencies	0	0	0	238,908	238,908	238,908
Total Revenues	**0**	**0**	**0**	**238,908**	**238,908**	**238,908**
Expenditures						
Salaries & Employee Benefits	0	0	0	9,815	9,815	9,815
Services and Supplies	0	0	0	17,285	17,285	17,285
Other Charges	0	0	0	214,323	214,323	214,323
Fixed Assets	0	0	0	21,907	21,907	21,907
Total Expenditures	**0**	**0**	**0**	**263,330**	**263,330**	**263,330**
Other Financing Sources (Uses)						
Other Financing Sources	0	0	0	24,422	24,422	24,422
Other Financing Sources (Uses)	**0**	**0**	**0**	**24,422**	**24,422**	**24,422**
Net Revenues (Expenditures)	**0**	**0**	**0**	**0**	**0**	**0**
Staffing Positions						
Allocated Positions	0.00	0.00	0.00	0.00	0.00	0.00

SIGNIFICANT CHANGES

This is a new budget unit created to improve transparency of the Homeland Security Grant Program (HSGP) budgets. There are 3 HSGP grants that were previously accounted for in the Homeland Security budget unit 1100-213. The 3 grants are now separated into their own budget units identified as 1, 2, and 3. The budget units will recycle every 3 years when the performance period ends, and a new grant is awarded. Currently the HSGP 1 budget 1100-213 is for the 2017 grant. The HSGP 2 budget 1100-494 is for the 2018 grant and HSGP 3 budget 1100-122 will be for the 2019 grant when awarded.

Funding of $21,907 is recommended for fixed assets; additional details on the proposed equipment and projects are available in the Capital Expenditures table.

ADDITIONAL FUNDING REQUESTS

The Homeland Security Grant Program has submitted no additional funding requests.

PERSONNEL

There are no changes to personnel.



FY 2019-20 PROPOSED BUDGET TABLE — BYRNE JAG LOCAL GRANT 1100-499

	2016-17 Actual	2017-18 Actual	2018-19 Adjusted	2019-20 Requested	2019-20 Proposed	Increase (Decrease)
Revenues						
Other Governmental Agencies	0	0	0	18,242	18,242	18,242
Total Revenues	**0**	**0**	**0**	**18,242**	**18,242**	**18,242**
Expenditures						
Services and Supplies	0	0	0	18,242	18,242	18,242
Total Expenditures	**0**	**0**	**0**	**18,242**	**18,242**	**18,242**
Net Revenues (Expenditures)	**0**	**0**	**0**	**0**	**0**	**0**
Staffing Positions						
Allocated Positions	0.00	0.00	0.00	0.00	0.00	0.00

SIGNIFICANT CHANGES

This budget unit helps support the Drug Task Force's operations to suppress manufacturing and trafficking of controlled substances. All revenue and expense categories have increased by 100% due to the new budget unit. This is a brand new grant and there are no prior year comparisons.

ADDITIONAL FUNDING REQUESTS

Byrne Jag Local Grant submitted no additional funding requests.

PERSONNEL

There are no personnel changes.



ANIMAL SHELTER & CONTROL (1100 278)

PROGRAM DISCUSSION BY BUDGET UNIT

The purpose of the animal shelter division is to provide responsive, effective and high-quality animal care and control service that preserves and protects public and animal safety.

The Animal Control Division, budget unit 1100-278, is responsible for the functions of animal regulatory enforcement and for the shelter and care of lost or abandoned animals for the county. Regulatory enforcement provides for the health and welfare of both people and animals throughout the unincorporated areas of Humboldt County by enforcing laws and regulations pertaining to stray animals, impounding vicious and potentially dangerous dogs, enforcing compulsory rabies vaccination and quarantine ordinances, conducting animal bite investigations and licensing dogs. This Division is responsible for the operation and maintenance of the County's 14,000 square foot Animal Shelter. Domestic animals from the unincorporated areas of the County, along with those from certain contract cities, are brought to the shelter. One of the issues that plagues the Animal Shelter is overcrowding due to an overpopulation of unwanted domestic animals in Humboldt County. Division staff is working with local animal welfare organizations to increase spaying and neutering of animals and with local media outlets to educate the public on the subject.

This program supports the Board's Strategic Framework by enforcing laws and regulations to protect residents, creating opportunities for improved safety and health, protecting vulnerable populations, managing resources to ensure sustainability of services, investing in county employees, inviting civic engagement and awareness of available services, and fostering transparent, accessible, welcoming and user-friendly services.



FY 2019-20 PROPOSED BUDGET TABLE — ANIMAL SHELTER & CONTROL 1100-278

	2016-17 Actual	2017-18 Actual	2018-19 Adjusted	2019-20 Requested	2019-20 Proposed	Increase (Decrease)
Revenues						
Licenses and Permits	284,053	342,877	315,175	334,000	334,000	18,825
Fines, Forfeits and Penalties	49,688	55,849	40,000	40,000	40,000	0
Charges for Current Services	224,373	238,954	238,825	243,288	243,288	4,463
Other Revenues	0	582	1,000	200	200	(800)
Total Revenues	**558,114**	**638,262**	**595,000**	**617,488**	**617,488**	**22,488**
Expenditures						
Salaries & Employee Benefits	506,747	510,087	666,920	828,473	828,473	161,553
Services and Supplies	297,955	302,780	295,844	363,069	363,069	67,225
Other Charges	19,722	19,307	26,777	31,665	31,665	4,888
Fixed Assets	0	12,306	0	91,681	91,681	91,681
Total Expenditures	**824,424**	**844,480**	**989,541**	**1,314,888**	**1,314,888**	**325,347**
Other Financing Sources (Uses)						
Other Financing Sources	0	5,105	0	43,060	43,060	43,060
General Fund Contribution	0	0	0	654,340	654,340	654,340
Other Financing Sources (Uses)	**0**	**5,105**	**0**	**697,400**	**697,400**	**697,400**
Net Revenues (Expenditures)	**(266,310)**	**(201,113)**	**(394,541)**	**0**	**0**	**394,541**
Additional Funding Support						
1100 General Fund	266,310	201,113	394,541	0	0	(394,541)
Total Additional Funding Support	**266,310**	**201,113**	**394,541**	**0**	**0**	**(394,541)**
Staffing Positions						
Allocated Positions	12.00	12.00	12.00	12.00	12.00	0.00

SIGNIFICANT CHANGES

- The proposed revenue budget for the Licenses & Permits category has increased by 6% or $18,825 due to the three-year trend in this area shows increases in animal licensing revenue, even though per-animal fees have not increased.
- The proposed expenditure budget for the Salaries & Employee Benefits category has increased by 24% or $161,553 due to a combination of expenses associated with negotiated salary increases and increases in extra help, as well as moving two positions from Measure Z to this budget.
- The proposed expenditure budget for the Services & Supplies category has increased by 23% or $67,225 due to increases to veterinary services and temporary staffing paid out of professional services to offset the challenges the shelter has faced in finding and retaining staff.
- The proposed expenditure budget for the Fixed Assets category has increased by 100% or $91,681. There were no fixed assets in this budget unit for the FY 2018-19 fiscal year. The shelter is in need of two specialized power washers to help maintain the facility and one additional animal control transport vehicle. The shelter has four animal control officers and only three animal transport vehicles making it difficult to serve the communities needs. Funding of $91,681 is recommended for fixed assets; additional details on the proposed equipment and projects are available in the Capital Expenditures table.
- The proposed revenue budget for the Other Financing Sources category has increased by 100% or $43,060 due to changes in local accounting practices as well as increased costs for Spay/Neuter services. Transfers from Animal Shelter donations and from the Spay/Neuter trust are now reflected as revenue. However, the remaining balances in the trusts will be shown as "Transfers In" until they are depleted. Animal Shelter donations are $4,688 and Spay/Neuter Trust transfers are $38,372.
- The proposed General Fund Contribution has increased by 100% or $654,340 due to changes in local accounting practices. Contributions from the General Fund are now reflected as "Other Financing Sources (Uses)." The proposed General Fund Contribution has actually increase by 66% or $259,799. This increase is to help pay for additional funded staff at the Animal Shelter.

ACCOMPLISHMENTS & GOALS

- Engaged new partners by partnering with a local animal rescue group Friends for Life to improve prospects for feral/unfriendly cats that come to the shelter. This partnership has resulted in zero cats being euthanized because they are feral.
- Managed resources to ensure sustainability of services by replacing indoor florescent lights with LED bulbs.
- Created opportunities for improved safety and health by installing "Cat portals" in some of the cat kennels to provide more available space to the cats at the shelter. They have also resulted in improved safety of kennel staff during kennel cleanings.
- Invested in county employees and provided community-appropriate levels of service by filling the vacant Animal Control Officer position, which will allow for better coverage and service to the community.

ADDITIONAL FUNDING REQUESTS

Animal Control has submitted no additional funding requests.



- Create opportunities for improved safety and health by purchase a new animal control vehicle. This will prevent the now fully staffed Animal Control Officers from having to share a vehicle, resulting in shorter response times to calls and increased community safety.
- Enforce laws and regulations to protect resident by increasing animal licensing compliance through more proactive enforcement. Animal Control Officers will be checking a higher number of animal licenses when out in the community, and using the Animal Shelter software to track outstanding licenses and ensure animals comply with immunization requirements.
- Invite civic engagement and awareness of available service by improving the Animal Shelter's capabilities to communicate effectively with the community by modernizing the current system. AT&T is installing fiber optic cables to increase the internet connection speeds and will be adding new phones. At this time, the shelter does not have caller ID, and has very limited call transfer capabilities.
- Foster transparent, accessible, welcoming and user-friendly services, as well as community-appropriate levels of service by beginning to take electronic payment, both at the facility and online, for animal fees and licenses starting in FY2019-20. This will provide community-appropriate levels of service to those unable to easily travel to the shelter, and allow payments to be taken in a more convenient form.

PERSONNEL

There is no net change to personnel over the prior year, however two animal control staff will be moved into the Animal Shelter's budget unit from Measure Z funding. The 2.0 frozen and unfunded positions in this budget unit will be deallocated The proposed changes are as follows:

Allocate

1.0 Animal Control Facilities Manager

1.0 Animal Control Officer

Deallocate

1.0 Senior Office Assistant (Frozen)

1.0 Deputy Sheriff I/II (Frozen)

SHERIFF'S MEASURE Z (1100 297)

PROGRAM DISCUSSION BY BUDGET UNIT

The purpose of the Sheriff's Measure Z budget is to manage the Measure Z allocations that were approved by the Board of Supervisors. In November 2018, Humboldt County voters passed Measure O with a voter approval of nearly 74%. This measure renews Measure Z, the local half-cent sales tax originally passed by voters in 2014. Measure Z was the original ordinance that imposed the tax, and Measure O simply stated that it will remain in effect until ended by voters. As such, the tax will continue to be referred to as Measure Z. This budget provides one concise location for Measure Z funding allocated to the Sheriff in order to ensure the utmost level of transparency.

The Sheriff's Measure Z budget unit supports the Board's Strategic Framework by protecting vulnerable populations, and enforcing laws and regulations to protect residents.



FY 2019-20 PROPOSED BUDGET TABLE — SHERIFF MEASURE Z 1100-297

	2016-17 Actual	2017-18 Actual	2018-19 Adjusted	2019-20 Requested	2019-20 Proposed	Increase (Decrease)
Revenues						
Charges for Current Services	0	1,370	0	0	0	0
Total Revenues	**0**	**1,370**	**0**	**0**	**0**	**0**
Expenditures						
Salaries & Employee Benefits	3,520,916	3,670,668	4,154,781	4,211,316	4,211,316	56,535
Services and Supplies	216,081	341,994	414,251	271,398	271,398	(142,853)
Other Charges	11,802	37,211	46,818	34,649	34,649	(12,169)
Fixed Assets	29,792	324,372	357,926	0	0	(357,926)
Total Expenditures	**3,778,591**	**4,374,245**	**4,973,776**	**4,517,363**	**4,517,363**	**(456,413)**
Other Financing Sources (Uses)						
Other Financing Uses	0	0	0	(155,553)	(155,553)	(155,553)
General Fund Contribution	0	0	0	4,672,916	4,672,916	4,672,916
Other Financing Sources (Uses)	**0**	**0**	**0**	**4,517,363**	**4,517,363**	**4,517,363**
Net Revenues (Expenditures)	**(3,778,591)**	**(4,372,875)**	**(4,973,776)**	**0**	**0**	**4,973,776**
Additional Funding Support						
1100 General Fund	3,778,591	4,372,875	4,973,776	0	0	(4,973,776)
Total Additional Funding Support	**3,778,591**	**4,372,875**	**4,973,776**	**0**	**0**	**(4,973,776)**
Staffing Positions						
Allocated Positions	36.00	38.00	40.00	40.00	40.00	0.00

SIGNIFICANT CHANGES

- The proposed expenditure budget for Services & Supplies has decreased by 34% or $142,853 due to one-time expenditures for consolidated dispatch consulting services and radio infrastructure improvement expenses that are not expected to carry over to FY 2019-20. It is also due to less funds being available for services and supples due to the increase in overhead and ADA charges.
- The proposed expenditure budget for Other Charges has decreased by 26% or $12,169 due to a change in local accounting practices offset by an increase in ADA ISF charges. Overhead is now accounted for in Other Financing Sources and the ADA ISF charges increased 52% or $10,891.
- The proposed expenditure budget for the Fixed Asset category has decreased by 100% or $357,926 due to one-time allocations in FY 2018-19 for to begin the radio infrastructure project.
- The proposed revenue budget for the Other Financing Uses category has increased by 6% or $155,553 due to changes in local accounting practices. Cost allocation charges are now accounted for in Other Financing Sources instead of expenditures. There was also an increase of cost allocation expenses by 617% or $133,871 as approved by the State Controller.
- The proposed General Fund Contribution has increased by 100% or $4,672,916 due to changes in local accounting practices. Contributions from the General Fund are now reflected as "Other Financing Sources (Uses)." The proposed General Fund Contribution has actually decreased by 6% or $300,860 due to one-time expenditures for consolidated dispatch consulting services and radio infrastructure improvements that are not expected to carry over to FY 2019-20.



ACCOMPLISHMENTS & GOALS

- Fostered transparent, accessible, welcoming and user-friendly services by establishing Community Services Officer program to ensure Crime Prevention throughout the county.
- Provided community-appropriate levels of services by addressing the growing Abandon Vehicle Abatement program.
- Fostered transparent, accessible, welcoming and user-friendly services by establishing improving rural patrol staffing for closer outreach to citizens.
- Invite civic engagement by increasing outreach to local schools, through the School Resource Program.
- Create opportunities for improved safety and health by expanding Neighborhood Watch and community engagement with public safety.
- Invest in county employees by recruiting and retaining Deputy Sheriff's to fill rural deputy vacancies.

ADDITIONAL FUNDING REQUESTS

Sheriff Measure Z submitted no additional funding requests.

PERSONNEL

The Sheriff's Department has reorganized FTEs to better align the positions with the command structure. 2 positions moved to the Animal Shelter 1100-278, 9 moved positions to the Correctional Facility 1100-243, 1 position moved to the EMPG Grant 1100-274 and 2 positions moved to Sheriff Operations 1100-221. 14 Sheriff Deputy positions from Sheriff Operations 1100-221 back-filled the positions that were moved out of Measure Z.



COUNTY OF HUMBOLDT
The Home of the Redwoods

FY 2019-20
PROPOSED BUDGET



SECTION D:
Health & Human Services

Administration
Mental Health Department
Public Health Department
Social Services Department

HEALTH & HUMAN SERVICES
DEPARTMENTAL SUMMARY

DEPARTMENT HEAD
Connie Beck, Health & Human Services Director

Mission: To reduce poverty and connect people and communities with opportunities for health and wellness.

Vision: People helping people live better lives.

BUDGET OVERVIEW	FY 2019-20
Expenditures + Other Funding Uses	$ 243,027,806
Revenues + Other Funding Sources	$ 232,770,331
General Fund Contribution	$ 10,257,475
Total Personnel	1403.53
% General Fund Contribution	4%

PROGRAM DISCUSSION BY BUDGET UNIT

The Department of Health and Human Services (DHHS) is an integrated department, providing prevention, intervention and targeted treatment services including Mental Health, Public Health and Social Services. The 2018-19 Strategic Plan guides the work of all employees across divisions and is available to the community for review. The new strategic plan supports the mission and vision of DHHS through addressing following four main areas:

1. Achieving the Mission by strengthening the foundation to get things done and maximize impact through efficient, cost-effective programs and services
2. Focusing on Prevention by promoting equitable opportunities for health and wellness in communities.
3. People Helping People by providing accessible, culturally-responsive services to all regions of the county.
4. Supporting a Healthy and Engaged Workforce by increasing job satisfaction and connection to the mission.

Pertinent to the discussion about the FY 2019-20 budget, under Achieving our Mission, is the goal to maximize funding by active as effective stewards of public funds, to maximize impact through efficient, cost-effective programs and services, and leveraging partnerships to maximize community benefit. Simply stated, DHHS has combined multiple departments to serve the community in a more integrated, holistic, effective manner. Throughout the various DHHS budget discussions there are references to collaborating with other divisions and community partners. While serving an individual or family in one program, it makes sense to actively link them to other programs. By identifying various division service needs through the initial contact, potential crises can be prevented reducing costly intervention.

Another element of the Strategic Plan related to budgeting is Focusing on Prevention. Many funding sources focus on intervention and treatment rather than prevention. As an example, Child Welfare Services (CWS) funding is primarily for families unable to resolve issues through family and community efforts. By maximizing all prevention funding and strategies throughout the divisions, the goal is to reduce the number of children for whom CWS intervention is needed.

A complete listing of DHHS programs and budget units follows on the next pages.

PROGRAM DISCUSSION BY BUDGET UNIT

The Department of Health & Human Services includes the following budget units:

ADMINISTRATION

- 1100 525 General Relief
- 1160 516 Department of Health &Human Services (DHHS) Administration
- 1100 293 DHHS Measure Z

MENTAL HEALTH BRANCH

Substance Use Disorder Program (SUD)

- 1180 425 Substance Use Disorder (SUD)
- 1180 431 Healthy Moms Mental Health Division

Mental Health Services

- 1170 424 Mental Health Administration
- 1170 426 Homeless Outreach & Mobile Engagement (HOME)
- 1170 427 Mental Health Jail Programs/ Community Corrections Resource Center (CCRC)
- 1170 475 HumWORKs
- 1170 477 Mental Health Services Act
- 1170 478 Transition-Age Youth
- 1170 495 Sempervirens (SV)/Crisis Stabilization Unit
- 1170 496 Adult Programs
- 1170 497 Children & Family Services (C&FS)
- 1170 498 Medication Support

PUBLIC HEALTH

Administration Division

- 1100 490 Medical Care
- 1175 400 Public Health Administration
- 1175 403 Medi-Cal Administrative Activities & Targeted Case Management
- 1175 410 Emergency Medical Services
- 1175 413 Oral Health
- 1175 419 Communicable Disease Control Program
- 1175 422 Clinic Services
- 1175 428 Immunization Services
- 1175 434 Outside Agency Support
- 1175 435 Public Health Laboratory
- 1175 455 Emergency Preparedness & Response

Environmental Health Division

- 1175 406 Environmental Health (EH)
- 1175 411 Hazardous Materials
- 1175 430 Local Enforcement Agency
- 1175 486 EH Land Use

Healthy Communities Division

- 1175 407 Childhood Lead Poisoning Prevention Program
- 1175 412 Tobacco Education
- 1175 414 Healthy Communities
- 1175 415 Women, Infants & Children
- 1175 433 Nutrition and Physical Activity
- 1175 437 Comprehensive AIDS Resources Emergency Act and Program/ North Coast AIDS Project (CARE/ NorCAP)
- 1175 449 Fiscal Agent CARE/Housing Opportunity for People with AIDS (HOPWA)
- 1175 451 Drug Free Community
- 1175 452 Alcohol & Other Drugs Prevention
- 1175 454 Suicide Prevention and Stigma/ Discrimination Reduction
- 1175 470 HOPWA/NorCAP
- 1175 488 Family Violence Prevention

Maternal, Child & Adolescent Health (MCAH)/Public Health Nursing Division

- 1175 416 Public Health Field Nursing
- 1175 418 Child Health & Disability Prevention
- 1175 420 Maternal & Child Health Coordinated Services
- 1175 421 California Home Visiting Program
- 1175 426 Nurse Family Partnership
- 1175 460 MCAH Personnel
- 1175 493 California Children's Service

SOCIAL SERVICES BRANCH

Employment Training Division (ETD)

- 1190 597 Employment Training Division (ETD) Operating Staff

PROGRAM DISCUSSION BY BUDGET UNIT

Social Services Assistance Division

- 1110 515 Senate Bill 163 Wraparound Program
- 1110 517 Temporary Assistance for Needy Families (TANF)
- 1110 518 Foster Care

Social Services Division

- 1160 273 Public Guardian
- 1160 504 Older Adults
- 1160 505 CalWORKs
- 1160 506 In-Home Supportive Services (IHSS) Public Authority
- 1160 508 Child Welfare Services
- 1160 511 Social Services Administration
- 1160 599 Veterans Service Office

In addition, the following budget units, which are no longer in use, are included in summary tables:

- 1190 584 Supplemental Displaced Worker

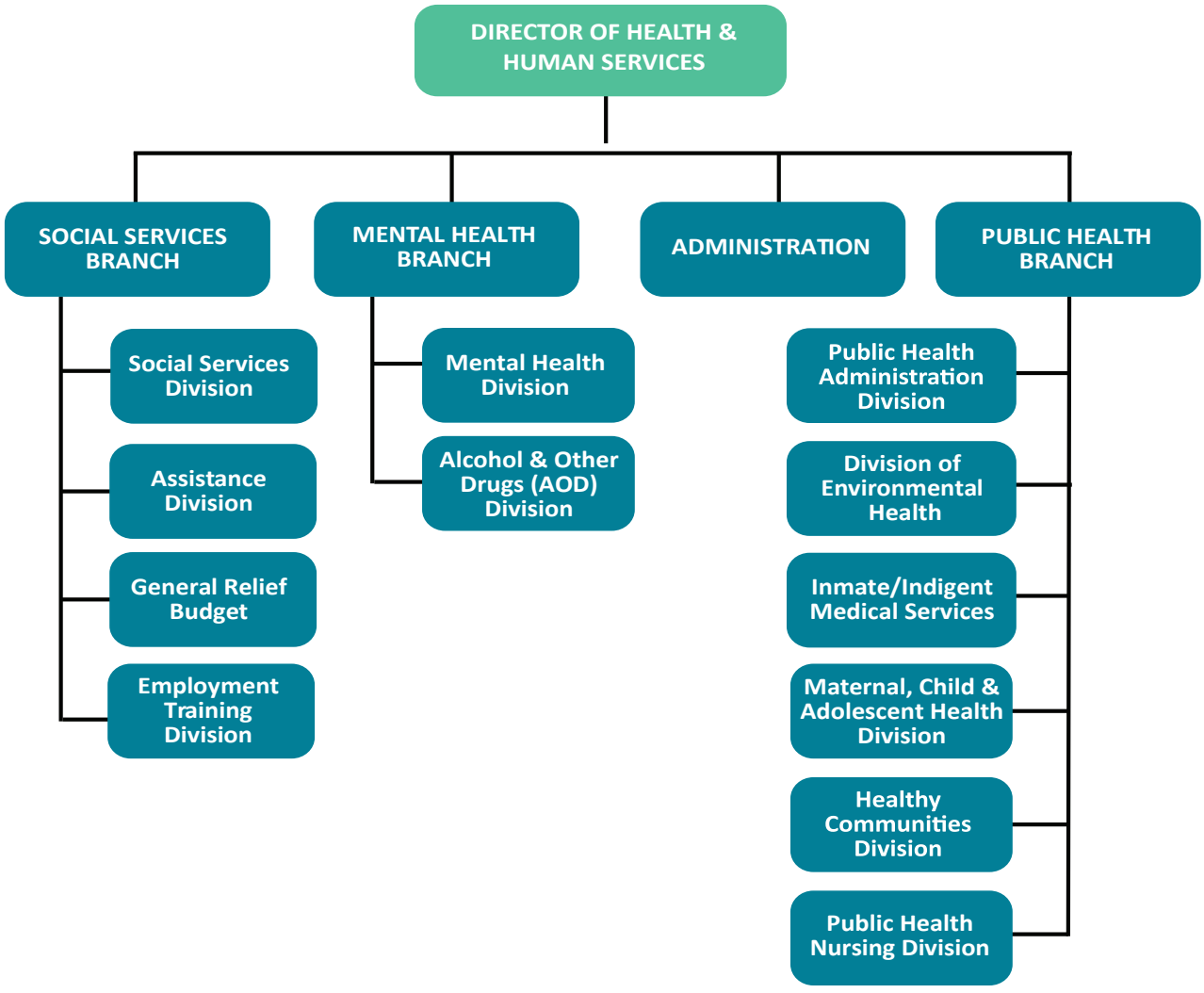

FY 2019-20 PROPOSED DEPARTMENT OF HEALTH & HUMAN SERVICES BUDGET

	2016-17 Actual	2017-18 Actual	2018-19 Adjusted	2019-20 Requested	2019-20 Proposed	Increase (Decrease)
Revenues						
Licenses and Permits	391,506	342,444	338,932	339,935	339,935	1,003
Fines, Forfeits and Penalties	62,290	5,199	54,584	54,584	54,584	0
Use of Money and Property	4,200	4,200	4,200	4,200	4,200	0
Other Governmental Agencies	126,893,634	143,396,519	165,525,468	181,035,572	181,035,572	15,510,104
Charges for Current Services	14,059,451	18,218,701	23,216,419	26,261,079	26,261,079	3,044,660
Other Revenues	1,511,868	1,984,859	5,087,599	4,105,524	4,105,524	(982,075)
Other Financing Sources	0	0	671,150	611,150	611,150	(60,000)
General Fund Contribution	0	0	400,000	0	0	(400,000)
Total Revenues	**142,922,949**	**163,951,922**	**195,298,352**	**212,412,044**	**212,412,044**	**17,113,692**
Expenditures						
Salaries & Employee Benefits	70,348,105	73,524,000	92,973,263	115,524,540	115,437,279	22,464,016
Services and Supplies	68,856,779	74,497,132	82,650,549	59,686,718	59,337,879	(23,312,670)
Other Charges	64,674,518	66,679,966	78,495,203	50,425,174	50,553,924	(27,941,279)
Fixed Assets	1,213,116	868,446	3,810,969	3,375,139	3,340,139	(470,830)
Special Items	(13,157,097)	(12,907,219)	(18,660,710)	0	0	18,660,710
Other Financing Sources	(671,942)	(649,645)	(1,323,031)	0	0	1,323,031
General Fund Contribution	(43,803)	(43,803)	(43,803)	0	0	43,803
Total Expenditures	**191,219,676**	**201,968,877**	**237,902,440**	**229,011,571**	**228,669,221**	**(9,233,219)**
Other Financing Sources (Uses)						
Special Items	(27,714,253)	27,714,253	32,729,007	1,375,668	1,375,668	(31,353,339)
Other Financing Sources	0	1,482,760	0	18,982,619	18,982,619	18,982,619
General Fund Contribution	(4,317,784)	4,696,651	4,345,106	10,599,825	10,257,475	5,912,369
Other Financing Uses	0	0	0	(14,358,585)	(14,358,585)	(14,358,585)
Other Financing Sources (Uses)	**(32,032,037)**	**33,893,664**	**37,074,113**	**16,599,527**	**16,257,177**	**(20,816,936)**
Net Revenues (Expenditures)	**(80,328,764)**	**(4,123,291)**	**(5,529,975)**	**0**	**0**	**5,529,975**
Additional Funding Support						
1100 General Fund	3,627,057	3,685,330	5,529,975	0	0	(5,529,975)
1110 Social Services Assistance	3,857,998	(1,168,479)	0	0	0	0
1160 Social Services Administration	7,759,640	625,019	0	0	0	0
1170 Mental Health Fund	8,978,531	2,914,189	0	0	0	0
1175 Public Health Fund	1,710,514	(1,815,097)	0	0	0	0
1180 Alcohol & Other Drugs	477,902	(207,495)	0	0	0	0
1190 Employment Training Division	23,221	89,824	0	0	0	0
Total Additional Funding Support	**26,434,863**	**4,123,291**	**5,529,975**	**0**	**0**	**(5,529,975)**
Staffing Positions						
Allocated Positions	1295.38	1330.48	1393.08	1403.53	1403.53	10.45



FISCAL YEAR 2019-2020

TOTAL REVENUES

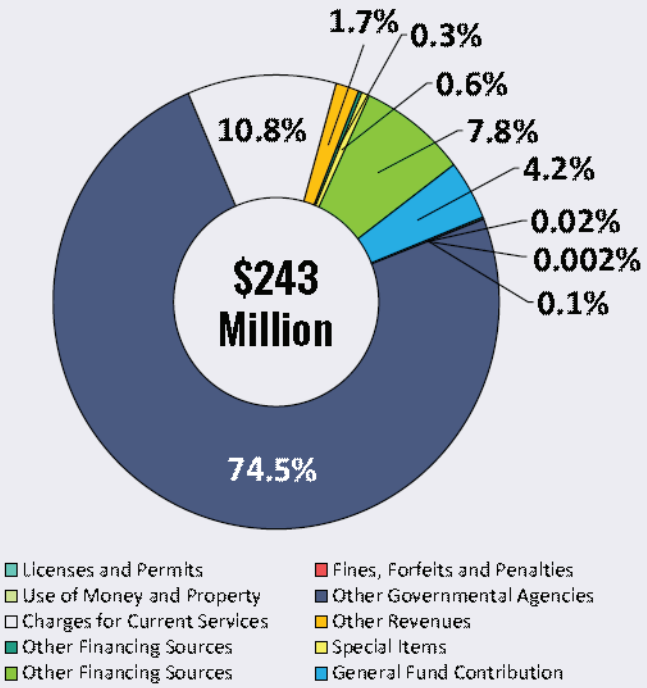

TOTAL EXPENDITURES

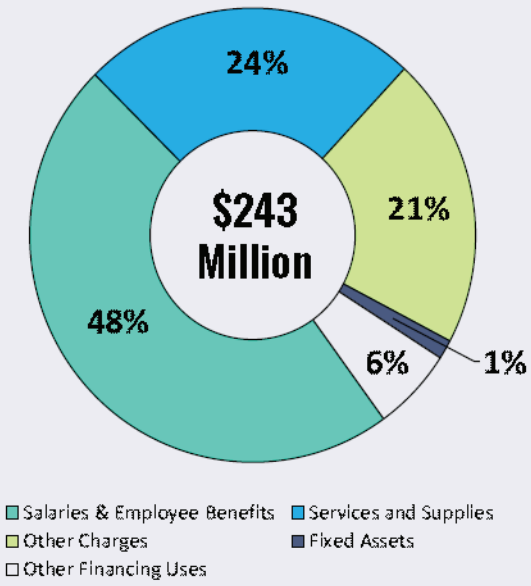

BY PROGRAM AREA

PERMANENT POSITIONS

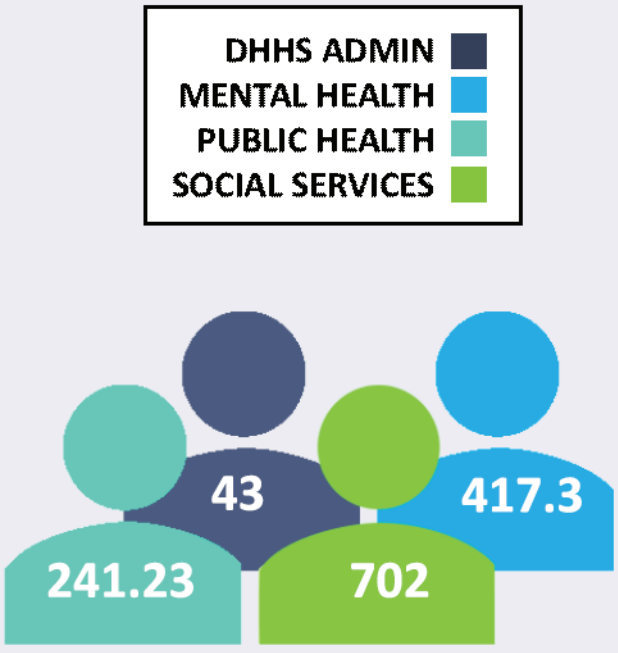

EXPENDITURES (In Millions)

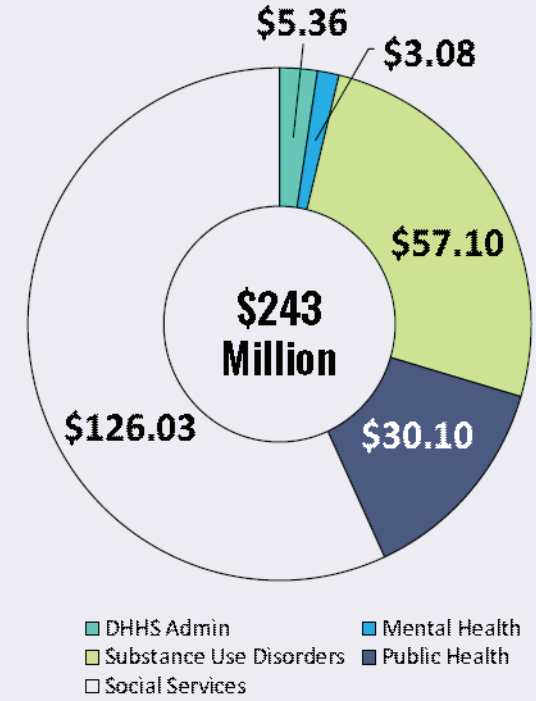

DHHS ADMINISTRATION

PROGRAM DISCUSSION BY BUDGET UNIT

The DHHS Administration program includes the following budget units.

- 1100 525 General Relief
- 1160 516 Department of Health &Human Services (DHHS) Administration
- 1100 293 DHHS Measure Z

In 1931, with increasing poverty and unemployment brought on by the Great Depression, the state Legislature amended the Pauper Act of 1901 to state, "Every county and every city shall relieve and support all paupers, incompetent, poor, indigent persons, and those incapacitated." General Relief (GR) exists to meet that mandate and to protect the county's most vulnerable populations.

The General Relief (GR) program is mandated under Welfare and Institutions Code Section 17000 and provides repayable aid in cash and in-kind for the subsistence needs of the county's indigent persons, when such needs cannot be met by personal or other available resources. GR assistance is considered a loan that is to be repaid with employable persons assigned to work-for-relief projects in order to fulfill their obligation to repay the county.

The Board of Supervisors established a maximum monthly GR allowance of $303 for individuals and $405 for couples in February 2001. Vouchers are issued directly to participating vendors and landlords, with a maximum of $30 cash paid to the recipient. Participation in program work requirements is mandatory unless medical incapacity is verified, in which case a recipient is assisted in his or her application for Social Security.

In November 2006, GR launched the Transportation Assistance Program (TAP), which has successfully provided voluntary relocation assistance for indigent individuals and families who may have been eligible for GR or other government assistance.

The Health & Human Services Administration budget unit provides management and administrative support to the Department of Health & Human Services (DHHS).

DHHS Administration provides support to the programs provided by Social Services, Mental Health, Public Health, Employment Training, Veterans Services and the Public Guardian. These combined services support the department's mission to reduce poverty and connect people and communities to opportunities for health and wellness.

A description of the DHHS Measure Z budget unit, with goals and accomplishments, is discussed later in this program narrative.

DHHS Administration supports the Board's Strategic Framework by creating opportunities for improved safety and health, protecting vulnerable populations, providing community-appropriate levels of service, supporting self-reliance of citizens, investing in county employees, fostering transparent, accessible, welcoming and user-friendly services, facilitating the establishment of local revenue sources to address local needs, facilitating public/private partnerships to solve problems, building inter-jurisdictional and regional cooperation and engaging new partners.

ACCOMPLISHMENTS & GOALS

- Protected vulnerable populations through implementation of a new program called the Housing and Disability Advocacy Program (HDAP) with the goal of housing our most vulnerable disabled clients. HDAP grant funds were awarded from the state in the middle of FY 2017-18 and will continue to support the program through FY 2020-21.
- Supported self-reliance of citizens by providing opportunities for General Relief work-eligible clients to work with Helping Humboldt through the Employment Training Division. While this is not an expanded service directly under GR, presently a majority of the participating clients are on GR. Helping Humboldt has kept GR clients engaged and motivated to complete their required work hours.
- Protect vulnerable populations through placement of 19 individuals in sustainable permanent housing with HDAP. The goals specific to HDAP also include providing outreach to more than 380 individuals, case management of 19 individuals, disability benefits advocacy for 19 individuals and continued housing-related case management for all of the individuals placed.
- Create opportunities for improved safety and health by improving systems to issue vouchers more efficiently, giving case workers more time to focus on client goals, and linking them to available community resources.
- Facilitate public/private partnerships to solve problems with the formation of a new workgroup consisting of staff from the Humboldt County Correctional Facility, Wellpath (the company contracted to provide medical care in the local jail system), DHHS's Mental Health and Public Health branches and Juvenile Probation Services.



FY 2019-20 PROPOSED BUDGET TABLE — GENERAL RELIEF 1100-525

	2016-17 Actual	2017-18 Actual	2018-19 Adjusted	2019-20 Requested	2019-20 Proposed	Increase (Decrease)
Expenditures						
Salaries & Employee Benefits	2,581,016	2,639,960	3,215,774	3,216,945	3,216,945	1,171
Services and Supplies	849,582	867,104	1,104,361	1,108,877	1,108,877	4,516
Other Charges	353,888	415,018	537,424	231,473	231,473	(305,951)
Special Items	(1,937,656)	(2,025,532)	(2,442,732)	0	0	2,442,732
Total Expenditures	**1,846,830**	**1,896,550**	**2,414,827**	**4,557,295**	**4,557,295**	**2,142,468**
Other Financing Sources (Uses)						
Special Items	(1,951,370)	1,951,370	2,414,827	0	0	(2,414,827)
Other Financing Sources	0	0	0	4,557,295	4,557,295	4,557,295
Other Financing Sources (Uses)	**(1,951,370)**	**1,951,370**	**2,414,827**	**4,557,295**	**4,557,295**	**2,142,468**
Net Revenues (Expenditures)	**(3,798,200)**	**54,820**	**0**	**0**	**0**	**0**
Additional Funding Support						
1160 Social Services Administration	1	(54,820)	0	0	0	0
Total Additional Funding Support	**1**	**(54,820)**	**0**	**0**	**0**	**0**
Staffing Positions						
Allocated Positions	38.00	39.00	37.00	35.00	35.00	(2.00)

SIGNIFICANT CHANGES

- The proposed General Fund Contribution has increased by 100% or $2,492,596 due to changes in local accounting practices. Contributions from the General Fund are now reflected as "Other Financing Sources (Uses)." The proposed General Fund Contribution has actually decreased by 2% or $52,002.

ADDITIONAL FUNDING REQUESTS

General Relief submitted no additional funding requests.

PERSONNEL

There are no personnel changes.



FY 2019-20 PROPOSED BUDGET TABLE — DHHS ADMINISTRATION 1160-516

	2016-17 Actual	2017-18 Actual	2018-19 Adjusted	2019-20 Requested	2019-20 Proposed	Increase (Decrease)
Expenditures						
Salaries & Employee Benefits	2,581,016	2,639,960	3,215,774	3,216,945	3,216,945	1,171
Services and Supplies	849,582	867,104	1,104,361	1,108,877	1,108,877	4,516
Other Charges	353,888	415,018	537,424	231,473	231,473	(305,951)
Special Items	(1,937,656)	(2,025,532)	(2,442,732)	0	0	2,442,732
Total Expenditures	**1,846,830**	**1,896,550**	**2,414,827**	**4,557,295**	**4,557,295**	**2,142,468**
Other Financing Sources (Uses)						
Special Items	(1,951,370)	1,951,370	2,414,827	0	0	(2,414,827)
Other Financing Sources	0	0	0	4,557,295	4,557,295	4,557,295
Other Financing Sources (Uses)	**(1,951,370)**	**1,951,370**	**2,414,827**	**4,557,295**	**4,557,295**	**2,142,468**
Net Revenues (Expenditures)	**(3,798,200)**	**54,820**	**0**	**0**	**0**	**0**
Additional Funding Support						
1160 Social Services Administration	1	(54,820)	0	0	0	0
Total Additional Funding Support	**1**	**(54,820)**	**0**	**0**	**0**	**0**
Staffing Positions						
Allocated Positions	38.00	39.00	37.00	35.00	35.00	(2.00)

SIGNIFICANT CHANGES

- The proposed expenditure budget for the Other Charges category has decreased by 57% or $305,951 due to changes in local accounting practices. Cost allocation charges are now reflected as "Other Financing Uses," as opposed to "Other Charges."
- The proposed expenditure budget for the Special Items category has decreased by 100% or $4,857,559 due to changes in local accounting practices. Intrafund Transfers and DHHS Charges to Branches are now reflected as "Other Financing Sources (Uses)."
- The proposed revenue budget for the Other Financing Sources category has increased by 100%or $4,557,295 due to changes in local accounting practices. Intrafund Transfers and DHHS Charges to Branches are now reflected as "Other Financing Sources," as opposed to expenditure reductions in "Special Items."

ADDITIONAL FUNDING REQUESTS

DHHS Admin submitted no additional funding requests.

PERSONNEL

A decrease of 2.0 FTE is proposed. An Administrative Analyst position is moving to budget unit 511 and the Assistant Director-Programs positions has been held vacant and unfunded. The proposed changes are as follows:

Deallocate

1.0 Administrative Analyst I/II

1.0 Assistant Director-Programs



DHHS MEASURE Z (1100 293)

PROGRAM DISCUSSION BY BUDGET UNIT

The purpose of the DHHS Measure Z budget is to manage the Measure Z allocations that were approved by the Board of Supervisors. In November 2018, Humboldt County voters passed Measure O with a voter approval of nearly 74%. This measure renews Measure Z, the local half-cent sales tax originally passed by voters in 2014. Measure Z was the original ordinance that imposed the tax, and Measure O simply stated that it will remain in effect until ended by voters. As such, the tax will continue to be referred to as Measure Z. This budget provides one concise location for Measure Z funding allocated to DHHS in order to ensure the utmost level of transparency.

DHHS's Measure Z budget unit supports the Board's Strategic Framework by protecting vulnerable populations and creating opportunities for improved safety and health.

ACCOMPLISHMENTS & GOALS

- Created opportunities for improved safety and health by cross-training staff in Moral Recognition Therapy, an evidence-based systematic treatment strategy that seeks to decrease recidivism among adult criminal offenders by increasing moral reasoning.
- Protected vulnerable populations through the creation of partnerships with Humboldt County Sheriff's Office staff to identify and provide outreach to individuals in outlying areas who are having frequent contact with law enforcement.
- Provide community-appropriate levels of service by increasing services in Eastern and Southern Humboldt to include assessments, therapy, and crisis intervention.
- Invest in county employees by completing cross-training of Moral Recognition Therapy for the DHHS Clinician located in Garberville to be able to provide assessments at Jerold Phelps Hospital in Garberville.



FY 2019-20 PROPOSED BUDGET TABLE — DHHS MEASURE Z 1100-293

	2016-17 Actual	2017-18 Actual	2018-19 Adjusted	2019-20 Requested	2019-20 Proposed	Increase (Decrease)
Expenditures						
Salaries & Employee Benefits	131,791	340,402	561,919	626,207	626,207	64,288
Services and Supplies	34,683	108,039	389,927	473,041	172,932	(216,995)
Other Charges	0	2,188	77,932	6,773	6,773	(71,159)
Total Expenditures	**166,474**	**450,629**	**1,029,778**	**1,106,021**	**805,912**	**(223,866)**
Other Financing Sources (Uses)						
Other Financing Sources	0	0	0	(8,527)	(8,527)	(8,527)
General Fund Contribution	0	0	0	1,164,914	864,805	864,805
Other Financing Uses	0	0	0	(50,366)	(50,366)	(50,366)
Other Financing Sources (Uses)	**0**	**0**	**0**	**1,106,021**	**805,912**	**805,912**
Net Revenues (Expenditures)	**(166,474)**	**(450,629)**	**(1,029,778)**	**0**	**0**	**1,029,778**
Additional Funding Support						
1100 General Fund	166,474	450,629	752,672	0	0	(752,672)
Total Additional Funding Support	**166,474**	**450,629**	**752,672**	**0**	**0**	**(752,672)**
Staffing Positions						
Allocated Positions	7.00	8.00	8.00	8.00	8.00	0.00

SIGNIFICANT CHANGES

- The proposed expenditure budget for the Salaries & Employee Benefits category has increased by 11% or $64,288 due to step adjustments, negotiated salary and benefit increases, and increased workers' compensation costs.
- The proposed expenditure budget for the Services & Supplies category has decreased by 56% or$216,995 due to sunset of one-time rollover funding for Klamath-Trinity Joint Unified School District and reduced transportation and travel expenses.
- The proposed expenditure budget for the Other Charges category has decreased by 91% or $71,159 due to changes in local accounting practices. Expenditure Reimbursements are now reflected as "Other Financing Uses.
- The proposed General Fund Contribution has increased by 100% or $864,805 due to changes in local accounting practices. Contributions from the General Fund are now reflected as "Other Financing Sources." The proposed General Fund contribution has actually decreased by 15% or $112,133 due to one-time funding in FY 2018-19 to improve the Hoopa Medical Center.
- The proposed expenditure budget for the Other Financing Uses category has increased by 100%or $50,366 due to changes in local accounting practices. Cost Allocation charges and Expenditure Reimbursements are now reflected as "Other Financing Uses," as opposed to "Other Charges."

MEASURE Z FUNDING REQUESTS

DHHS-Measure Z submitted the following two Measure Z funding requests:

1. $ 257,500 for Mobile Intervention Services Team (MIST) expansion for Client housing and professional services and supports.
2. $ 38,309 for Adult Protective Services (APS) and District Attorney continued Measure Z funding for Elder and Vulnerable Adult Services Team (EVAST).

Both of these requests were recommended by the Citizens' Advisory Committee and supported by the Board of Supervisors, however due to limited Measure Z resources, these requests are being recommended as reduced General Fund allocations in budget units 1170-424 and 1160-504, respectively

PERSONNEL

There are no personnel changes.

MENTAL HEALTH BRANCH

PROGRAM DISCUSSION BY BUDGET UNIT

DHHS Mental Health is responsible for overseeing and directing behavioral health treatment and support services for Humboldt County Medi-Cal beneficiaries. Mental Health provides and coordinates an array of clinical services for Humboldt County Medi-Cal clients with specialty mental health needs, and oversees crisis, acute and disaster-related mental health services to all Humboldt County residents, regardless of payer status. To provide community appropriate levels of service, Mental Health administers managed care contracts for behavioral health services with private for-profit and nonprofit agencies, and provides a comprehensive system of care for people who have serious mental illness, to the extent resources are available.

Mental Health is primarily funded by Mental Health/ Behavioral Health Realignment funds, Mental Health Services Act (MHSA) funds, Medi-Cal reimbursement and private insurance.

Other revenues include 2011 Public Safety Realignment, federal Substance Abuse Mental Health Services Administration block grants and grants from state and local agencies including California Office of Emergency Services, Beacon/Partnership, Mental Health Services Oversight and Accountability Commission and Judicial Council of California.

Mental Health is comprised of the following programs:

Substance Use Disorder Program

- 1180 425 Substance Use Disorder (SUD)
- 1180 431 Healthy Moms Mental Health Division

Mental Health Services

- 1170 424 Mental Health Administration
- 1170 426 Homeless Outreach & Mobile Engagement (HOME)
- 1170 427 Mental Health Jail Programs/ Community Corrections Resource Center (CCRC)
- 1170 475 HumWORKs
- 1170 477 Mental Health Services Act
- 1170 478 Transition-Age Youth
- 1170 495 Sempervirens (SV)/Crisis Stabilization Unit
- 1170 496 Adult Programs
- 1170 497 Children & Family Services (C&FS)
- 1170 498 Medication Support



ACCOMPLISHMENTS

- Invested in county employees by establishing opportunities for leadership development at all levels, while embedding critical values to support a culture change toward an inclusive and respectful environment in which there is a commitment to engaging in relationships that are authentic, caring and responsive to the needs of the staff and community served.
- Managed resources to ensure sustainability of services by embarking on strategic planning to address a number of critical areas and to create a vision, purpose and aligned values for the branch going forward. The areas of primary focus include:
  - Fiscal Solvency
  - Collaboration (with internal & external partners)
  - Workforce Development
  - Service Delivery
  - Compliance and Quality
- Facilitated public/private partnerships to solve problems by working with Humboldt County Correctional Facility Administration to implement use of a standardized Brief Jail Mental Health Screen, a standardized screening tool for identifying inmates with mental health needs at the time of booking. This is increasing access to mental health services for this under-served population and supports timely intervention and diversion out of the correctional system.
- Provided community-appropriate levels of service by expanding the Mobile Intervention & Services Team (MIST) to Arcata. MIST staff have been riding along with Arcata Police Officers weekly to perform outreach and engage people with severe mental illnesses experiencing homelessness in Arcata.
- Created opportunities for improved safety and health by providing MIST staff ride-alongs with the Humboldt County Sheriff 's Office to allow for expanded services to outlying areas. Ride-alongs began by focusing on Northern Humboldt from McKinleyville to Orick. MIST will look at expanding to Southern and Eastern Humboldt later this year.
- Protected vulnerable populations by assisting with stabilization of individuals in crisis with the Crisis Stabilization Unit, and connected them with resources for outpatient success. These efforts reduce the impact to local emergency departments, and law enforcement and corrections officers.
- Built inter-jurisdictional and regional cooperation, and strengthened the foundation of the Outpatient Adults program by establishing a program for Social Work students pursuing their Masters degrees with the goal of providing cost-effective service delivery and training/recruiting future DHHS Mental Health staff .
- Fostered transparent, accessible, welcoming and user-friendly services with increased availability and access to the Mobile Response Team. The Mobile Response Team is now available seven days a week and includes peer support and case management services.
- Managed resources to ensure sustainability of services through implementation and utilization of the mobile app ACT.MD. ACT.MD supports staff in organizing housing efforts. ACT.MD also tracks emergent events for immediate follow up, providing automatic notification of ER visits, local hospitalizations and local arrests. Community Comprehensive Treatment (CCT) staff provide information to increase the effectiveness of field-based contact with clients, and are using this platform to coordinate housing and other services as needed.
- Provided community-appropriate levels of service by recently changing the HOPE Center format from groups to classes. This change has had an empowering effect on the people the HOPE Center serves. Self-reported benefits from clients include a drop in the use of crisis services; becoming active members in the community by volunteering, going to school and working; becoming less institutionalized and recognizing the difference in their language using recovery language vs. stigmatizing language.

GOALS

- Manage resources to ensure sustainability of services by working with Comprehensive Community Treatment (CCT) staff to create measurable, billable service targets, to maximize capturing billable services and to focus on staff professional development in field-based services for the benefit of clients and the community. Mental Health has increased direct service staff by 10 percent in areas that are below expectation, which should with this goal.
- Create opportunities for improved safety and health by expanding service availability for Substance Use Disorder treatment through roll out of Drug Medi-Cal - Organized Delivery System and linking Children's, Transition-Age Youth and Adult's systems for a coordinated continuum of care.
- Seek outside funding sources to benefit Humboldt County needs by applying for and obtaining Drug Medi-Cal certification by July 2019 for Substance Use Disorder services at the Community Corrections Resource Center.
- Provide community-appropriate levels of service and expand culturally appropriate Mental Health services to Native American youth through the implementation of the Making Relatives Program.
- Manage resources to ensure sustainability of services by partnering Sempervirens and Crisis Stabilization Unit staff with Outpatient programs to reduce re-hospitalization which will be measured by re-admission rates.
- Protect vulnerable populations by reducing homelessness and the need for Crisis Services by changing organizational practices to include "short-term" clinical and case management support for clients discharged from Sempervirens.
- Create opportunities for improved safety and health, and reduce the ACEs scores in Humboldt County through increasing the number 0 to 5 year old clients served through training, Theraplay implementation and improved screening.
- Foster transparent, accessible, welcoming, and user-friendly services, and reduce time-lines to access services by streamlining the access process for Transition-Aged Youth (TAY) and foster children as well as through improved screening in partnership with Child Welfare Services (CWS).
- Create opportunities for improved safety and health by expanding service capacity and services (including Therapeutic Foster Care) through the addition of new organizational providers.
- Foster transparent, accessible, welcoming, and user-friendly services by drafting an RFP to solicit proposals to conduct a financial analysis of Mental Health. The anticipated outcome of the financial analysis would be recommendations of system changes to assist in financial solvency.
- Facilitate public/private partnerships to solve problems by working with Danco, Open Door Community Health Centers, First 5, Public Health and other community partners to build Trauma Informed Care and ACES-prevention activities on-site at the family housing project in Samoa where ground-breaking is scheduled to take place soon.



SUBSTANCE USE DISORDER

PROGRAM DISCUSSION BY BUDGET UNIT

The Substance Use Disorder (SUD) division is committed to providing recovery-oriented services so program participants can develop the skills needed to live free from harmful use of substances. Services include assessment, referral, treatment and care coordination for adults and adolescents with SUD treatment needs in Humboldt County.

Substance Use Disorder (SUD) programming is funded through a variety of sources including federal Substance Abuse and Prevention block grant allocation, 2011 State Realignment funds, Stratham and Seymour funds and federal Drug Medi-Cal reimbursement. These programs are operated under state and federal mandates.

There are two budget units within SUD: the Adult and Adolescent SUD Treatment Programs (425) and Healthy Moms (431).

The purpose of the Adult and Adolescent SUD Treatment Programs is to make treatment available to people with substance use disorders, including co-occurring mental health and substance use disorders. Clients are assessed for treatment and recommendations are made for the appropriate level of services. Staff provide individual treatment planning sessions and group treatment. Staff also coordinate with other agencies to assist clients in addressing their needs. The program's intent is to reduce the incidence of SUD problems in Humboldt County by developing, administering and supporting prevention and treatment programs. This involves removing barriers to treatment and coordinating services to provide the most effective treatments available.

The Healthy Moms Program provides perinatal treatment as defined by the state Office of Perinatal Substance Abuse (California Health and Safety Code, Sections 300-309.5). A comprehensive SUD treatment program for pregnant and parenting women, Healthy Moms provides assessment, group treatment and mental health treatment.

This program supports the Board of Supervisors' Strategic Framework by creating new opportunities for improved safety and health, protecting vulnerable populations, providing community-appropriate levels of service, supporting self-reliance of citizens, inviting civic engagement and awareness of available services, and fostering transparent, accessible, welcoming and user-friendly services.



FY 2019-20 PROPOSED BUDGET TABLE — SUBSTANCE USE DISORDER 1180-425

	2016-17 Actual	2017-18 Actual	2018-19 Adjusted	2019-20 Requested	2019-20 Proposed	Increase (Decrease)
Revenues						
Fines, Forfeits and Penalties	62,290	5,199	54,584	54,584	54,584	0
Other Governmental Agencies	1,501,457	2,170,304	1,946,936	1,977,539	1,977,539	30,603
Charges for Current Services	35,130	6,823	35,208	35,208	35,208	0
Other Revenues	4,627	4,255	2,428	0	0	(2,428)
Total Revenues	**1,603,504**	**2,186,581**	**2,039,156**	**2,067,331**	**2,067,331**	**28,175**
Expenditures						
Salaries & Employee Benefits	704,619	924,775	1,055,462	1,047,884	1,047,884	(7,578)
Services and Supplies	1,140,707	924,677	1,059,945	542,946	542,946	(516,999)
Other Charges	555,540	497,518	332,461	122,199	122,199	(210,262)
Special Items	(282,533)	(365,111)	(408,712)	0	0	408,712
Total Expenditures	**2,118,333**	**1,981,859**	**2,039,156**	**1,713,029**	**1,713,029**	**(326,127)**
Other Financing Sources (Uses)						
Other Financing Sources	0	0	0	423,283	423,283	423,283
Other Financing Uses	0	0	0	(777,585)	(777,585)	(777,585)
Other Financing Sources (Uses)	**0**	**0**	**0**	**(354,302)**	**(354,302)**	**(354,302)**
Net Revenues (Expenditures)	**(514,829)**	**204,722**	**0**	**0**	**0**	**0**
Additional Funding Support						
1180 Alcohol & Other Drugs	514,829	(204,722)	0	0	0	0
Total Additional Funding Support	**514,829**	**(204,722)**	**0**	**0**	**0**	**0**
Staffing Positions						
Allocated Positions	0.00	0.00	20.70	22.70	22.70	2.00

SIGNIFICANT CHANGES

- The proposed expenditure budget for the Services & Supplies category has decreased by 49% or $516,999 due to changes in local accounting practices. Contract Services & Public Health Prevention expenditures are now reflected as "Other Financing Uses," as opposed to "Services and Supplies." In addition, expenditures for Probation Department services are now reflected as "Other Financing Uses," as opposed to "Other Charges."
- The proposed expenditure budget for the Other Charges category has decreased by 63% or$210,262 due to step adjustments, negotiated salary and benefit increases, and increased workers' compensation costs.
- The proposed expenditure budget for the Special Items category has decreased by 100% or $408,712 due to changes in local accounting practices. CalWORKs and Mental Health Intrafund revenues are now reflected as "Other Financing Sources," as opposed to "Special Items."
- The proposed revenue budget for the Other Financing Sources category has increased by 100% or $423,283 due to changes in local accounting practices. CalWORKs, General Relief, and Mental Health services revenues are now reflected as "Other Financing Sources," as opposed to "Special Items."
- The proposed expenditure budget for the Other Financing Uses category is increasing by 100%or $777,585 due to changes in local accounting practices. Expenditures charged to SUD through a reimbursement to Public Health and the Probation Department are now reflected as "Other Financing Uses," as opposed to "Other Charges" or "Services and Supplies."
- Overall expenditures decreased by $326,127 due primarily to reduction in Public Health-Prevention services and Public Health Contract Services.

ACCOMPLISHMENTS & GOALS

- Supported the self reliance of citizens and protected vulnerable populations by adding a group called "Recovery 101" to the Humboldt County Programs for Recovery (HCPR) Adult SUD program for clients who do not meet specialty Mental Health (MH) criteria but have mild to moderate MH challenges. This Drug Medi-Cal (DMC) billing group has a SUD Counselor and a MH Clinician co-facilitating.
- Provided community-appropriate levels of service through the Family Wellness Court (FWC) program grant to parents with substance use disorders who have young children involved in the child welfare system, and are members of the local tribal community. Currently, the Yurok Tribe is engaged in the grant, but expansion to the Karuk and Hoopa tribes is underway through stakeholder meetings.
- Created opportunities for improved safety and health by increasing Dual Recovery Program (DRP) capacity from 48 to 64 clients per week, up to 80 to 100 clients per week in fiscal year 2018-19.

ADDITIONAL FUNDING REQUESTS

Substance Use Disorder Treatment Programs submitted no additional funding requests.

- Provide community-appropriate levels of service and protect vulnerable populations by expanding the Family Wellness Court (FWC) program to provide services for up to 20 families.
- Manage resources to ensure sustainability of services and seek outside funding sources to benefit Humboldt County needs by increasing Dual Recovery Program (DRP) billable groups.

PERSONNEL

An increase of 2.0 FTE is proposed. The increase is due to new allocation for SUD program expansion to Drug Medi-Cal Organized Delivery System. The proposed changes are as follows:

Allocate

2.0 Substance Abuse Counselor I/II



FY 2019-20 PROPOSED BUDGET TABLE — HEALTHY MOMS 1180-431

	2016-17 Actual	2017-18 Actual	2018-19 Adjusted	2019-20 Requested	2019-20 Proposed	Increase (Decrease)
Revenues						
Other Revenues	338	50	1,500	0	0	(1,500)
Other Financing Sources	0	501	0	0	0	0
Total Revenues	**338**	**551**	**1,500**	**0**	**0**	**(1,500)**
Expenditures						
Salaries & Employee Benefits	477,906	565,936	681,580	802,227	802,227	120,647
Services and Supplies	55,953	50,538	55,320	73,633	73,633	18,313
Other Charges	58,484	63,355	92,901	306,720	306,720	213,819
Fixed Assets	0	0	156,100	192,350	192,350	36,250
Special Items	(628,932)	(682,051)	(984,401)	0	0	984,401
Total Expenditures	**(36,589)**	**(2,222)**	**1,500**	**1,374,930**	**1,374,930**	**1,373,430**
Other Financing Sources (Uses)						
Other Financing Sources	0	0	0	1,374,930	1,374,930	1,374,930
Other Financing Sources (Uses)	**0**	**0**	**0**	**1,374,930**	**1,374,930**	**1,374,930**
Net Revenues (Expenditures)	**36,927**	**2,773**	**0**	**0**	**0**	**0**
Additional Funding Support						
1180 Alcohol & Other Drugs	(36,927)	(2,773)	0	0	0	0
Total Additional Funding Support	**(36,927)**	**(2,773)**	**0**	**0**	**0**	**0**
Staffing Positions						
Allocated Positions	11.40	12.40	11.40	12.40	12.40	1.00

SIGNIFICANT CHANGES

- The proposed expenditure budget for the Salaries & Employee Benefits category has increased by 18% or $120,647 due to an addition of 1.0 FTE Substance Abuse Counselor for Substance Use Disorder (SUD) program expansion to address Drug Medi-Cal Organized Delivery System.
- The proposed expenditure budget for the Services & Supplies category has increased by 33% or $18,313 due to increased training costs and associated travel.
- The proposed expenditure budget for the Other Charges category has increased by 100% or $213,819 due to ADA Charges to comply with terms of consent decree with the Department of Justice.
- The proposed expenditure budget for the Fixed Assets category as increased by 23% or $36,250 due to fixed asset costs for a telephone system, safety and medical equipment, landscaping, and building modifications. Funding of $192,350 is recommended for fixed assets; additional details on the proposed equipment and projects are available in the Capital Expenditures table.
- The proposed expenditure budget for the Special Items category has decreased by 100% or $984,401 due to changes in local accounting practices. CalWORKs, Drug Medi-Cal, AOD-Perinatal Set Aside, AOD-Perinatal Treatment, Mental Health/EPSDT, and Mental Health/FFP revenues are now reflected as "Other Financing Sources," as opposed to "Special Items" due to a reclassification of Interfund Revenues (IR).
- The proposed revenue budget for the Other Financing Sources category has increased by 100%or $1,374,930 due to changes in local accounting practices. CalWORKs, Medi-Cal, Substance Abuse Block Grant, Mental Health Realignment, Substance Abuse Realignment, and Mental Health services revenues are now reflected as "Other Financing Sources," as opposed to "Special Items" due to a reclassification of Interfund Revenues (IR).

ADDITIONAL FUNDING REQUESTS

Healthy Moms submitted no additional funding requests.

PERSONNEL

An increase of 1.0 FTE is proposed. The increase is due to new allocation for SUD program expansion. The proposed changes are as follows:

Allocate

1.0 Substance Abuse Counselor I/II

MENTAL HEALTH SERVICES

PROGRAM DISCUSSION BY BUDGET UNIT

The Mental Health Services program includes the following budget units:

Mental Health Services

- 1170 424 Mental Health Administration
- 1170 426 Housing, Outreach & Mobile Engagement (HOME)
- 1170 427 Mental Health Jail Programs/ Community Corrections Resource Center (CCRC)
- 1170 475 HumWORKs
- 1170 477 Mental Health Services Act
- 1170 478 Transition-Age Youth
- 1170 495 Sempervirens (SV)/Crisis Stabilization Unit
- 1170 496 Adult Programs
- 1170 497 Children & Family Services (C&FS)
- 1170 498 Medication Support

Mental Health Administration is responsible for overseeing and directing behavioral health treatment and support services for Humboldt County. These activities include:

- Fostering and supporting integrated, holistic, accessible service delivery systems and community partnerships
- Interfacing with principal funding sources (e.g., state and federal authorities, third party insurers)
- Overseeing an array of clinical services for Humboldt County Specialty Mental Health Medi-Cal
- Overseeing crisis, acute and disaster- related mental health services to all Humboldt County residents regardless of payer status
- Administering contracts for behavioral health services with private for-profit and nonprofit agencies

The Housing, Outreach and Mobile Engagement (HOME) program strives to provide housing assistance, case management, and emergency aid to participants who are experiencing homelessness or who are at-risk of homelessness. HOME coordinates and works in partnership with Community Based Organizations to administer state and federal grants.

HOME is a newly established budget unit within Mental Health. Housing services have been offered in Mental Health through the Mobile Intervention & Services Team (MIST), Rural Outreach Services Enterprise (ROSE), Street Outreach Services (SOS), Mental Health Services Act (MHSA) and Mobile Engagement Vehicle (MEV) projects since 2009. Housing services have expanded in multiple programs including Housing and Urban Development (HUD)-funded projects operated by SOS and Public Health, the Housing Action Program in CalWORKs, Homesafe through Adult Protective Services (APS), and Housing Support for Disabled Persons for General Relief applicants in the application process for Supplemental Security Income (SSI). Recent additions include expanded HUD projects for rapid rehousing, Measure Z, Homeless Mentally Ill Outreach and Treatment, and the Homeless Emergency Aid Program. HOME works with developers to build housing for DHHS clients including the Arcata Bay Crossing apartments in Arcata, the Lodge in Eureka, the Veterans/Mental Health project under construction on Fourth Street in Eureka, a planned 26-unit development in Rio Dell and a planned 79-unit family housing project in Samoa.

The HOME program has submitted a proposal for support from the No Place Like Home program that has cleared the first hurdle. HOME staff will continue to seek and apply for federal and state funding to support creation of housing for DHHS clients.

HOME staff were foundational members of the Humboldt Housing & Homelessness Coalition (HHHC) and continue to provide staff support to the HHHC as

well as the newly formed Board of Supervisors' Housing Trust Fund & Homelessness Solutions Committee.

Mental Health Jail Programs/Community Corrections Resource Center (CCRC) maintains a multidisciplinary team of staff who provide a variety of services for Humboldt County Correctional Facility inmates, soon-to-be releases, and individuals served under The AB 109 mandate. Services include, but are not limited to:

- Development of treatment plans and follow up progress reports to the court for individuals deemed incompetent to stand trial
- Psychiatric evaluation, nursing services, psychiatric follow up and medication support treatment
- Mental health counseling and referrals, substance abuse treatment and suicide prevention and intervention assessments
- Evaluations to determine inmates' ability/ appropriateness for work assignments
- Working with CCRC case management services to provide advocacy and brokerage services with a focus on linkage to medical care, health benefits and housing
- Linking people to community resources, facilitating reentry with a warm hand off to CCRC services
- Implementing a program to ensure that inmates leaving custody have benefits including resumption of their disability income
- Coordination of transfers to Crisis Stabilization Unit and/or Sempervirens
- Debriefing meetings with emergency personnel and correctional staff following critical events
- Participation and facilitation of annual mental health and suicide prevention and intervention training for correctional officers
- Crisis intervention services in coordination with law enforcement
- Crisis Intervention Team training in coordination with law enforcement for emergency services personnel and other community members

HumWORKs/Behavioral Health Services (BHS) is a multi-disciplinary program that provides assessment, consultation and treatment services to CalWORKs recipients experiencing mental health, substance use disorder and/or domestic violence issues. The program promotes self-reliance while protecting economically vulnerable populations. BHS assists participants in reducing or removing barriers to employment by teaching life skills and by providing therapeutic interventions for behavioral health issues that impair occupational and social functioning. Services are part of each participant's Welfare-to-Work activities and are developed in consultation and coordination with Social Services' CalWORKs and Employment Training staff .

MHSA programs provide services and supports that promote prevention and reduce the impacts on individuals and families from untreated mental illness. These services and supports are intended to protect vulnerable populations, provide community-appropriate levels of service, promote self-reliance and foster accessible, welcoming environments. MHSA programs provide the following recovery-focused, integrated services to clients:

- Outpatient Services through Mobile Outreach/ Rural Outreach Services Enterprise and Comprehensive Community Treatment/Full Service Partnership
- Older and Dependent Adults Expansion
- Rapid Rehousing and Mobile Intervention & Services Team (MIST)

MHSA also provides the following prevention and early intervention programs:

- The Hope Center
- Suicide Prevention
- Local Implementation Agreements
- Parent Partner support
- Stigma and Discrimination Reduction
- Multi-Tiered System of Support in school settings
- Humboldt County Transition-Age Youth Collaboration and Peer Support

The Transition-Age Youth (TAY) Division is co-located with Child Welfare Services and the Humboldt County Transition-Age Youth Collaboration. The TAY Division also has partnerships with Public Health, Nurse-Family Partnership, Adult Mental Health, the Employment Training Division, Healthy Moms, CalWORKs, HumWORKs and dual recovery programs. Not only

does the TAY Division support youth with increased independent living skills, creating natural support systems, and obtaining housing, employment, and education, it also provides the following services:

- Assessment
- Plan development
- Crisis intervention
- Collateral treatment
- Full service partnership
- Peer coaching/support
- Individual/family therapy
- Intensive Care Coordination
- Case management services
- Evidence-based practices

Metal Health's Sempervirens/Crisis Stabilization Unit (CSU) and acute psychiatric hospital--Sempervirens (SV)- -provide 24-hour, 7-day-a-week crisis intervention and stabilization services in a federally-certified psychiatric health facility.

These programs are staff ed with psychiatrists, nurse practitioners, psychiatric registered nurses, licensed clinical social workers, licensed vocational nurses/ psychiatric technicians, an activity therapist and support staff . Patients in need of CSU services are provided crisis intervention or stabilization services to assess the emergent need, short-term treatment to stabilize their condition and arrangements for after-care services necessary to prevent relapse or destabilization of their condition. Patients who cannot be stabilized in the CSU are admitted to SV (the only inpatient psychiatric unit in the region) or the nearest available inpatient hospital specializing in age-appropriate care. CSU works closely with a variety of local agencies including law enforcement, Humboldt County Corrections, local emergency departments and many other community resources.

Sempervirens is a 16-bed, locked psychiatric health facility that provides acute, short-term treatment in a non-medical health facility setting and provides a safe environment for people who meet the criteria outlined in Section 5150 of the California Welfare and Institutions Code. Upon admission, staff develops a multidisciplinary treatment plan with the patient, identifying the problem that led to the hospitalization and individualized goals to support recovery and assist individuals in learning new ways to cope with mental illness and participate in their own recovery.

Adult Behavioral Health and Recovery Services (ABHRS) offers specialty mental health services to seriously mentally ill adults and Medi-Cal beneficiaries. Services are provided by multi-disciplinary staff and clinical teams comprised of licensed mental health clinicians, case managers, crisis specialists, peer support counselors, mental health workers and vocational counselors who work in collaboration with psychiatrists, nurses and support staff . Services include:

- Walk-in and telephone access for individuals coping with specific mental health disorders
- Clinical services, including mental health evaluation, assessment and referral, as well as brief individual and group therapy, including evidence-based and best practice modalities for groups
- Mental health rehabilitation, community outreach and education and client and family education
- Residential placement coordination for those who require skilled levels of care to prevent or transition from acute psychiatric hospitalization, residential care and transitional housing options along a continuum of independence.

Children & Family Services, provides a full array of services to seriously emotionally disturbed children who are Medi-Cal beneficiaries and meet specialty mental health service criteria, per state and federal mandates. Children's Mental Health provides both clinic-based and field-based services throughout Humboldt County. Staff regularly see youth and families in their homes, schools, or other locations that enable easier access to services. Staff also work closely with other agencies and community partners involved with families such as Child Welfare Services, probation, schools, Redwood Coast Regional Center, tribes and other natural supports.

DHHS and the education system continue their partnership to more effectively coordinate and serve children who are or who need to be involved with both systems. A multi-tiered system of support coalition is currently supporting the professional development of education staff throughout Humboldt County to strengthen school climate curriculum implementation. School climate curriculum is a model of culture change that focuses on positive reinforcement rather than discipline on school campuses. Examples of this practice are models such as Second Step and Restorative Justice Practices.

Mental Health's Medication Support Services Program includes Outpatient Medication Clinics, which are located at four sites in Eureka, including Adult

Medication Support Services, Older Adult Medication Support Services and Garberville Medication Support Clinics with telemedicine services to Garberville and Willow Creek. These clinics utilize a team approach to provide ongoing psychiatric support services to assist with clients' stabilization in the community.

Each team consists of a psychiatrist and a registered nurse or licensed vocational nurse, and in many cases, a case manager and/or a clinician may also be assigned. The main Adult, Older Adults and Garberville Medication Clinics offer nurse case management to assist clients with wraparound care in regards to medication education, monitoring and compliance.

Mental Health's Medication Support Services program:

- Assesses and determines the needs of each client in a collaborative approach
- Provides medication and symptom management education and referrals as needed
- Works toward goals identified by each individual and their mental health care needs
- Assists with supports in the community
- Medication Injection Clinic Services – Provide long-acting medications to clients who require assistance with medication stability/compliance.

The Outpatient Medication Clinic staff work closely with a variety of community providers to identify clients who have been stable and no longer need specialty mental health services offered by Humboldt County Mental Health. In doing so, the staff assists clients in continuing treatment with primary care providers or health clinics. The Outpatient Medication Clinic nursing staff also works with primary care physicians to coordinate the care of Mental Health clients who may require collaborative care to treat medical as well as psychiatric concerns.

Mental Health has struggled for a number of years with a deficit based on the limited revenue opportunities, the incredibly high community demand for mental health services in a broad geographic region, increased acuity of mental health issues, drug use and long term impact of such, and challenges with supportive and treatment inclusive local placements. Additionally over the past several years there have been unfunded mandates rolled out by the state to better serve specific populations. Mental Health has implemented a number of strategies over time to address these issues. The primary focus points are:

Increase revenue generated for the services provided

- Intensive focus at the manager and supervisor level to educate staff on direct service billing and increase this number in areas below expectation.
- Braiding funding across systems where appropriate, e.g. using funding from social services to help cover the cost of services for child welfare youth that are required for shared clients and/or are not billable.

Increase local placement with supportive services

- Request for Proposal (RFP) to be released spring of 2019 to solicit applications for local placements to allow client's to remain locally at various levels of service need. This will decrease the need for higher level placements and for sending clients out of county as frequently. This will also be funded by Federal Medi-Cal & MHSA CSS as an alternative to placement contracts that are funded via 100% county funds.

Increase number of directly employed staff , instead of those employed through high cost contracts

- Recruitment efforts are on-going to bring in candidates to fill positions
- Local Social Work and Nursing student programs are increasing, which should increase the pool of eligible applicants.
- Culture change and community relationship building are underway to re-establish working relationships with medical professionals and partner organizations for psychiatrist and nursing.

More broadly reviewing the Mental Health fiscal structure to assess areas of strength and need and develop a plan to reach fiscal solvency.

- A Request For Proposal is being drafted for soliciting proposals to conduct a financial analysis of Mental Health.

This program supports the Board of Supervisors' Strategic Framework by creating new opportunities for improved safety and health, protecting vulnerable populations, providing community-appropriate levels of service, supporting self-reliance of citizens, investing in County employees, inviting civic engagement and awareness of available services, building inter-jurisdictional and regional cooperation, engaging new partners, and facilitating public/private partnerships to solve problems.

ACCOMPLISHMENTS & GOALS

- Invested in county employees by establishing opportunities for leadership development at all levels, while embedding critical values to support a culture change toward an inclusive and respectful environment in which there is a commitment to engaging in relationships that are authentic, caring and responsive to the needs of the staff and community served
- Managed resources to ensure sustainability of services by embarking on strategic planning to address a number of critical areas and to create a vision, purpose and aligned values for the branch going forward.
- Facilitated public/private partnerships to solve problems by working with Humboldt County Correctional Facility Administration to implement use of a standardized Brief Jail Mental Health Screen, a standardized screening tool for identifying inmates with mental health needs at the time of booking. This is increasing access to mental health services for this under-served population and supports timely intervention and diversion out of the correctional system
- Provided community-appropriate levels of service by expanding the Mobile Intervention Services Team (MIST) to Arcata. MIST staff have been riding along with Arcata Police Officers weekly to perform outreach and engage people with severe mental illnesses experiencing homelessness in Arcata.
- Created opportunities for improved safety and health by providing MIST staff ride-alongs with the Humboldt County Sheriff 's Office to allow for expanded services to outlying areas. Ride-alongs began by focusing on Northern Humboldt from McKinleyville to Orick. MIST will look at expanding to Southern and Eastern Humboldt later this year.
- Protected vulnerable populations by assisting with stabilization of individuals in crisis with the Crisis Stabilization Unit, and connected them with resources for outpatient success. These efforts reduce the impact to local emergency departments, and law enforcement and corrections officers.
- Manage resources to ensure sustainability of services by increasing direct service staff by 10 percent in areas that are below expectation, and work with Comprehensive Community Treatment (CCT) staff to create measurable, billable service targets, to maximize capturing billable services and to focus on staff professional development in field-based services for the benefit of clients and the community.
- Create opportunities for improved safety and health by expanding service availability for Substance Use Disorder treatment through roll out of Drug Medi-Cal - Organized Delivery System and linking Children's, Transition-Age Youth and Adult's systems for a coordinated continuum of care.
- Seek outside funding sources to benefit Humboldt County needs by applying for and obtaining Drug Medi-Cal certification by July 2019 for Substance Use Disorder services at the Community Corrections Resource Center.
- Provide community-appropriate levels of service and expand culturally appropriate Mental Health services to Native American youth through the implementation of the Making Relatives Program.
- Manage resources to ensure sustainability of services by partnering Sempervirens and Crisis Stabilization Unit staff with Outpatient programs to reduce re-hospitalization which will be measured by readmission rates.
- Protect vulnerable populations by reducing homelessness and the need for Crisis Services by changing organizational practices to include "short-term" clinical and case management support for clients discharged from Sempervirens.
- Create opportunities for improved safety and health, and reduce the ACEs scores in Humboldt County through increasing the number of 0 to 5 year old clients served through training, Theraplay implementation and improved screening.
- Foster transparent, accessible, welcoming, and user-friendly services, and reduce time-lines to access services by streamlining the access process for Transition-Aged Youth (TAY) and foster children as well as through improved screening in partnership with Child Welfare Services (CWS).

FY 2019-20 PROPOSED BUDGET TABLE — MENTAL HEALTH ADMINISTRATION 1170-424

	2016-17 Actual	2017-18 Actual	2018-19 Adjusted	2019-20 Requested	2019-20 Proposed	Increase (Decrease)
Revenues						
Other Governmental Agencies	17,440,237	21,935,583	21,016,586	22,865,343	22,865,343	1,848,757
Charges for Current Services	10,227,976	14,421,781	19,022,916	21,723,827	21,723,827	2,700,911
Other Revenues	360,176	578,854	2,976,525	2,015,243	2,015,243	(961,282)
General Fund Contribution	0	0	400,000	0	0	(400,000)
Total Revenues	**28,028,389**	**36,936,218**	**43,416,027**	**46,604,413**	**46,604,413**	**3,188,386**
Expenditures						
Salaries & Employee Benefits	21,789,923	22,642,604	28,193,460	28,166,725	28,166,725	(26,735)
Services and Supplies	17,797,543	20,398,725	19,310,764	8,481,094	8,481,094	(10,829,670)
Other Charges	1,193,975	2,156,363	2,610,070	1,982,970	2,111,720	(498,350)
Fixed Assets	112,580	77,376	717,900	755,000	755,000	37,100
Special Items	(4,194,002)	(4,078,927)	(7,021,268)	0	0	7,021,268
General Fund Contribution	(43,803)	(43,803)	(43,803)	0	0	43,803
Total Expenditures	**36,656,216**	**41,152,338**	**43,767,123**	**39,385,789**	**39,514,539**	**(4,252,584)**
Other Financing Sources (Uses)						
Special Items	0	0	0	(13,606,793)	(13,606,793)	(13,606,793)
Other Financing Sources	0	596,463	0	5,593,270	5,593,270	5,593,270
General Fund Contribution	(351,096)	705,470	351,096	794,899	923,649	572,553
Other Financing Sources (Uses)	**(351,096)**	**1,301,933**	**351,096**	**(7,218,624)**	**(7,089,874)**	**(7,440,970)**
Net Revenues (Expenditures)	**(8,978,923)**	**(2,914,187)**	**0**	**0**	**0**	**0**
Additional Funding Support						
1170 Mental Health Fund	8,978,923	2,914,187	0	0	0	0
Total Additional Funding Support	**8,978,923**	**2,914,187**	**0**	**0**	**0**	**0**
Staffing Positions						
Allocated Positions	0	0	363.50	359.20	359.20	(4.30)

SIGNIFICANT CHANGES

- The proposed revenue budget for Other Governmental Agencies has increased by 9% or $1,848,757 due to new and expanded fund sources include: Dept of Housing and Community Development No Place Like Home (NPLH) Support Services grant award; State General Funds for match to Federal Financial Participation for ACA Medi-Cal beneficiaries, Mental Health Services Act and SAMHSA MH block grant.
- The proposed revenue budget for Charges for Current Services has increased by 14% or $2,700,911 due to Federal Financial Participation for specialty mental health services to Medi-Cal beneficiaries. Proposed expanded Organizational Provider service agreements contributes to the increase in these revenues.
- The proposed revenue budget for Other Revenues has decreased by 32% or $961,282 due to revisions to Senate Bill 82 Crisis Triage grant award allocations.
- The proposed expenditure budget for the Services & Supplies category has decreased by 56% or $10,829,670 due to changes in local accounting practices. Program Intrafund transfers are now reflected as "Special Items," as opposed to "Services and Supplies."
- The proposed expenditure budget for the Other Charges category has decreased by 19% or $498,350 due to changes in local accounting practices. Expenditure Reimbursement transfers are now reflected as "Salaries and Employee Benefits," as opposed to "Other Charges."
- The proposed expenditure budget for the Fixed Assets category has increased by 5% or $37,100 due to an increase in projects planned for the Clark Street campus. Funding of $755,000 is recommended for fixed assets; additional details on the proposed equipment and projects are available in the Capital Expenditures table.

SIGNIFICANT CHANGES

- The proposed expenditure budget for the Special Items category has decreased by 100% or $7,021,268 due to changes in local accounting practices. Interfund Revenues (IR) are now reflected as "Other Financing Sources (Uses)," as opposed to expenditure reductions in "Special Items."
- The proposed expenditure budget for the Other Financing Sources (Uses) category has increased by 100% or $13,606,793 due to changes in local accounting practices.
- The proposed revenue budget for Other Financing Sources has increased by 100% or $5,593,270 due to changes in local accounting practices. Interfund Revenues (IR) are now reflected as "Other Financing Sources," as opposed to expenditure reductions in "Special Items."
- The proposed General Fund Contribution has increased by 100% or $572,553 due to changes in local accounting practices. Contributions from the General Fund are now reflected as "Other Financing Uses." In addition, the General Fund is contributing$128,750 for expanded Mobile Intervention Services Team (MIST) activities. This request was submitted for Measure Z funding and was recommended by the Citizens' Advisory Committee, however due to limited Measure Z resources, the Board directed this request to be funded through the General Fund.

ADDITIONAL FUNDING REQUESTS

Mental Health Administration submitted no additional funding requests. However, a request for $257,500 was submitted through the Measure Z budget unit to provide Mobile Intervention Services Team expansion services. This request was recommended for reduced funding by the Citizens' Advisory Committee, however due to limited Measure Z resources, the Board directed this request to be funded through the General Fund.

This additional funding request is recommended at this time for a reduced amount of $128,750.

PERSONNEL

An decrease of 17.0 FTE is proposed. The changes are due to deallocation of 16.0 FTE for reallocation to DHHS-HOME BU 426, deallocation of 7.0 FTE per MH staffing needs, and allocation of 6.0 FTE for improved client supports and to meet mandates. The proposed changes are as follows:

Deallocate

3.0 Program Coordinator
1.0 Fiscal Assistant I/II
1.0 Office Assistant I/II
2.0 Peer Coach I/II
1.0 Peer Coach III
2.0 Psychiatric Technician I/II
7.0 Mental Health Case Manager I/II
1.0 Mental Health Clinician I/II
1.0 Supervising Mental Health Clinician
1.0 Senior Program Manager - Mental Health
1.0 Program Manager

Allocate

1.0 Administrative Analyst I/II
3.0 Mental Health Worker I/II



FY 2019-20 PROPOSED BUDGET TABLE HOUSING, OUTREACH & MOBILE ENGAGEMENT 1170-426

	2016-17 Actual	2017-18 Actual	2018-19 Adjusted	2019-20 Requested	2019-20 Proposed	Increase (Decrease)
Revenues						
Other Governmental Agencies	0	0	0	3,512,085	3,512,085	3,512,085
Charges for Current Services	0	0	0	295,168	295,168	295,168
Total Revenues	**0**	**0**	**0**	**3,807,253**	**3,807,253**	**3,807,253**
Expenditures						
Salaries & Employee Benefits	0	0	0	1,878,350	1,878,350	1,878,350
Services and Supplies	0	0	0	2,588,370	2,588,370	2,588,370
Total Expenditures	**0**	**0**	**0**	**4,466,720**	**4,466,720**	**4,466,720**
Other Financing Sources (Uses)						
Other Financing Sources	0	0	0	1,001,680	1,001,680	1,001,680
Other Financing Uses	0	0	0	(342,213)	(342,213)	(342,213)
Other Financing Sources (Uses)	**0**	**0**	**0**	**659,467**	**659,467**	**659,467**
Net Revenues (Expenditures)	**0**	**0**	**0**	**0**	**0**	**0**
Staffing Positions						
Allocated Positions	0.00	0.00	0.00	23.00	23.00	23.00

SIGNIFICANT CHANGES

- The proposed revenue budget for the Other Governmental Agencies category has increased by 100% or $3,512,085 due to Revenue sources for the new DHHS-HOME budget unit being reflected in this budget. Revenue sources for this category include:
  - $215,892 - Housing and Urban Development (HUD), permanent supportive housing
  - $200,000 - Senate Bill (SB) 840 Homeless Mentally Ill Outreach and Treatment Program (HMIOT)
  - $186,205 - Dept of Housing and Community Development California Emergency Solutions and Housing (CESH) program award
  - $1,710,163 - Calif Homeless Coordinating and Financing Council Homeless Emergency Aid Program (HEAP) grant funding
  - $75,000 - Dept of Housing and Community Development No Place Like Home (NPLH) Technical Assistance grant award
  - $230,713 - Dept of Housing and Community Development No Place Like Home (NPLH) non-Competitive grant award
  - $94,531 - Housing and Urban Development (HUD) Homeless Management Information Systems (HMIS)
  - $46,746 - Dept of Health Care Services (DHCS) Federal Projects for Assistance in Transition from Homelessness (PATH) formula grant funds
- The proposed revenue budget for the Charges for Current Services category has increased by 100% or $295,168 due to Federal Financial Participation for specialty mental health services to Medi-Cal beneficiaries.
- The proposed revenue budget for the Other Financing Sources category has increased by 100% or $1,001,680 due to Interfund Revenues from Child Welfare Services and Mental Health Charges to Other Departments.
- The proposed expenditure budget for the Salaries & Employee Benefits category has increased by 100% or $1,878,350 due to salary, benefit and extra help costs associated with proposed staffing.
- The proposed expenditure budget for the Services & Supplies category has increased by 100% or $2,588,370 due to proposed services and supplies expenditures associated with approved grant proposals.
- The proposed expenditure budget for the Interfund Expenditures category has increased by 100% or $342,213 due to Interfund Expenditures from Mental Health Charges to Other County Departments.

ADDITIONAL FUNDING REQUESTS

HOME submitted no additional funding requests.

PERSONNEL

An decrease of 23.0 FTE is proposed. The increase is due to Allocation of Personnel for new budget unit. All positions are proposed to be reallocated from other DHHS budget units, as noted in staffing table for DHHS-HOME 1170-426. The proposed changes are as follows:

Allocate

5.0 Comm. Outreach Worker I/II
2.0 Peer Coach I/II
1.0 Peer Coach III
2.0 Administrative Analyst I/II
1.0 Vocational Trainee/Assistant
4.0 Mental Health Case Manager I/II
2.0 Mental Health Case Clinician I/II
1.0 Supervising Mental Health Clinician
1.0 Senior Program Manager - Mental Health
1.0 Program Manager
3.0 Program Coordinator



FY 2019-20 PROPOSED BUDGET TABLE — MENTAL HEALTH JAIL PROGRAMS 1170-427

	2016-17 Actual	2017-18 Actual	2018-19 Adjusted	2019-20 Requested	2019-20 Proposed	Increase (Decrease)
Revenues						
Other Revenues	18	0	0	0	0	0
Total Revenues	**18**	**0**	**0**	**0**	**0**	**0**
Expenditures						
Services and Supplies	90,104	84,350	80,520	519,463	519,463	438,943
Other Charges	108,491	142,305	153,768	855	855	(152,913)
Total Expenditures	**198,595**	**226,655**	**234,288**	**520,318**	**520,318**	**286,030**
Other Financing Sources (Uses)						
Special Items	(226,654)	226,654	234,288	521,019	521,019	286,731
Other Financing Sources	0	0	0	(701)	(701)	(701)
Other Financing Sources (Uses)	**(226,654)**	**226,654**	**234,288**	**520,318**	**520,318**	**286,030**
Net Revenues (Expenditures)	**(425,231)**	**(1)**	**0**	**0**	**0**	**0**
Additional Funding Support						
1170 Mental Health Fund	(37)	1	0	0	0	0
Total Additional Funding Support	**(37)**	**1**	**0**	**0**	**0**	**0**
Staffing Positions						
Allocated Positions	0	0	0	0	0	0

SIGNIFICANT CHANGES

- The proposed revenue budget for the Special Items category has increased by 100% or $286,731 due to changes in local accounting practices. Expenditure Reimbursements (salary costs to/from another budget unit) are now reflected as "Special Items," as opposed to "Other Charges."
- The proposed expenditure budget for the Services & Supplies category has increased by 100% or $438,943 due to increased Locum Tenens Physician Services, Out of County Transportation, and Medications expenditures.
- The proposed expenditure budget for the Other Charges category has decreased by 99% or $152,913 due to changes in local accounting practices. Expenditure Reimbursements (salary costs to/from another budget unit) are now reflected as "Special Items," as opposed to "Other Charges."

ADDITIONAL FUNDING REQUESTS

Mental Health Jail Programs submitted no additional funding requests.

PERSONNEL

There are no personnel changes.



FY 2019-20 PROPOSED BUDGET TABLE — HUMWORKS 1170-475

	2016-17 Actual	2017-18 Actual	2018-19 Adjusted	2019-20 Requested	2019-20 Proposed	Increase (Decrease)
Expenditures						
Services and Supplies	24,742	8,684	33,790	19,940	19,940	(13,850)
Other Charges	48,097	751	583	774	774	191
Total Expenditures	**72,839**	**9,435**	**34,373**	**20,714**	**20,714**	**(13,659)**
Other Financing Sources (Uses)						
Special Items	(9,435)	9,435	34,373	21,104	21,104	(13,269)
Other Financing Sources	0	0	0	(390)	(390)	(390)
Other Financing Sources (Uses)	**(9,435)**	**9,435**	**34,373**	**20,714**	**20,714**	**(13,659)**
Net Revenues (Expenditures)	**(82,274)**	**0**	**0**	**0**	**0**	**0**
Additional Funding Support						
1170 Mental Health Fund	1	0	0	0	0	0
Total Additional Funding Support	**1**	**0**	**0**	**0**	**0**	**0**
Staffing Positions						
Allocated Positions	0.00	0.00	0.00	0.00	0.00	0.00

SIGNIFICANT CHANGES

- The proposed revenue budget for the Special Items category has decreased by 39% or $13,269 due to an decrease in program Intrafund Transfers based on prior year estimated actual.
- The proposed expenditure budget for the Services & Supplies category has decreased by 41% or $13,850 due to a decrease in appropriation based on prior year estimated actual.

ADDITIONAL FUNDING REQUESTS

HumWORKS submitted no additional funding requests.

PERSONNEL

There are no personnel changes.



FY 2019-20 PROPOSED BUDGET TABLE — MENTAL HEALTH SERVICES ACT 1170-477

	2016-17 Actual	2017-18 Actual	2018-19 Adjusted	2019-20 Requested	2019-20 Proposed	Increase (Decrease)
Revenues						
Other Revenues	360	0	0	0	0	0
Total Revenues	**360**	**0**	**0**	**0**	**0**	**0**
Expenditures						
Services and Supplies	1,212,986	1,483,840	1,327,842	1,939,539	1,939,539	611,697
Other Charges	257,476	76,579	99,159	6,723	6,723	(92,436)
Total Expenditures	**1,470,462**	**1,560,419**	**1,427,001**	**1,946,262**	**1,946,262**	**519,261**
Other Financing Sources (Uses)						
Special Items	(1,560,418)	1,560,418	1,427,001	2,377,133	2,377,133	950,132
Other Financing Sources	0	0	0	(4,151)	(4,151)	(4,151)
Other Financing Uses	0	0	0	(426,720)	(426,720)	(426,720)
Other Financing Sources (Uses)	**(1,560,418)**	**1,560,418**	**1,427,001**	**1,946,262**	**1,946,262**	**519,261**
Net Revenues (Expenditures)	**(3,030,520)**	**(1)**	**0**	**0**	**0**	**0**
Additional Funding Support						
1170 Mental Health Fund	(357)	1	0	0	0	0
Total Additional Funding Support	**(357)**	**1**	**0**	**0**	**0**	**0**
Staffing Positions						
Allocated Positions	0.00	0.00	0.00	0.00	0.00	0.00

SIGNIFICANT CHANGES

- The proposed revenue budget for the Special Items category has increased by 67% or $950,132 due to an increase in program Intrafund Transfers based on prior year estimated actual, and changes in local accounting practices. Expenditure Reimbursement transfers are now reflected as "Other Financing Sources (Uses)."
- The proposed expenditure budget for the Other Financing Uses category has increased by 100% or $426,720 due to changes in local accounting practices. MHSA Stigma Reduction and Suicide Prevention Interfund Expenditures are now reflected as "Other Financing Uses," as opposed to "Other Charges."
- The proposed expenditure budget for the Services & Supplies category has increased by 46% or $611,697 due to expansion of contracted Managed Care providers for Full Service Partnership.
- The proposed expenditure budget for the Other Charges category has decreased by 93% or $92,436 due to changes in local accounting practices. Expenditure Reimbursement transfers are now reflected as "Salaries and Employee Benefits," as opposed to "Other Charges."

ADDITIONAL FUNDING REQUESTS

Mental Health Services Act submitted no additional funding requests.

PERSONNEL

There are no personnel changes.



FY 2019-20 PROPOSED BUDGET TABLE — TRANSITION AGE YOUTH SYSTEM 1170-478

	2016-17 Actual	2017-18 Actual	2018-19 Adjusted	2019-20 Requested	2019-20 Proposed	Increase (Decrease)
Expenditures						
Services and Supplies	435,620	339,850	344,309	350,882	350,882	6,573
Other Charges	112,289	21,841	120,414	3,079	3,079	(117,335)
Total Expenditures	**547,909**	**361,691**	**464,723**	**353,961**	**353,961**	**(110,762)**
Other Financing Sources (Uses)						
Special Items	(361,692)	361,692	464,723	357,066	357,066	(107,657)
Other Financing Sources	0	0	0	(3,105)	(3,105)	(3,105)
Other Financing Sources (Uses)	**(361,692)**	**361,692**	**464,723**	**353,961**	**353,961**	**(110,762)**
Net Revenues (Expenditures)	**0**	**0**	**0**	**0**	**0**	**0**
Additional Funding Support						
1170 Mental Health Fund	1	(1)	0	0	0	0
Total Additional Funding Support	**1**	**(1)**	**0**	**0**	**0**	**0**
Staffing Positions						
Allocated Positions	0	0	0	0	0	0

SIGNIFICANT CHANGES

- The proposed revenue budget for the Special Items category has increased by 23% or $107,657 due to an decrease in program Intrafund Transfers based on prior year estimated actual, and changes in local accounting practices. Expenditure Reimbursement transfers are now reflected as "Other Financing Sources (Uses)," as opposed to "Expenditures."
- The proposed expenditure budget for the Other Charges category has decreased by 97% or $117,335 due to changes in local accounting practices. Expenditure Reimbursement transfers are now reflected as "Special Items," as opposed to "Other Charges."
- The overall decrease in this budget unit is due to expense transfers for this budget being shifted to budget unit 1170-424.



ADDITIONAL FUNDING REQUESTS

TAY submitted no additional funding requests.

PERSONNEL

There are no personnel changes.

FY 2019-20 PROPOSED BUDGET TABLE — SEMPERVIRENS/CRISIS SERVICES UNIT 1170-495

	2016-17 Actual	2017-18 Actual	2018-19 Adjusted	2019-20 Requested	2019-20 Proposed	Increase (Decrease)
Expenditures						
Services and Supplies	2,832,582	2,998,868	3,194,548	3,807,401	3,807,401	612,853
Other Charges	276,661	37,479	31,553	6,670	6,670	(24,883)
Total Expenditures	**3,109,243**	**3,036,347**	**3,226,101**	**3,814,071**	**3,814,071**	**587,970**
Other Financing Sources (Uses)						
Special Items	(3,036,347)	3,036,347	3,226,101	3,854,681	3,854,681	628,580
Other Financing Sources	0	0	0	(40,610)	(40,610)	(40,610)
Other Financing Sources (Uses)	**(3,036,347)**	**3,036,347**	**3,226,101**	**3,814,071**	**3,814,071**	**587,970**
Net Revenues (Expenditures)	**(6,145,590)**	**0**	**0**	**0**	**0**	**0**
Additional Funding Support						
1170 Mental Health Fund	0	0	0	0	0	0
Total Additional Funding Support	**0**	**0**	**0**	**0**	**0**	**0**
Staffing Positions						
Allocated Positions	0	0	0	0	0	0

SIGNIFICANT CHANGES

- The proposed revenue budget for the Special Items category has increased by 19% or $628,580 due to an increase in program Intrafund Transfers based on prior year estimated actual. The proposed expenditure budget for Other Charges has decreased by 97% or $117,335 due to changes in local accounting practices. Expenditure Reimbursement transfers are now reflected as "Special Items," as opposed to "Other Charges."
- The proposed expenditure budget for the Other Financing Uses category has increased by 100% or $40,610 due to changes in local accounting practices. Cost allocation charges are now reflected as "Other Financing Uses," as opposed to "Other Charges."
- The proposed expenditure budget for the Services and Supplies category has increased by 19% or $612,853 due to increased contracted Locum Tenens and medical staffing costs, and training expenses.
- The proposed expenditure budget for the Other Charges category has decreased by 79% or $24,883 due to variance from prior year County costs.

ADDITIONAL FUNDING REQUESTS

SV/CSU submitted no additional funding requests.

PERSONNEL

There are no personnel changes.



FY 2019-20 PROPOSED BUDGET TABLE — ADULT SERVICES 1170-496

	2016-17 Actual	2017-18 Actual	2018-19 Adjusted	2019-20 Requested	2019-20 Proposed	Increase (Decrease)
Expenditures						
Services and Supplies	2,527,020	2,645,886	2,849,322	3,630,774	3,630,774	781,452
Other Charges	108,716	2,121	2,252	1,806	1,806	(446)
Total Expenditures	**2,635,736**	**2,648,007**	**2,851,574**	**3,632,580**	**3,632,580**	**781,006**
Other Financing Sources (Uses)						
Special Items	(2,648,008)	2,648,008	2,851,574	3,633,226	3,633,226	781,652
Other Financing Sources	0	0	0	(646)	(646)	(646)
Other Financing Sources (Uses)	**(2,648,008)**	**2,648,008**	**2,851,574**	**3,632,580**	**3,632,580**	**781,006**
Net Revenues (Expenditures)	**(5,283,744)**	**1**	**0**	**0**	**0**	**0**
Additional Funding Support						
1170 Mental Health Fund	0	(1)	0	0	0	0
Total Additional Funding Support	**0**	**(1)**	**0**	**0**	**0**	**0**
Staffing Positions						
Allocated Positions	0	0	0	0	0	0

SIGNIFICANT CHANGES

- The proposed revenue budget for the Special Items category has increased by 27% or $781,652 due to an increase in program Intrafund Transfers based on prior year estimated actual.
- The proposed expenditure budget for the Services & Supplies category has increased by 27% or $781,452 due to an increase in appropriation for client residential placement.

ADDITIONAL FUNDING REQUESTS

Adult Services submitted no additional funding requests.

PERSONNEL

There are no changes to personnel.



FY 2019-20 PROPOSED BUDGET TABLE — CHILDREN'S MENTAL HEALTH 1170-497

	2016-17 Actual	2017-18 Actual	2018-19 Adjusted	2019-20 Requested	2019-20 Proposed	Increase (Decrease)
Expenditures						
Services and Supplies	787,789	418,758	423,397	443,299	443,299	19,902
Other Charges	433,546	124,946	248,205	6,414	6,414	(241,791)
Total Expenditures	**1,221,335**	**543,704**	**671,602**	**449,713**	**449,713**	**(221,889)**
Other Financing Sources (Uses)						
Special Items	(543,703)	543,703	671,602	452,783	452,783	(218,819)
Other Financing Sources	0	0	0	(3,070)	(3,070)	(3,070)
Other Financing Sources (Uses)	**(543,703)**	**543,703**	**671,602**	**449,713**	**449,713**	**(221,889)**
Net Revenues (Expenditures)	**(1,765,038)**	**(1)**	**0**	**0**	**0**	**0**
Additional Funding Support						
1170 Mental Health Fund	1	1	0	0	0	0
Total Additional Funding Support	**1**	**1**	**0**	**0**	**0**	**0**
Staffing Positions						
Allocated Positions	0	0	0	0	0	0

SIGNIFICANT CHANGES

- The proposed revenue budget for the Special Items category has decreased by 33% or $218,818 due to an increase in program Intrafund Transfers based on prior year estimated actual, and changes in local accounting practices. Expenditure Reimbursement transfers are now reflected as "Special Items," as opposed to "Other Charges."
- The proposed expenditure budget for the Other Charges category has decreased by 97% or $241,791 due to changes in local accounting practices. Expenditure Reimbursement transfers are now reflected as "Special Items," as opposed to "Other Charges."
- The proposed expenditure budget for the Services & Supplies category has increased by 5% or $19,902 due to an increase in appropriation based on prior year estimated actual.

ADDITIONAL FUNDING REQUESTS

Children's Mental Health submitted no additional funding requests.

PERSONNEL

There are no personnel changes.



FY 2019-20 PROPOSED BUDGET TABLE — MEDICATION SUPPORT 1170-498

	2016-17 Actual	2017-18 Actual	2018-19 Adjusted	2019-20 Requested	2019-20 Proposed	Increase (Decrease)
Expenditures						
Services and Supplies	1,661,568	1,725,466	1,768,390	2,387,481	2,387,481	619,091
Other Charges	67,400	2,136	1,938	1,619	1,619	(319)
Total Expenditures	**1,728,968**	**1,727,602**	**1,770,328**	**2,389,100**	**2,389,100**	**618,772**
Other Financing Sources (Uses)						
Special Items	(1,727,601)	1,727,601	1,770,328	2,389,782	2,389,782	619,454
Other Financing Sources	0	0	0	(682)	(682)	(682)
Other Financing Sources (Uses)	**(1,727,601)**	**1,727,601**	**1,770,328**	**2,389,100**	**2,389,100**	**618,772**
Net Revenues (Expenditures)	**0**	**0**	**0**	**0**	**0**	**0**
Additional Funding Support						
1170 Mental Health Fund	(1)	1	0	0	0	0
Total Additional Funding Support	**(1)**	**1**	**0**	**0**	**0**	**0**
Staffing Positions						
Allocated Positions	0	0	0	0	0	0

SIGNIFICANT CHANGES

- The proposed revenue budget for the Special Items category has increased by 35% or $619,454 due to an increase in program Intrafund Transfers based on prior year estimated actual. Cost associated with medical staffing contracts (Locum Tenens) to meet client service need and network adequacy requirements.
- The proposed expenditure budget for the Services & Supplies category has increased by 35% or $619,091 due to cost associated with medical staffing contracts (Locum Tenens) to meet client service need and network adequacy requirements.

ADDITIONAL FUNDING REQUESTS

Medication Support submitted no additional funding requests.

PERSONNEL

There are no personnel changes.



SOCIAL SERVICES BRANCH

PROGRAM DISCUSSION BY BUDGET UNIT

DHHS Social Services provides and coordinates an array of state and federally-mandated services focused on the safety of vulnerable children, youth and adults. DHHS Social Services programs also serve as a safety net for lower-income families and individuals working toward self-sufficiency.

The Social Services Branch includes the following programs:

Employment Training Division (ETD)

- 1190 597 Employment Training Division (ETD) Operating Staff

Social Services Assistance Division

- 1110 515 Senate Bill 163 Wraparound Program
- 1110 517 Temporary Assistance for Needy Families (TANF)
- 1110 518 Foster Care

Social Services Division

- 1160 273 Public Guardian
- 1160 504 Older Adults
- 1160 505 CalWORKs
- 1160 506 In-Home Supportive Services IHSS Public Authority
- 1160 508 Child Welfare Services
- 1160 511 Social Services Administration
- 1160 599 Veterans Service Office

In addition, the following budget unit, which is no longer in use, is included in summary tables:

- 1190 584 Supplemental Displaced Worker



EMPLOYMENT TRAINING DIVISION

PROGRAM DISCUSSION BY BUDGET UNIT

The Employment Training Division includes the following budget units:

- 1190 584 Supplemental Displaced Worker
- 1190 597 Employment Training Division Staff

The Supplemental Displaced Worker fund is for Workforce Innovation and Opportunity Act (WIOA) awards contracted to ETD to provide employment assistance for special populations as stipulated in awarded competitive workforce grants. In FY 2019-20, ETD will continue to provide work readiness and job placement assistance to probationary clients through a second AB 2060 Supervised Population grant.

The Employment Training Division Staff budget unit is the primary budget unit for ETD and includes all staff and other operational costs related to ETD program services as follows:

- Workforce services provided to CalWORKs, General Relief and the Transition-Age Youth Division of DHHS
- Workforce services provided to the Probation Department
- Staff directed to any current competitive grant projects.

ETD provides career services that include labor market information, initial assessment of skill levels, work readiness and vocational training, job search and placement assistance and wage subsidy programs. Training services are delivered through individual training accounts that are set up for participants who have been approved to receive training funds.

In August 2018, ETD partnered with General Relief to implement Helping Humboldt: An Occupational Empowerment Program. General Relief clients learn work skills and build confidence while doing tasks such as beautifying the grounds of the Humboldt County Library. Helping Humboldt is working on its next phase, implementing a social enterprise that can further build skills while generating income through sales of client-made goods to support the program. Participant training costs for workforce competitive grants are reflected in budget unit 584.

This program supports the Board of Supervisors' Strategic Framework by supporting self-reliance of citizens, and providing community-appropriate levels of services.



ACCOMPLISHMENTS & GOALS

- Fostered transparent, accessible, welcoming and user-friendly services by expanding ETD services into the Employment Resource Center, completing development of the facility and providing a full range of services. The program is on target to serve more than 680 CalWORKs and General Relief clients, to hold 1,788 individual one-on-one appointments, and 968 individuals using the Drop-in Lab resource.
- Supported self-reliance of citizens through implementation of a new program, "Helping Humboldt: An Occupational Empowerment Program" (HH). HH provides day-labor work opportunities to DHHS clients to build job skills through hands-on work. ETD benefits the community by getting people back to work and self-sufficient again. Through the HH program, ETD program participants are also cleaning and helping to beautify county vehicles and properties.
- Support self reliance of citizens by expanding Helping Humboldt (HH) to provide a second tier of training through a social enterprise that will provide hands-on training with tool use, production processes, and other work skills.
- Facilitate public/private partnerships to solve problems by providing Helping Humboldt (HH) work readiness training in partnership with College of the Redwoods. The ultimate intent of HH is to prepare long-term unemployed, marginally employed and/or possibly unsheltered individuals in the community with viable jobs and self-sufficiency.



FY 2019-20 PROPOSED BUDGET TABLE — SUPPLEMENTAL DISPLACED WORKER 1190-584

	2016-17 Actual	2017-18 Actual	2018-19 Adjusted	2019-20 Requested	2019-20 Proposed	Increase (Decrease)
Expenditures						
Services and Supplies	0	9,389	28,032	0	0	(28,032)
Other Charges	127,024	155,520	282,222	0	0	(282,222)
Special Items	(219,968)	(319,134)	(310,254)	0	0	310,254
Total Expenditures	**(92,944)**	**(154,225)**	**0**	**0**	**0**	**0**
Net Revenues (Expenditures)	**92,944**	**154,225**	**0**	**0**	**0**	**0**
Additional Funding Support						
1190 Employment Training Division	(92,944)	(154,225)	0	0	0	0
Total Additional Funding Support	**(92,944)**	**(154,225)**	**0**	**0**	**0**	**0**
Staffing Positions						
Allocated Positions	0	0	0	0	0	0

SIGNIFICANT CHANGES

- The proposed revenue budget for Special Items has decreased by 100% or $310,254 due to rolled expenditures into Budget Unit 597, and eliminating Budget Unit 584.
- The proposed expenditure budget for Services & Supplies has decreased by 100% or $28,032 due to rolled expenditures into Budget Unit 597, and eliminating Budget Unit 584.
- The proposed expenditure budget for Other Charges has decreased by 100% or $282,222 due to rolled expenditures into Budget Unit 597, and eliminating Budget Unit 584.

ADDITIONAL FUNDING REQUESTS

Supplemental Displaced Worker submitted no additional funding requests.

PERSONNEL

There are no personnel changes.



FY 2019-20 PROPOSED BUDGET TABLE — EMPLOYMENT TRAINING STAFF 1190-597

	2016-17 Actual	2017-18 Actual	2018-19 Adjusted	2019-20 Requested	2019-20 Proposed	Increase (Decrease)
Revenues						
Other Governmental Agencies	266,874	296,500	331,294	331,294	331,294	0
Charges for Current Services	437	0	0	0	0	0
Other Revenues	8,033	5,972	0	0	0	0
Total Revenues	**275,344**	**302,472**	**331,294**	**331,294**	**331,294**	**0**
Expenditures						
Salaries & Employee Benefits	1,500,870	1,526,829	1,536,067	1,776,378	1,776,378	240,311
Services and Supplies	192,202	186,186	238,163	237,001	237,001	(1,162)
Other Charges	517,645	535,089	581,669	285,279	285,279	(296,390)
Special Items	(1,534,825)	(1,373,065)	(2,024,605)	0	0	2,024,605
Total Expenditures	**675,892**	**875,039**	**331,294**	**2,298,658**	**2,298,658**	**1,967,364**
Other Financing Sources (Uses)						
Other Financing Sources	0	0	0	1,967,364	1,967,364	1,967,364
Other Financing Sources (Uses)	**0**	**0**	**0**	**1,967,364**	**1,967,364**	**1,967,364**
Net Revenues (Expenditures)	**(400,548)**	**(572,567)**	**0**	**0**	**0**	**0**
Additional Funding Support						
1190 Employment Training Division	400,548	572,567	0	0	0	0
Total Additional Funding Support	**400,548**	**572,567**	**0**	**0**	**0**	**0**
Staffing Positions						
Allocated Positions	28.00	28.00	27.00	27.00	27.00	0

SIGNIFICANT CHANGES

- The proposed revenue budget for Other Financing Sources has increased by 100% or $1,967,364 due to changes in local accounting practices. CalWORKS Interfund Revenues (IR) are now reflected as "Other Financing Sources," as opposed to "Special Items" due to reclassification of inter-fund transfer lines.
- The proposed expenditure budget for Salaries & Employee Benefits has increased by 16% or $240,311 due to negotiated salary and benefit increases, and changes in local accounting practices. Expenditure Reimbursements are now reflected as "Salaries and Employee Benefits," as opposed to "Other Charges."
- The proposed expenditure budget for Other Charges has decreased by 51% or $296,390 due to change in local accounting practices. Expenditure Reimbursements are now reflected as "Salaries and Employee Benefits," as opposed to "Other Charges."
- The proposed expenditure budget for Special Items has decreased by 100% or $2,024,605 due to changes in local accounting practices. CalWORKS Interfund Revenues (IR) are now reflected as "Other Financing Sources," as opposed to "Special Items" due to reclassification of inter-fund transfer lines.
- Overall, there have been no changes other than local accounting practices.

ADDITIONAL FUNDING REQUESTS

Employment Training Staff submitted no additional funding requests.

PERSONNEL

There are no personnel changes.

SOCIAL SERVICES ASSISTANCE

PROGRAM DISCUSSION BY BUDGET UNIT

The Social Services Assistance Section provides support to Humboldt County's children and families. This narrative includes discussion of funding and operation of three budget units for Social Services:

- SB 163 Wraparound Program (515),
- Temporary Assistance to Needy Families (517), and
- Foster Care (518).

The Senate Bill (SB) 163 Wraparound Program was established in 1999. Under Wraparound, Child Welfare Services (CWS), Children's Mental Health (CMH) and the county Probation Department provide local services to high-needs children who would otherwise require placement in more costly out-of-county residential treatment facilities. The wraparound model of high-needs services has been expanded to all children in CWS through integrating the Humboldt Practice Model (HPM) into the system of care.

The HPM is a family-centered, strength-based, needs-driven approach to providing a holistic method of engaging and working with children, youth and their families so that they can live in their homes and communities safely. HPM includes a comprehensive and interconnected approach to guide staff and community interactions with children and families.

Providing all children with this model of service and support will stabilize children and youth within their community. The program uses local resources to ensure continuity for children, youth and families. Incorporating the HPM into CWS and CMH provides for the safety, permanency and well-being of children and youth in care.

Temporary Assistance to Needy Families (TANF): CalWORKs, as legislated in California Welfare and Institutions Code, Sections 11200-11489, provides cash grants to needy families with dependent children below specific income and resource levels. TANF funding also includes payments for severely emotionally disabled children.

Foster Care: The Foster Care program provides payments for children placed in foster care. The program is mandated by Section 11400 of the California Welfare and Institutions Code. Costs covered include both the Foster Care and Aid to Adoption programs.

The state sets foster care rates which vary according to the type of placement, the age of the child, federal financial participation and other factors. Foster parents, relative caregivers and non-related extended family members provide a safe and nurturing home for vulnerable children and youth unable to remain with their family of origin, while rehabilitative services are provided to their birth parents to address the concerns that brought the child or youth into the child welfare system.

The Adoption Assistance program makes state-determined payments to the parent who has adopted a child who was either in the child welfare system or determined to be at-risk of being in the child welfare system, if the adoption had not been established.

This program supports the Board of Supervisors Strategic Framework by protecting vulnerable population and creating opportunities for improved safety and health.

ACCOMPLISHMENTS & GOALS

- Protected vulnerable populations by providing families with services and supports that are based on the HPM. Throughout this past year, staff have embraced the use of Child & Family Teams (CFT) to meet with families, providers, and natural supports to coordinate services.
- Provided community appropriate levels of service through increased service coordination, helping to lift youth/family voice, improve communication between service providers and develop effective service plans. All of this results in improved outcomes for youth and families involved with our systems.
- Provide community appropriate levels of service by training all new DHHS staff in the HPM, as well as offering additional training modules for CFT meeting facilitation.
- Invest in county employees by working with DHHS Administration to expand and tailor the HPM trainings to include other departments and disciplines.



FY 2019-20 PROPOSED BUDGET TABLE — SB 163 WRAPAROUND PROGRAM 1110-515

	2016-17 Actual	2017-18 Actual	2018-19 Adjusted	2019-20 Requested	2019-20 Proposed	Increase (Decrease)
Revenues						
Other Governmental Agencies	626,623	553,100	772,172	772,172	772,172	0
Other Revenues	245	7	0	0	0	0
Total Revenues	**626,868**	**553,107**	**772,172**	**772,172**	**772,172**	**0**
Expenditures						
Services and Supplies	0	(500)	0	0	0	0
Other Charges	768,900	847,409	915,170	915,170	915,170	0
Total Expenditures	**768,900**	**846,909**	**915,170**	**915,170**	**915,170**	**0**
Other Financing Sources (Uses)						
General Fund Contribution	(142,998)	142,998	142,998	142,998	142,998	0
Other Financing Sources (Uses)	**(142,998)**	**142,998**	**142,998**	**142,998**	**142,998**	**0**
Net Revenues (Expenditures)	**(285,030)**	**(150,804)**	**0**	**0**	**0**	**0**
Additional Funding Support						
1110 Social Services Assistance	285,030	150,804	0	0	0	0
Total Additional Funding Support	**285,030**	**150,804**	**0**	**0**	**0**	**0**
Staffing Positions						
Allocated Positions	0	0	0	0	0	0

SIGNIFICANT CHANGES

There are no significant changes for this program.

PERSONNEL

There are no personnel changes.

ADDITIONAL FUNDING REQUESTS

SB 163 Wraparound Services has submitted no additional requests



FY 2019-20 PROPOSED BUDGET TABLE — TEMP ASSISTANCE TO NEEDY FAMILIES (1110-517)

	2016-17 Actual	2017-18 Actual	2018-19 Adjusted	2019-20 Requested	2019-20 Proposed	Increase (Decrease)
Revenues						
Other Governmental Agencies	9,779,168	10,412,447	11,642,507	11,642,507	11,642,507	0
Other Revenues	84	313	50,000	50,000	50,000	0
Total Revenues	**9,779,252**	**10,412,760**	**11,692,507**	**11,692,507**	**11,692,507**	**0**
Expenditures						
Other Charges	9,907,659	9,866,490	12,182,754	12,182,754	12,182,754	0
Total Expenditures	**9,907,659**	**9,866,490**	**12,182,754**	**12,182,754**	**12,182,754**	**0**
Other Financing Sources (Uses)						
General Fund Contribution	(490,247)	490,247	490,247	490,247	490,247	0
Other Financing Sources (Uses)	**(490,247)**	**490,247**	**490,247**	**490,247**	**490,247**	**0**
Net Revenues (Expenditures)	**(618,654)**	**1,036,517**	**0**	**0**	**0**	**0**
Additional Funding Support						
1110 Social Services Assistance	618,654	(1,036,517)	0	0	0	0
Total Additional Funding Support	**618,654**	**(1,036,517)**	**0**	**0**	**0**	**0**
Staffing Positions						
Allocated Positions	0	0	0	0	0	0

SIGNIFICANT CHANGES

There are no significant changes for this program.

PERSONNEL

There are no personnel changes.

ADDITIONAL FUNDING REQUESTS

TANF has submitted no additional funding requests.



FY 2019-20 PROPOSED BUDGET TABLE — FOSTER CARE 1110-518

	2016-17 Actual	2017-18 Actual	2018-19 Adjusted	2019-20 Requested	2019-20 Proposed	Increase (Decrease)
Revenues						
Other Governmental Agencies	11,715,697	16,025,997	15,322,289	20,177,607	20,177,607	4,855,318
Other Revenues	113,595	343,753	161,864	161,864	161,864	0
Total Revenues	**11,829,292**	**16,369,750**	**15,484,153**	**20,339,471**	**20,339,471**	**4,855,318**
Expenditures						
Other Charges	14,351,606	16,518,984	15,916,153	20,771,471	20,771,471	4,855,318
Total Expenditures	**14,351,606**	**16,518,984**	**15,916,153**	**20,771,471**	**20,771,471**	**4,855,318**
Other Financing Sources (Uses)						
General Fund Contribution	(432,000)	432,000	432,000	432,000	432,000	0
Other Financing Sources (Uses)	**(432,000)**	**432,000**	**432,000**	**432,000**	**432,000**	**0**
Net Revenues (Expenditures)	**(2,954,314)**	**282,766**	**0**	**0**	**0**	**0**
Additional Funding Support						
1110 Social Services Assistance	2,954,314	(282,766)	0	0	0	0
Total Additional Funding Support	**2,954,314**	**(282,766)**	**0**	**0**	**0**	**0**
Staffing Positions						
Allocated Positions	0	0	0	0	0	0

SIGNIFICANT CHANGES

- The proposed revenue budget for Other Governmental Agencies has increased by 32% or $4,855,318 due to state and federal funding for an annual California Necessities Index estimated at 5%, as well as state imposed increases to assistance payments, Continuum of Care Reform requirements, Level of Care Protocol rates, and costs associated with licensing of Short-Term Residential Therapeutic Programs.
- The proposed expenditures budget for Other Charges has increased by 31% or $4,855,318 due to an annual California Necessities Index estimated at 5%, increased caseloads, as well as state imposed increases to assistance payments, Continuum of Care Reform requirements, Level of Care Protocol rates, and costs associated with licensing of Short-Term Residential Therapeutic Programs.

ADDITIONAL FUNDING REQUESTS

Foster Care submitted no additional funding requests.

PERSONNEL

There are no personnel changes.



SOCIAL SERVICES DIVISION

PROGRAM DISCUSSION BY BUDGET UNIT

Social Services provides three basic types of programs: Income Maintenance programs, Social Services programs and Employment Services.

All staff are paid through the Social Services Administration budget unit 511, except for Child Welfare Services (508), Veterans Services (599) and Public Guardian (273). This narrative includes discussion on funding and operation of seven budget units for Social Services:

- 1160 273 Public Guardian
- 1160 504 Older Adults
- 1160 505 CalWORKs
- 1160 506 In-Home Supportive Services
- 1160 508 Child Welfare Services
- 1160 511 Social Services Administration
- 1160 599 Veterans Services

Income Maintenance Programs

Income Maintenance administers legally-mandated public assistance programs on behalf of federal, state and local governments. These programs include CalFresh, Medi-Cal, the County Medical Services Program (CMSP), Adoptions Assistance program and Foster Care Assistance. These programs provide financial support for dependent children, needy families and other individuals, as required by regulation, statute and local resolution.

Social Services Programs

Social Services programs are mandated at the federal and/or state level. Child Welfare Services program components include emergency response, family maintenance, family reunification and permanent placement. Currently, many programs are working in concert with the rest of DHHS to provide a matrix of needed services for at-risk children and their families. Child Welfare Services continues its commitment to protect the community's children by designing programs to prevent family problems from escalating into crises.

Adult Protective Services and In-Home Supportive Services/Personal Care Services programs protect another vulnerable population in the community: adults at risk due to age or disability. This is a growing demographic, and costs to the county are anticipated to increase significantly in future years.

Employment Services

CalWORKs includes Employment Services as well as income maintenance for families. This program offers a seamless delivery of services from the day clients apply for aid until they become self-sufficient community members. These programs are mandated by both federal and state law.

ACCOMPLISHMENTS

- Facilitated public/private partnerships to solve problems by implementing a CWS electronic cross-reporting system. Beginning June 4, 2018, all CWS social work screeners enter information collected during a report into the CWS electronic case management system (CMS). The electronic system at intake allows social work screeners to make real-time, electronic reports to law enforcement agencies, and when a social worker refers a report in the electronic system to a law enforcement agency, the system also sends an automatic notification to the District Attorney's Office. This new process for cross reporting supports a team approach between CWS and law enforcement to better serve children and families.
- Provided community-appropriate levels of service through implementation of a CWS automated phone tree. A report may be made by telephone, fax or online. From 8 a.m. to 7 p.m., dedicated CWS social work staff respond immediately to reports of alleged abuse and neglect of a child in Humboldt County. Outside of those hours, CWS assigns staff to be on-call to take these reports in real time. The response from community members who have contacted CWS since the system has been in place is positive.
- Supported self reliance of citizens through implementation of the TANF program, locally known as CalWORKs 2.0. It is no longer a program that dictates what success should look like but one that lets the customer decide, which increases engagement. The program is now more efficient and streamlined as it relies more on the participation of customers and learning what services and supports they need. CalWORKs 2.0 does far more now to promote self-sufficiency and self-determination.
- Protected vulnerable populations by maintaining a 97 percent compliance rate on applications for expedited CalFresh benefits, helping to ensure community members who experienced extreme food insecurity received benefits quickly.
- Created opportunities for improved safety and health by granting Medi-Cal benefits to 6,385 aged and disabled individuals in Humboldt County. These benefits helped facilitate the receipt of medical services that are vital to the well-being of elderly and disabled community members.



GOALS

- Protect vulnerable populations by completing all CWS investigations due to allegations of abuse or neglect within 40 days of receipt of that report. CWS currently has a high number of investigations that have been open past 40 days, considered backlog, and is committed to reducing that number in order to achieve compliance with the statutory investigation completion requirement. Low staffing has been one contributing factor to the current backlog, and CWS has received approval to add 29 additional social worker positions to assist in ensuring timely investigations. Increased staffing, along with ongoing training and coaching, will help CWS reach its goal of 100 percent compliance.

- Provide community-appropriate levels of service by increasing differential response referrals made by CWS. Differential Response is an alternative way of responding to the reports of suspected child abuse and neglect that are made to CWS. When reported abuse or neglect concerns do not meet guidelines for a CWS in-person response, the family may be referred to a geographically appropriate Family Resource Center (FRC) or Community Resources Center (CRC), Public Health, tribal services (where available), or other service agencies. This strategic approach improves a community's ability to keep children safe and offers methods for encouraging child safety that include engaging families, whenever possible, to help identify solutions to the challenges that they face. In recent years, there has been a decline in differential response referrals made by CWS. In an effort to increase referral numbers, ongoing refresher trainings for staff are planned for 2019 and regular meetings with FRC and Public Health staff are also underway.

- Create opportunities for improved safety and health by supporting families experiencing homelessness through purchase of a mobile home for at least one family in the community. The CalWORKs program is working hard to improve outcomes for its customers. The program is doubling efforts to implement and refine housing first principles within its housing programs. The program is reaching out to the state for technical assistance in implementing as many new ideas as possible to support families experiencing homelessness. CalWORKs strives to implement creative ways to house people, and through these efforts it is anticipated that in FY 2019-20, CalWORKs will be purchasing a mobile home for at least one family in the community.

- Manage resources to ensure sustainability of services by maintaining the 97 percent compliance rate for expedited service, despite the significant increase in workload that is likely to occur due to the expansion of CalFresh for SSI recipients and the resulting increase in CalFresh applications.

- Protect vulnerable populations by maintaining a minimum compliance rate of 90 percent for timely processing of Medi-Cal applications and renewals for elderly and disabled community members in FY 2019-20.



FY 2019-20 PROPOSED BUDGET TABLE — PUBLIC GUARDIAN 1160-273

	2016-17 Actual	2017-18 Actual	2018-19 Adjusted	2019-20 Requested	2019-20 Proposed	Increase (Decrease)
Revenues						
Other Governmental Agencies	89,627	91,551	135,000	201,250	201,250	66,250
Charges for Current Services	272,521	264,641	262,500	266,900	266,900	4,400
Other Revenues	(45)	4,876	0	0	0	0
Total Revenues	**362,103**	**361,068**	**397,500**	**468,150**	**468,150**	**70,650**
Expenditures						
Salaries & Employee Benefits	563,627	571,613	630,740	752,181	752,181	121,441
Services and Supplies	174,006	202,522	227,596	211,483	211,483	(16,113)
Other Charges	100,187	122,926	138,561	12,367	12,367	(126,194)
Total Expenditures	**837,820**	**897,061**	**996,897**	**976,031**	**976,031**	**(20,866)**
Other Financing Sources (Uses)						
Other Financing Sources	0	0	0	(91,516)	(91,516)	(91,516)
General Fund Contribution	(600,118)	606,569	599,397	599,397	599,397	0
Other Financing Sources (Uses)	**(600,118)**	**606,569**	**599,397**	**507,881**	**507,881**	**(91,516)**
Net Revenues (Expenditures)	**(1,075,835)**	**70,576**	**0**	**0**	**0**	**0**
Additional Funding Support						
1160 Social Services Administration	1,075,835	(70,576)	0	0	0	0
Total Additional Funding Support	**1,075,835**	**(70,576)**	**0**	**0**	**0**	**0**
Staffing Positions						
Allocated Positions	8.00	9.00	9.00	9.00	9.00	0

SIGNIFICANT CHANGES

- The proposed revenue budget for the Other Governmental Agencies category has increased by 49% or $66,250 due to Title XIX of the Social Security Act - Medi-Cal funding effective 1/1/95 (W&I Code 14132.47) for Medical Administrative Activities. Federal reimbursement fluctuates year to year depending on expenditures, and time studies have shown that staff training has increased, resulting in more reimbursable time.
- The proposed revenue budget for the Other Financing Sources category has decreased by 15% or $91,516 due to changes in local accounting practices. Interfund Expenditure Cost Plan transfers are now reflected as "Other Financing Sources (Uses)," as opposed to "Special Items."
- The proposed expenditure budget for the Salaries and Employees Benefits category has increased by 19% or $121,441 due to negotiated salary and benefit increases, and the addition of line item 1475 "Salaries/Benefits Cost Share" for Salary & Benefits of Mental Health Deputy Director charges per time study.
- The proposed expenditure budget for the Other Charges category has decreased by 91% or $126,194 due to a reduction in administrative fees for Medi-Cal Administrative Activities claimed to Public Health prior to passing on the revenue.
- The proposed expenditure budget for the Services and Supplies category has decreased by 7% or $16,113 due to an anticipated reduction in office equipment expenses.

ADDITIONAL FUNDING REQUESTS

Public Guardian submitted no additional funding requests.

PERSONNEL

There are no personnel changes.

FY 2019-20 PROPOSED BUDGET TABLE — OLDER ADULTS 1160-504

	2016-17 Actual	2017-18 Actual	2018-19 Adjusted	2019-20 Requested	2019-20 Proposed	Increase (Decrease)
Revenues						
Other Revenues	91	1,965	0	0	0	0
Total Revenues	**91**	**1,965**	**0**	**0**	**0**	**0**
Expenditures						
Services and Supplies	833,238	3,523,565	3,944,580	4,165,436	4,192,252	247,672
Other Charges	8,670	8,429	9,562	10,343	10,343	781
Total Expenditures	**841,908**	**3,531,994**	**3,954,142**	**4,175,779**	**4,202,595**	**248,453**
Other Financing Sources (Uses)						
Special Items	(3,492,095)	3,492,095	3,954,142	4,179,732	4,179,732	225,590
Other Financing Sources	0	0	0	(3,953)	(3,953)	(3,953)
General Fund Contribution	0	0	0	0	26,816	26,816
Other Financing Sources (Uses)	**(3,492,095)**	**3,492,095**	**3,954,142**	**4,175,779**	**4,202,595**	**248,453**
Net Revenues (Expenditures)	**(4,333,912)**	**(37,934)**	**0**	**0**	**0**	**0**
Additional Funding Support						
1160 Social Services Administration	0	37,934	0	0	0	0
Total Additional Funding Support	**0**	**37,934**	**0**	**0**	**0**	**0**
Staffing Positions						
Allocated Positions	0	0	0	0	0	0

SIGNIFICANT CHANGES

- The proposed revenue budget for the General Fund Contribution category has increased by 100% or $26,816 changes in local accounting practices. Contributions from the General Fund are now reflected as "Other Financing Sources (Uses)."
- The proposed revenue budget for the Special Items category has increased by 6% or $225,590 due to changes in local accounting practices. Increased Intrafund Transfers to fund increased "Services and Supplies" expenditures, due to provisions included in SB 90, requiring the Department of Finance to reexamine the IHSS Maintenance of Effort during the development of the FY 2019-20 budget are now reflected "Other Financing Sources (Uses)," as opposed to "Expenditures."
- The proposed expenditure budget for the Services and Supplies category has increased by 6% or $247,672 due anticipated increase to IHSS Maintenance of Effort (MOE) due to provisions included in SB 90, requiring the Department of Finance to reexamine the IHSS MOE during the development of the FY 2019-20 budget.

ADDITIONAL FUNDING REQUESTS

Older Adults submitted no additional funding requests, however, a request for $38,309 was submitted through the Measure Z budget unit to address cases of elder and vulnerable adult abuse. This request was recommended for reduced funding by the Citizens Advisory Committee, however due to limited Measure Z resources, the Board directed this request to be funded through the General Fund.

This additional funding request is recommended at this time for a reduced amount of $26,819.

PERSONNEL

There are no personnel changes.

FY 2019-20 PROPOSED BUDGET TABLE — CALWORKS 1160-505

	2016-17 Actual	2017-18 Actual	2018-19 Adjusted	2019-20 Requested	2019-20 Proposed	Increase (Decrease)
Expenditures						
Services and Supplies	2,092,833	2,242,872	2,404,780	2,349,750	2,349,750	(55,030)
Other Charges	4,444,212	4,525,174	6,404,213	754,983	754,983	(5,649,230)
Total Expenditures	**6,537,045**	**6,768,046**	**8,808,993**	**3,104,733**	**3,104,733**	**(5,704,260)**
Other Financing Sources (Uses)						
Special Items	(6,580,022)	6,580,022	8,808,993	8,944,774	8,944,774	135,781
Other Financing Sources	0	0	0	(3,582)	(3,582)	(3,582)
Other Financing Uses	0	0	0	(5,836,459)	(5,836,459)	(5,836,459)
Other Financing Sources (Uses)	**(6,580,022)**	**6,580,022**	**8,808,993**	**3,104,733**	**3,104,733**	**(5,704,260)**
Net Revenues (Expenditures)	**(13,117,067)**	**(188,024)**	**0**	**0**	**0**	**0**
Additional Funding Support						
1160 Social Services Administration	3,398	188,024	0	0	0	0
Total Additional Funding Support	**3,398**	**188,024**	**0**	**0**	**0**	**0**
Staffing Positions						
Allocated Positions	0	0	0	0	0	0

SIGNIFICANT CHANGES

- The proposed expenditure budget for the Other Charges category has decreased by 88% or $5,645,648 due to changes in local accounting practices. CalWORKS Intrafund Expenditures and Cost Allocation charges are now reflected under "Other Financing Sources (Uses)," as opposed to "Other Charges."
- The proposed expenditure budget for the Other Financing Sources (Uses) category has increased by 100% or $5,836,459 due to changes in local accounting practices. CalWORKS Intrafund Expenditures and Cost Allocation charges are now reflected under "Other Financing Sources (Uses)," as opposed to "Other Charges."
- Overall, there are no significant changes other than changes in local accounting practices.



ADDITIONAL FUNDING REQUESTS

CalWORKs submitted no additional funding requests.

PERSONNEL

There are no personnel changes.

FY 2019-20 PROPOSED BUDGET TABLE — IHSS PUBLIC AUTHORITY 1160-506

	2016-17 Actual	2017-18 Actual	2018-19 Adjusted	2019-20 Requested	2019-20 Proposed	Increase (Decrease)
Expenditures						
Services and Supplies	51,978	37,671	53,562	63,362	63,362	9,800
Other Charges	16,531	(5,071)	(5,071)	480	480	5,551
Total Expenditures	**68,509**	**32,600**	**48,491**	**63,842**	**63,842**	**15,351**
Other Financing Sources (Uses)						
Special Items	(32,600)	32,600	48,491	0	0	(48,491)
Other Financing Sources	0	0	0	63,842	63,842	63,842
Other Financing Sources (Uses)	**(32,600)**	**32,600**	**48,491**	**63,842**	**63,842**	**15,351**
Net Revenues (Expenditures)	**(101,109)**	**0**	**0**	**0**	**0**	**0**
Additional Funding Support						
1160 Social Services Administration	(1)	0	0	0	0	0
Total Additional Funding Support	**(1)**	**0**	**0**	**0**	**0**	**0**
Staffing Positions						
Allocated Positions	0	0	0	0	0	0

SIGNIFICANT CHANGES

- The proposed revenue budget for the Other Financing Sources category has increased by 100% or $63,842 due to changes in local accounting practices. Intrafund Revenue (IR) transfers from Adult Protective Services are now reflected under "Other Financing Sources (Uses)," as opposed to "Special Items." Cost Allocation charges are now reflected under "Other Financing Sources (Uses)," as opposed to "Other Charges."
- The proposed revenue budget for the Special Items category has decreased by 100% or $48,491 due to changes in local accounting practices. Intrafund Revenue (IR) transfers from Adult Protective Services are now reflected under "Other Financing Sources (Uses)," as opposed to "Expenditures."



ADDITIONAL FUNDING REQUESTS

IHSS submitted no additional funding requests.

PERSONNEL

There are no personnel changes.

FY 2019-20 PROPOSED BUDGET TABLE — CHILD WELFARE SERVICES 1160-508

	2016-17 Actual	2017-18 Actual	2018-19 Adjusted	2019-20 Requested	2019-20 Proposed	Increase (Decrease)
Revenues						
Other Governmental Agencies	0	0	0	30,313,966	30,313,966	30,313,966
Charges for Current Services	0	0	0	12,000	12,000	12,000
Other Revenues	125	0	0	35,000	35,000	35,000
Total Revenues	**125**	**0**	**0**	**30,360,966**	**30,360,966**	**30,360,966**
Expenditures						
Salaries & Employee Benefits	0	0	0	19,417,581	19,417,581	19,417,581
Services and Supplies	1,965,848	1,722,716	2,544,200	6,532,124	6,532,124	3,987,924
Other Charges	3,939,410	4,420,896	4,084,229	1,845,764	1,845,764	(2,238,465)
Fixed Assets	0	0	0	465,000	465,000	465,000
Total Expenditures	**5,905,258**	**6,143,612**	**6,628,429**	**28,260,469**	**28,260,469**	**21,632,040**
Other Financing Sources (Uses)						
Special Items	(5,378,049)	5,378,049	6,628,429	0	0	(6,628,429)
Other Financing Sources	0	0	0	(470,647)	(470,647)	(470,647)
General Fund Contribution	0	0	0	617,739	617,739	617,739
Other Financing Uses	0	0	0	(2,247,589)	(2,247,589)	(2,247,589)
Other Financing Sources (Uses)	**(5,378,049)**	**5,378,049**	**6,628,429**	**(2,100,497)**	**(2,100,497)**	**(8,728,926)**
Net Revenues (Expenditures)	**(11,283,182)**	**(765,563)**	**0**	**0**	**0**	**0**
Additional Funding Support						
1160 Social Services Administration	1,389	765,563	0	0	0	0
Total Additional Funding Support	**1,389**	**765,563**	**0**	**0**	**0**	**0**
Staffing Positions						
Allocated Positions	0	0	0	210.00	210.00	210.00

SIGNIFICANT CHANGES

- The proposed revenue budget for the General Fund Contribution category has increased by 100% or $617,739 due to changes in local accounting practices. This is the first time that actual revenues are residing in this budget. These revenues were split out from BU 511 per the AG Settlement request for transparency.
- The proposed revenue budget for the Special Items category has decreased by 100% or $6,628,429 due to changes in local accounting practices for reclassification of inter-fund transfer lines which used to reside under "Expenditures," and are now "Other Financing Sources (Uses)." Additionally, BU 508 is now a stand-alone budget, and Social Services is no longer cost applying this budget into 511.
- The proposed revenue budget for the Other Governmental Agencies category has increased by 100% or $30,313,966 due to changes in local accounting practices. This is the first time that actual revenues are residing in this budget. These revenues were split out from BU 511 per the AG Settlement request for transparency.
- The proposed revenue budget for the Charges for Current Services category has increased by 100% or $12,000 due to changes in local accounting practices. This is the first time that actual revenues are residing in this budget. These revenues were split out from BU 511 per the AG Settlement request for transparency.
- The proposed revenue budget for the Other Revenues category has increased by 100% or $35,000 due to changes in local accounting practices. This is the first time that actual revenues are residing in this budget. These revenues were split out from BU 511 per the AG Settlement request for transparency.
- The proposed expenditure budget for the Other Financing Sources (Uses) category has increased by 100% or $470,647 due to changes in local accounting practices. This is the first time that actual revenues are residing in this budget. Cost Allocation charges were split out from BU 511 per the AG Settlement request for transparency, and are now reflected as "Other Financing Sources (Uses)," as opposed to "Other Charges."

SIGNIFICANT CHANGES

- The proposed expenditure budget for the Salaries and Employees Benefits category has increased by 100% or $19,417,581 due to changes in local accounting practices. This is the first time that actual revenues are residing in this budget. These revenues were split out from BU 511 per the AG Settlement request for transparency.
- The proposed expenditure budget for the Services and Supplies category has increased by 157% or $3,987,924 due to the separation of items previously in BU 511, increase in contracts, and a change in local accounting practices. Intrafund Transfer lines which have been reclassified are now reflected as "Services and Supplies," as opposed to "Special Items."
- The proposed expenditure budget for the Other Charges category has decreased by 55% or $2,238,465 due to changes in local accounting practices. Child Welfare Services expenditures and Social Services Charges to Other County Departments are now reflected as "Other Financing Uses," as opposed to "Other Charges."
- The proposed expenditure budget for the Fixed Assets category has increased by 100% or $465,000 due to the separation of Fixed Asset expenditures previously in BU 511. Funding of $465,000 is recommended for fixed assets; additional details on the proposed equipment and projects are available in the Capital Expenditures table.
- The proposed expenditure budget for the Other Financing Sources (Uses) category has increased by 100% or $2,247,589 due to changes in local accounting practices. This is the first time that actual revenues are residing in this budget. Child Welfare Services expenditures and Social Services Charges to Other County Departments were split out from BU 511 per the AG Settlement request for transparency, and are now reflected as "Other Financing Sources (Uses)," as opposed to "Other Charges."
- Overall, the increase to this budget is largely associated to the move of staffing from 1160-511 to CWS. This change will provide for improved transparency and tracking capabilities on program needs in future years.
- CWS is state and federally funded with a local match, depending on type of service offered. Some state funding comes from 2011 Realignment.

ADDITIONAL FUNDING REQUESTS

Child Welfare Services submitted no additional funding requests.

PERSONNEL

An increase of 210.0 FTE is proposed. The increase is due to the movement of positions previously residing in BU 511 to budget unit 508, as well as an increase of 10 positions. The proposed changes are as follows:

Allocate

1.0 Office Services Supervisor
1.0 Senior Fiscal Assistant
5.0 Senior Office Assistant
1.0 Executive Secretary (MC)
6.0 Office Assistant I/II
1.0 SSB Secretary II
2.0 Legal Clerk I/II
6.0 Staff Services Analyst I/II
1.0 Staff Services Analyst III
4.0 Peer Coach I/II
88.0 Social Worker IV-A/B/C/D
34.0 Social Service Aide
22.0 Social Worker Supervisor II
20.0 Social Worker I/II/III
10.0 Vocational Trainee/Assistant
4.0 Program Manager II
1.0 HHS-Social Services Branch Director
3.0 Services Support Assistant I/II

FY 2019-20 PROPOSED BUDGET TABLE — SOCIAL SERVICES ADMINISTRATION 1160-511

	2016-17 Actual	2017-18 Actual	2018-19 Adjusted	2019-20 Requested	2019-20 Proposed	Increase (Decrease)
Revenues						
Licenses and Permits	21,189	7,017	21,200	21,200	21,200	0
Other Governmental Agencies	71,510,639	74,340,851	93,407,167	66,751,357	66,751,357	(26,655,810)
Charges for Current Services	3,917	3,381	14,000	2,000	2,000	(12,000)
Other Revenues	327,924	306,481	1,175,470	1,050,000	1,050,000	(125,470)
Total Revenues	**71,863,669**	**74,657,730**	**94,617,837**	**67,824,557**	**67,824,557**	**(26,793,280)**
Expenditures						
Salaries & Employee Benefits	38,094,141	39,660,284	50,766,867	35,974,787	35,974,787	(14,792,080)
Services and Supplies	29,093,770	28,795,984	33,274,214	12,858,408	12,858,408	(20,415,806)
Other Charges	9,207,483	8,117,467	10,958,407	2,414,329	2,414,329	(8,544,078)
Fixed Assets	906,098	587,964	2,376,000	1,694,150	1,694,150	(681,850)
Other Financing Sources	(671,942)	(649,645)	(1,323,031)	0	0	1,323,031
Total Expenditures	**76,629,550**	**76,512,054**	**96,052,457**	**52,941,674**	**52,941,674**	**(43,110,783)**
Other Financing Sources (Uses)						
Special Items	0	0	0	(11,942,974)	(11,942,974)	(11,942,974)
Other Financing Sources	0	698,015	0	(151,450)	(151,450)	(151,450)
General Fund Contribution	(1,393,020)	1,457,749	1,434,620	818,864	818,864	(615,756)
Other Financing Uses	0	0	0	(3,607,323)	(3,607,323)	(3,607,323)
Other Financing Sources (Uses)	**(1,393,020)**	**2,155,764**	**1,434,620**	**(14,882,883)**	**(14,882,883)**	**(16,317,503)**
Net Revenues (Expenditures)	**(6,158,901)**	**301,440**	**0**	**0**	**0**	**0**
Additional Funding Support						
1160 Social Services Administration	6,158,901	(301,440)	0	0	0	0
Total Additional Funding Support	**6,158,901**	**(301,440)**	**0**	**0**	**0**	**0**
Staffing Positions						
Allocated Positions	0	0	620.00	452.00	452.00	(168.00)

SIGNIFICANT CHANGES

- The proposed revenue budget for the Other Governmental Agencies category has decreased by 29% or $26,655,810 due to changes in local accounting practices. Revenues that have historically resided in BU 511 have been split out to BU 508 per the AG Settlement request for transparency.
- The proposed revenue budget for the Charges for Current Services category has decreased by 86% or $12,000 due to changes in local accounting practices. Revenues that have historically resided in BU 511 have been split out to BU 508 per the AG Settlement request for transparency.
- The proposed revenue budget for the Other Revenues category has decreased by 11% or $125,470 due to changes in local accounting practices. Revenues that have historically resided in BU 511 have been split out to BU 508 per the AG Settlement request for transparency.
- The proposed revenue budget for the Other Financing Sources category has decreased by 100% or $151,450 due to changes in local accounting practices for reclassification of interfund transfer lines. General Relief Interfund Revenues (IR) are now reflected under "Other Financing Sources (Uses)," as opposed to "Expenditures." The actual General Relief IR has increased by 17% or $228,969.
- The proposed revenue budget for the General Fund Contribution category has decreased by 43% or $615,756 due to changes in local accounting practices. Revenues that have historically resided in BU 511 have been split out to BU 508 per the AG Settlement request for transparency.
- The proposed expenditure budget for the Salaries and Employees Benefits category has decreased by 29% or $14,792,080 due to changes in local accounting practices. Expenditures for personnel that have historically resided in BU 511 have been

SIGNIFICANT CHANGES

split out to BU 508 per the AG Settlement request for transparency.

- The proposed expenditure budget for the Services and Supplies category has decreased by 61% or $20,415,806 due to changes in local accounting practices. Expenditures that have historically resided in BU 511 have been split out to BU 508 per the AG Settlement request for transparency.
- The proposed expenditure budget for the Other Charges category has decreased by 78% or $8,544,078 due to changes in local accounting practices for reclassification of Intrafund transfer lines. Expenditures that have historically resided in BU 511 have been split out to BU 508 per the AG Settlement request for transparency. Grant Fund Disbursements, Central Services Charges, DHHS Administration Charges, Expenditure Reimbursements and other charges are now reflected as "Special Items," as opposed to "Other Charges."
- The proposed expenditure budget for the Fixed Assets category has decreased by 29% or $681,850 due to movement of Fixed Asset expenditures that have historically resided in BU 511 to BU 508 per the AG Settlement request for transparency.
- The proposed expenditure budget for the Other Financing Uses category has increased by 100% or $ 3,607,323 due to changes in local accounting practices. Intrafund Expenditures for California Children's Services, CalFresh, Medi-Cal, DHHS Administration, and Social Services charges to other county departments reclassification of inter-fund transfer lines which use to reside under special items.
- The proposed expenditure budget for the Special Items category has increased by 100% or $11,942,974 due to changes in local accounting practices for reclassification of intrafund transfer lines. Grant Fund Disbursements, Central Services Charges, DHHS Administration Charges, Expenditure Reimbursements and other Intrafund Transfers are now reflected as "Other Financing Sources (Uses)," as opposed to "Expenditures."

ADDITIONAL FUNDING REQUESTS

Social Services Admin submitted no additional funding requests.

PERSONNEL

A decrease of 200 FTE is proposed. The decrease is due to the movement of positions previously residing in BU 511 to BU 508. The proposed changes are as follows:

Deallocate

1.0 Office Services Supervisor
1.0 Senior Fiscal Assistant
5.0 Senior Office Assistant
1.0 Executive Secretary (MC)
6.0 Office Assistant I/II
1.0 SSB Secretary II
2.0 Legal Clerk I/II
6.0 Staff Services Analyst I/II
1.0 Staff Services Analyst III
4.0 Peer Coach I/II
88.0 Social Worker IV-A/B/C/D
34.0 Social Service Aide
22.0 Social Worker Supervisor II
20.0 Social Worker I/II/III
10.0 Vocational Trainee/Assistant
4.0 Program Manager II
1.0 HHS-Social Services Branch Director
3.0 Services Support Assistant I/II

FY 2019-20 PROPOSED BUDGET TABLE — VETERANS' SERVICES 1160-599

	2016-17 Actual	2017-18 Actual	2018-19 Adjusted	2019-20 Requested	2019-20 Proposed	Increase (Decrease)
Revenues						
Other Governmental Agencies	97,394	79,900	124,800	124,800	124,800	0
Total Revenues	**97,394**	**79,900**	**124,800**	**124,800**	**124,800**	**0**
Expenditures						
Salaries & Employee Benefits	254,695	246,509	294,314	235,874	235,874	(58,440)
Services and Supplies	65,172	49,902	75,402	77,338	77,338	1,936
Other Charges	33,393	34,609	23,593	5,696	5,696	(17,897)
Fixed Assets	2,285	0	0	0	0	0
Special Items	0	0	(47,422)	0	0	47,422
Total Expenditures	**355,545**	**331,020**	**345,887**	**318,908**	**318,908**	**(26,979)**
Other Financing Sources (Uses)						
Other Financing Sources	0	0	0	(24,996)	(24,996)	(24,996)
General Fund Contribution	(261,966)	190,786	221,087	219,104	219,104	(1,983)
Other Financing Sources (Uses)	**(261,966)**	**190,786**	**221,087**	**194,108**	**194,108**	**(26,979)**
Net Revenues (Expenditures)	**(520,117)**	**(60,334)**	**0**	**0**	**0**	**0**
Additional Funding Support						
1160 Social Services Administration	520,117	60,334	0	0	0	0
Total Additional Funding Support	**520,117**	**60,334**	**0**	**0**	**0**	**0**
Staffing Positions						
Allocated Positions	4.00	4.00	4.00	4.00	4.00	0

SIGNIFICANT CHANGES

- The proposed revenue budget for the Special Items category has decreased by 100% or $47,422 due to changes in local accounting practices. Social Services Charges to Other County Departments revenues are now reflected as "Salaries/Benefits Cost Share," as opposed to "Special Items."
- The proposed expenditure budget for the Salaries and Employees Benefits category has decreased by 20% or $58,440 due to changes in local accounting practices. Social Services Charges to Other County Departments revenues are now reflected as "Salaries/Benefits Cost Share," as opposed to "Special Items."
- The proposed expenditure budget for the Other Charges category has decreased by 76% or $17,897 due to changes in local accounting practices. Cost allocation charges are now reflected as "Other Financing Uses," as opposed to "Other Charges."

ADDITIONAL FUNDING REQUESTS

Veterans Services submitted no additional funding requests.

PERSONNEL

There are no personnel changes.



PUBLIC HEALTH BRANCH

PROGRAM DISCUSSION BY BUDGET UNIT

The Public Health Branch includes the following programs:

Administration Division

- 1175 400 Public Health Administration
- 1175 403 Medi-Cal Administrative Activities & Targeted Case Management
- 1175 410 Emergency Medical Services
- 1175 413 Oral Health
- 1175 419 Communicable Disease Control Program
- 1175 422 Clinic Services
- 1175 428 Immunization Services
- 1175 434 Outside Agency Support
- 1175 435 Public Health Laboratory
- 1175 455 Emergency Preparedness & Response

Division of Environmental Health

- 1175 406 Environmental Health (EH)
- 1175 411 Hazardous Materials
- 1175 430 Local Enforcement Agency
- 1175 486 EH Land Use

Healthy Communities Division

- 1175 407 Childhood Lead Poisoning Prevention Program
- 1175 412 Tobacco Education
- 1175 414 Healthy Communities
- 1175 415 Women, Infants & Children
- 1175 433 Nutrition and Physical Activity
- 1175 437 Comprehensive AIDS Resources Emergency Act and Program/North Coast AIDS Project (CARE/NorCAP)
- 1175 449 Fiscal Agent CARE/Housing Opportunity for People with AIDS (HOPWA)
- 1175 451 Drug Free Community
- 1175 452 Alcohol & Other Drugs Prevention
- 1175 454 Suicide Prevention and Stigma/ Discrimination Reduction
- 1175 470 HOPWA/NorCAP
- 1175 488 Family Violence Prevention

Maternal, Child & Adolescent Health (MCAH)/Public Health Nursing Division

- 1175 416 Public Health Field Nursing
- 1175 418 Child Health & Disability Prevention
- 1175 420 Maternal & Child Health Coordinated Services
- 1175 421 California Home Visiting Program
- 1175 426 Nurse-Family Partnership
- 1175 460 MCAH Personnel
- 1175 493 California Children's Services



PUBLIC HEALTH ADMINISTRATION

PROGRAM DISCUSSION BY BUDGET UNIT

Public Health Administration oversees all Public Health programs and enforces laws and regulations. Staff identify and address emerging threats to the public's health and creates opportunities for improved safety and health while protecting the county's most vulnerable populations.

Public Health Administration Division is comprised of the following budget units:

- 1175 400 Public Health Administration
- 1100 490 Inmate Medical
- 1175 403 Medi-Cal Administrative Activities & Targeted Case Management
- 1175 410 Emergency Medical Services
- 1175 413 Oral Health
- 1175 419 Communicable Disease Control Program
- 1175 422 Clinic Services
- 1175 428 Immunization Services
- 1175 434 Outside Agency Support
- 1175 435 Public Health Laboratory
- 1175 455 Emergency Preparedness & Response

Inmate medical services are required to be provided by the facility administrator pursuant to Section 1200, Title 15, of the California Administrative Code.

The Inmate/Indigent Medical Services budget is used to account for expenditures directed toward medical care provided to inmates of the county jail and juvenile hall, and to adult indigent persons. The county contracts medical services with Wellpath, formerly known as California Forensic Medical Group (CFMG). Wellpath provides medical staffing, through a professional services agreement, to ensure the county meets mandates to provide for emergency and basic medical services to all inmates and minors held in county correctional and detention facilities. Public Health Administration is funded through a combination of realignment, state and federal grants/allocations, as well as fees, and contains most of the administrative functions of the Public Health Branch, providing support in the areas of epidemiology, data interpretation and health trends.

Public Health's recently formed Office of Performance Improvement and Accreditation ensures the effective delivery of the Ten Essential Public Health Services and maintains the branch's status as a fully accredited local health jurisdiction by the Public Health Accreditation Board. Public Health accreditation activities include producing a Community Health Assessment, Community Health Improvement Planning, performance management system oversight and Work Force Development. The Vital Statistics program registers births and deaths occurring in Humboldt County and transmits all required information to the State of California's Office of Vital Records. This program also processes permits for disposition of human remains in Humboldt County.

The Medi-Cal Administrative Activities (MAA)/Targeted Case Management (TCM) Coordination and Claims

Administration program provides administrative, programmatic and fiscal oversight and support to program participants county-wide. DHHS serves as the Local Governmental Agency (LGA) for MAA and TCM claiming on behalf of the county. The LGA draws down Federal Financial Participation revenues for DHHS to decrease local costs for eligible services and assist in maintaining service levels. Services include: case management, referrals and program planning for Medi-Cal services and outreach. The Emergency Medical Services (EMS) program guarantees payment for emergency medical care. This fund reimburses physicians, surgeons and hospitals for patients who are unable to pay for their own emergency medical services. The fund also provides funding to North Coast Emergency Medical Services (NCEMS). Program staff work with emergency care providers, informing them of guidelines and reimbursement methods.

The Oral Health unit's goal is to improve the oral health of Medi-Cal recipients in the county through a collaborative approach to support planning, disease prevention, education, surveillance and linkage to treatment programs.

Communicable Disease (CD) nursing and epidemiology staff work closely with the Humboldt County Health Officer, California Department of Public Health and the local medical community to investigate infectious disease outbreaks and prevent the spread of communicable diseases. The Tuberculosis (TB) Control program provides Public Health Nursing services to detect, treat and prevent the spread of TB in the community.

Clinic Services provide childhood and adult immunizations, foreign travel immunizations, fl u vaccinations, TB testing and STD screening and treatment. Clinic staff also assists eligible clients to enroll in Medi-Cal and the CalFresh nutrition support program.

DHHS's Immunization Program provides skilled consultation and support to county schools, parents, day care providers and the medical community on childhood and adult vaccines and immunization requirements. The program tracks rates and participates in efforts to increase rates of local childhood immunizations.

The Outside Agency Support budget provides assistance to non-county agencies such as: NCEMS and the Hazardous Materials Response Team (HMRT). NCEMS is a Joint Powers Agency (JPA) that oversees pre-hospital care in Humboldt, Del Norte and Lake counties. The HMRT is an important element of the county's ability to effectively manage emergencies involving the discharge of hazardous materials into the North Coast environment. The team is supported through a JPA consisting of Humboldt and Del Norte counties, their cities, and the Yurok Tribe.

The Public Health Laboratory (PHL) provides state and federally certified laboratory support for the identification of communicable disease organisms and other services related to community health. The PHL is part of the Laboratory Response Network with resources to handle highly infectious agents and identify specific agent strains.

The Emergency Preparedness and Response Program aims to plan and prepare for public health emergencies, develop a seamless response to such emergencies, strengthen the public health system infrastructure capacity needed to rapidly detect, control and prevent illness and injury resulting from terrorism, infectious disease outbreaks and other health-related emergencies, and to ensure that rapid and secure communication exists between Public Health and public and private sectors during an event.

The Medical Health Operational Area Coordinator works with local and state partners on the coordination of medical and health disaster response within the operational area in the event of a local, state or federal declaration of emergency.



ACCOMPLISHMENTS & GOALS

- Provided community-appropriate levels of service through the implementation of a robust performance management system that includes identification of key objectives for each program area, as well as measures to monitor progress and outcomes. Public Health is managing the performance data using a cloud-based software program, InsightVision, which allows all staff to view performance management dashboards on the county's intranet.
- Provided community-appropriate levels of service by being recognized nationally in the Association of Public Health Laboratories magazine, titled Lab Matters.
- Created opportunities for improved safety and health at the Public Health Lab (PHL) by completing a three-year Microbial Source Tracking (MST) and Fecal Indicator Bacteria Study with the State Water Resources Control Board assessing impaired beaches and streams. This included conducting an independent MST study at Clam Beach near Strawberry Creek to identify the source of fecal pollution and identified birds as the most likely culprit. The PHL was recognized by the Grand Jury for its work in this field and excellence in the community.
- Provided community-appropriate levels of service by a Communicable Disease Investigator and, in collaboration with the Healthy Communities Division, a Hepatitis C Navigator to address the high rates of Sexually Transmitted Diseases and hepatitis C in Humboldt County.
- Protected vulnerable populations through Oral Health's Dental Transformation Initiative Local Dental Pilot Program which enrolled more than 100 children on Medi-Cal Dental with untreated cavities into the Smile Humboldt Family program in its first eight months. Children enrolled in the program work with a dental coach to ensure the child gets the dental care they need, as well as individualized oral hygiene instruction, supplies and nutrition education so they can grow up cavity-free.
- Fostered transparent, accessible, welcoming and user friendly services by coordinating the development of the Community Health Improvement Plan (CHIP) with a collaborative of community partners formed called Live Well Humboldt, upon release and distribution of the Community Health Assessment (CHA) in May of 2022. The development of the CHIP will include identifying priority areas and mutually reinforcing strategies based on the findings in the CHA.
- Invest in county employees by updating the Workforce Development Plan for Public Health by January of 2020. The Workforce Development Team supports access to professional development and continuing education opportunities for Public Health employees, with a focus on ensuring staff are familiar with the Public Health Core Competencies. The plan is developed based on input provided by Public Health employees in a biennial workforce development assessment survey, which was implemented in spring 2019.
- Create opportunities for improved safety and health by purchasing new equipment for the PHL, known as the GeneXpert testing platform. Purchase, training and implementation of the GeneXpert testing platform should be completed by December 2020. This will expand the Public Health Laboratory's testing capacity and improve turnaround times. The Public Health Laboratory aims to add at least one new testing service available to the community annually.
- Protect vulnerable populations by offering syphilis screening and confirmation testing to aid in the diagnosis, treatment and management of syphilis in the community.
- Engage new partners by facilitating a collaboration between the Communicable Disease program's Hepatitis C Navigator and the California Department of Public Health to create a "cure" data point within the communicable disease reporting system, CalREDIE. This will allow the Hepatitis C Navigator to track progress in improving the community's capacity as a system overall to link hepatitis C positive patients to care and support them in overcoming barriers and achieving success to a cure.

FY 2019-20 PROPOSED BUDGET TABLE — PUBLIC HEALTH ADMIN 1175-400

	2016-17 Actual	2017-18 Actual	2018-19 Adjusted	2019-20 Requested	2019-20 Proposed	Increase (Decrease)
Revenues						
Licenses and Permits	13,868	13,041	12,582	13,585	13,585	1,003
Other Governmental Agencies	782,718	3,514,140	3,130,961	2,683,731	2,683,731	(447,230)
Charges for Current Services	128,707	100,486	91,000	89,500	89,500	(1,500)
Other Revenues	65,267	81,439	39,934	500	500	(39,434)
Total Revenues	**990,560**	**3,709,106**	**3,274,477**	**2,787,316**	**2,787,316**	**(487,161)**
Expenditures						
Salaries & Employee Benefits	1,109,366	1,094,803	1,575,043	2,684,772	2,684,772	1,109,729
Services and Supplies	251,833	273,903	324,579	403,911	403,911	79,332
Other Charges	1,538,669	1,560,313	2,406,732	93,307	93,307	(2,313,425)
Fixed Assets	79,912	127,449	158,000	0	0	(158,000)
Special Items	(274,474)	(259,700)	(600,166)	0	0	600,166
Total Expenditures	**2,705,306**	**2,796,768**	**3,864,188**	**3,181,990**	**3,181,990**	**(682,198)**
Other Financing Sources (Uses)						
Other Financing Sources	0	0	0	789,963	789,963	789,963
General Fund Contribution	(589,711)	589,711	589,711	589,711	589,711	0
Other Financing Uses	0	0	0	(985,000)	(985,000)	(985,000)
Other Financing Sources (Uses)	**(589,711)**	**589,711**	**589,711**	**394,674**	**394,674**	**(195,037)**
Net Revenues (Expenditures)	**(2,304,457)**	**1,502,049**	**0**	**0**	**0**	**0**
Additional Funding Support						
1175 Public Health Fund	2,304,457	(1,502,049)	0	0	0	0
Total Additional Funding Support	**2,304,457**	**(1,502,049)**	**0**	**0**	**0**	**0**
Staffing Positions						
Allocated Positions	0	0	50.7	50.7	50.7	0

SIGNIFICANT CHANGES

- The proposed revenue budget for the Other Governmental Agencies category has decreased by 14%, or $447,230 due to a change in staffing within this budget unit. The proposed revenue budget for the Other Revenues category has decreased by 99%or $39,434 due to the discontinuation of the Worker's Compensation Insurance reimbursements in Fiscal Year 2019-20.
- The proposed expenditure budget for the Salaries & Employee Benefits category has increased by 70%or $1,109,729 due to changes in local accounting practices. Salaries reimbursed (salary costs to/from another budget unit) are now reflected as "Salaries & Employee Benefits," as opposed to "Other Charges."
- The proposed expenditure budget for the Services & Supplies category has increased by 24% or $79,332 due to increased costs related to maintenance of the Public Health Main building, located at 529 I Street in Eureka, that were formerly budgeted to Fixed Assets.
- The proposed expenditure budget for the Other Charges category has decreased by 96%, or $2,313,425, due to changes in local accounting practices. Salaries reimbursed (salary costs to/from another budget unit) are now reflected as "Salaries & Employee Benefits" as opposed to "Other Charges."
- The proposed expenditure budget for the Fixed Asset category has decreased by 100% or $158,000 due to a change in local accounting practices. Ongoing costs of this nature will now be reflected in "Services and Supplies," as opposed to "Fixed Assets."
- The proposed expenditure budget for the Special Items category has decreased by 100% or $600,166 due to changes in local accounting practices. Salaries reimbursed (salary costs to/from another budget unit) are now reflected as "Salaries & Employee Benefits," as opposed to "Other Charges."
- The proposed revenue budget for the Other Financing Sources category has Increased 100% or $789,963 due to changes in local accounting practices. Intrafund transfers are now reflected as

SIGNIFICANT CHANGES

"Other Financing Sources," as opposed to "Special Items."

- The proposed expenditure budget for the Other Financing Uses category has decreased by 100% or$985,000 due to changes in local accounting practices as intrafund transfers are now reflected as "Other Financing Uses," as opposed to "Other Charges."

ADDITIONAL FUNDING REQUESTS

Public Health Administration submitted no additional requests.

PERSONNEL

Requested personnel changes included the addition of 1.0 Translator/Interpretor and the deallocation of position Fiscal Assistant. These changes resulted in no overall increases to FTE and are the result of program needs.

Allocate

1.0 Translator/Interpreter

Deallocate

1.0 Fiscal Assistant I/II



FY 2019-20 PROPOSED BUDGET TABLE — INMATE/INDIGENT MEDICAL CARE 1100-490

	2016-17 Actual	2017-18 Actual	2018-19 Adjusted	2019-20 Requested	2019-20 Proposed	Increase (Decrease)
Revenues						
Other Governmental Agencies	1,465,439	2,093,893	1,887,512	2,079,417	2,079,417	191,905
Other Revenues	3,604	3,670	6,500	6,500	6,500	0
Total Revenues	**1,469,043**	**2,097,563**	**1,894,012**	**2,085,917**	**2,085,917**	**191,905**
Expenditures						
Other Charges	3,270,614	3,792,812	3,849,611	4,041,516	4,041,516	191,905
Total Expenditures	**3,270,614**	**3,792,812**	**3,849,611**	**4,041,516**	**4,041,516**	**191,905**
Other Financing Sources (Uses)						
General Fund Contribution	0	0	0	1,955,599	1,955,599	1,955,599
Other Financing Sources (Uses)	**0**	**0**	**0**	**1,955,599**	**1,955,599**	**1,955,599**
Net Revenues (Expenditures)	**(1,801,571)**	**(1,695,249)**	**(1,955,599)**	**0**	**0**	**1,955,599**
Additional Funding Support						
1100 General Fund	1,801,571	1,695,249	0	0	0	0
Total Additional Funding Support	**1,801,571**	**1,695,249**	**0**	**0**	**0**	**0**
Staffing Positions						
Allocated Positions	0	0	0	0	0	0

SIGNIFICANT CHANGES

- The proposed revenue budget for Other Governmental Agencies has increased by 10% or $191,905 due to anticipated increase to Tobacco Lawsuit Settlement Funds received form the State on a quarterly basis which is distributed locally at the discretion of the Board of Supervisors.
- The proposed expenditure budget for the Other Charges category has increased by 5% or %191,905 due to an anticipated increase to contracted Inmate Medical Services with Wellpath, based on CPI and increased costs of catastrophic inmate medical care.
- The proposed General Fund Contribution has increased 100% or $1,955,599 due to changes in local accounting practices. Contributions from the General Fund are now reflected as "Other Financing Sources (Uses)." The proposed General Fund Contribution has not actually changed over the prior year.

ADDITIONAL FUNDING REQUESTS

Medical Care submitted no additional funding requests.

PERSONNEL

There are no changes to personnel.



FY 2019-20 PROPOSED BUDGET TABLE — MAA/TCM CLAIMS ADMINISTRATION 1175-403

	2016-17 Actual	2017-18 Actual	2018-19 Adjusted	2019-20 Requested	2019-20 Proposed	Increase (Decrease)
Revenues						
Other Governmental Agencies	0	35,051	39,283	137,036	137,036	97,753
Total Revenues	**0**	**35,051**	**39,283**	**137,036**	**137,036**	**97,753**
Expenditures						
Salaries & Employee Benefits	0	0	0	96,630	96,630	96,630
Services and Supplies	29,154	27,468	98,288	37,640	37,640	(60,648)
Other Charges	80,378	86,633	94,926	2,276	2,276	(92,650)
Special Items	(218,633)	(132,977)	(153,931)	0	0	153,931
Total Expenditures	**(109,101)**	**(18,876)**	**39,283**	**136,546**	**136,546**	**97,263**
Other Financing Sources (Uses)						
Other Financing Sources	0	0	0	(490)	(490)	(490)
Other Financing Sources (Uses)	**0**	**0**	**0**	**(490)**	**(490)**	**(490)**
Net Revenues (Expenditures)	**109,101**	**53,927**	**0**	**0**	**0**	**0**
Additional Funding Support						
1175 Public Health Fund	(109,101)	(53,927)	0	0	0	0
Total Additional Funding Support	**(109,101)**	**(53,927)**	**0**	**0**	**0**	**0**
Staffing Positions						
Allocated Positions	0.0	0.0	0.0	0.0	0.0	0

SIGNIFICANT CHANGES

- The proposed revenue budget for the Other Governmental Agencies category has Increased 249% or $97,753, due to changes in local accounting practices. This revenue was previously recorded in the budget unit receiving the funds and then transferred to the MAA/TCM Administration budget. The process for this has changed and the revenue is recognized and deposited upon receipt.
- The proposed expenditure budget for the Salaries & Employee Benefits category has increased by 100%, or $96,630, due to changes in local accounting practices. Salaries reimbursed (salary costs to/from another budget unit) are now reflected as "Salaries & Employee Benefits," as opposed to "Other Charges."
- The proposed expenditure budget for the Services & Supplies category has decreased by 62%, or $60,648, due to changes in local accounting practices. Audit repayments, formerly charged to this budget unit, are now payed directly from the budget unit that incurred the expense.
- The proposed expenditure budget for the Other Charges category has decreased by 97%, or $92,650, due to changes in local accounting practices. Salaries reimbursed (salary costs to/from another budget unit) are now reflected as "Salaries & Employee Benefits," as opposed to "Other Charges."
- The proposed expenditure budget for the Special Items category has decreased by 100%, or $ 153,931, due to Changes in local accounting practices. Intrafund reimbursements from other budget units are now reflected as "Other Government Revenue" as opposed to "Special Items."

ADDITIONAL FUNDING REQUESTS

MAA/TCM submitted no additional funding requests.

PERSONNEL

There are no personnel changes.

FY 2019-20 PROPOSED BUDGET TABLE — EMS 1175-410

	2016-17 Actual	2017-18 Actual	2018-19 Adjusted	2019-20 Requested	2019-20 Proposed	Increase (Decrease)
Revenues						
Charges for Current Services	482,622	342,803	619,259	619,259	619,259	0
Total Revenues	**482,622**	**342,803**	**619,259**	**619,259**	**619,259**	**0**
Expenditures						
Services and Supplies	447,149	310,346	562,962	562,962	562,962	0
Other Charges	35,473	32,457	56,297	56,297	56,297	0
Total Expenditures	**482,622**	**342,803**	**619,259**	**619,259**	**619,259**	**0**
Net Revenues (Expenditures)	**0**	**0**	**0**	**0**	**0**	**0**
Additional Funding Support						
1175 Public Health Fund	0	0	0	0	0	0
Total Additional Funding Support	**0**	**0**	**0**	**0**	**0**	**0**
Staffing Positions						
Allocated Positions	0	0	0	0	0	0

SIGNIFICANT CHANGES

There are no significant changes for this budget unit.

PERSONNEL

There are no personnel changes.

ADDITIONAL FUNDING REQUESTS

EMS submitted no additional funding requests.



FY 2019-20 PROPOSED BUDGET TABLE — ORAL HEALTH 1175-413

	2016-17 Actual	2017-18 Actual	2018-19 Adjusted	2019-20 Requested	2019-20 Proposed	Increase (Decrease)
Revenues						
Other Governmental Agencies	0	258,459	1,246,256	2,296,406	2,296,406	1,050,150
Other Revenues	0	0	9,000	9,000	9,000	0
Total Revenues	**0**	**258,459**	**1,255,256**	**2,305,406**	**2,305,406**	**1,050,150**
Expenditures						
Salaries & Employee Benefits	0	0	0	681,895	681,895	681,895
Services and Supplies	0	246,124	665,808	1,393,699	1,393,699	727,891
Other Charges	0	267,005	589,448	224,409	224,409	(365,039)
Total Expenditures	**0**	**513,129**	**1,255,256**	**2,300,003**	**2,300,003**	**1,044,747**
Other Financing Sources (Uses)						
Other Financing Sources	0	0	0	(5,403)	(5,403)	(5,403)
Other Financing Sources (Uses)	**0**	**0**	**0**	**(5,403)**	**(5,403)**	**(5,403)**
Net Revenues (Expenditures)	**0**	**(254,670)**	**0**	**0**	**0**	**0**
Additional Funding Support						
1175 Public Health Fund	0	254,670	0	0	0	0
Total Additional Funding Support	**0**	**254,670**	**0**	**0**	**0**	**0**
Staffing Positions						
Allocated Positions	0	0	0	0	0	0

SIGNIFICANT CHANGES

- The proposed revenue budget for the Other Governmental Agencies category has increased by 84%, or $1,050,115, due to increased funding received from the Oral Health Promotion Project and Other State Grants for Fiscal Year 2019-20. Additionally, the program was allowed to roll over unspent funds from the previous fiscal year.
- The proposed expenditure budget for the Salaries & Employee Benefits category has increased by 100%, or $ 681,895, due to changes in local accounting practices. Salaries reimbursed (salary costs to/from another budget unit) are now reflected as "Salaries & Employee Benefits," as opposed to "Other Charges."
- The proposed expenditure budget for the Services & Supplies category has increased by 109%, or $72,891, due to an increase in sub agreements with community partners.
- The proposed expenditure budget for the Other Charges category has decreased by 62%, or $365,039, due to changes in local accounting practices. Salaries reimbursed (salary costs to/from another budget unit) are now reflected as "Salaries & Employee Benefits," as opposed to "Other Charges."

ADDITIONAL FUNDING REQUESTS

Oral Health submitted no additional funding requests.

PERSONNEL

There are no personnel changes.



FY 2019-20 PROPOSED BUDGET TABLE — TB CONTROL 1175-419

	2016-17 Actual	2017-18 Actual	2018-19 Adjusted	2019-20 Requested	2019-20 Proposed	Increase (Decrease)
Revenues						
Other Governmental Agencies	383,197	347,947	448,785	641,438	641,438	192,653
Charges for Current Services	15,153	17,564	27,235	27,168	27,168	(67)
Other Revenues	0	0	2,500	0	0	(2,500)
Total Revenues	**398,350**	**365,511**	**478,520**	**668,606**	**668,606**	**190,086**
Expenditures						
Salaries & Employee Benefits	0	0	0	665,846	665,846	665,846
Services and Supplies	142,856	151,256	165,548	68,698	68,698	(96,850)
Other Charges	244,190	230,472	312,972	11,985	11,985	(300,987)
Total Expenditures	**387,046**	**381,728**	**478,520**	**746,529**	**746,529**	**268,009**
Other Financing Sources (Uses)						
Other Financing Sources	0	0	0	77,923	77,923	77,923
Other Financing Sources (Uses)	**0**	**0**	**0**	**77,923**	**77,923**	**77,923**
Net Revenues (Expenditures)	**11,304**	**(16,217)**	**0**	**0**	**0**	**0**
Additional Funding Support						
1175 Public Health Fund	(11,304)	16,217	0	0	0	0
Total Additional Funding Support	**(11,304)**	**16,217**	**0**	**0**	**0**	**0**
Staffing Positions						
Allocated Positions	-	-	-	-	-	-

SIGNIFICANT CHANGES

- The proposed revenue budget for the Other Governmental Agencies category has increased by 43% or $192,653 due to negotiated salary and benefit increases.
- The proposed expenditure budget for the Salaries & Employee Benefits category has increased by 100%or $ 665,846 due to changes in local accounting practices. Salaries reimbursed (salary costs to/from another budget unit) are now reflected as "Salaries & Employee Benefits," as opposed to "Other Charges."
- The proposed expenditure budget for the Services & Supplies category has decreased by 59% or $96,850 due to changes in local accounting practices. Salaries reimbursed (salary costs to/from another budget unit) are now reflected as "Salaries & Employee Benefits," as opposed to grant line items within "Services and Supplies."
- The proposed expenditure budget for the Other Charges category has decreased by 96%, or $300,987, due to changes in local accounting practices. Salaries reimbursed (salary costs to/from another budget unit) are now reflected as "Salaries & Employee Benefits," as opposed to "Other Charges."
- The proposed revenue budget for the Other Financing Sources category has Increased 100% or $77,923 due to changes in local accounting practices. Cost allocation charges are now reflected as "Other Financing Sources" as opposed to "Other Charges."

ADDITIONAL FUNDING REQUESTS

TB Control submitted no additional funding requests.

PERSONNEL

There are no personnel changes.

FY 2019-20 PROPOSED BUDGET TABLE — IMMUNIZATION PROGRAM 1175-428

	2016-17 Actual	2017-18 Actual	2018-19 Adjusted	2019-20 Requested	2019-20 Proposed	Increase (Decrease)
Revenues						
Other Governmental Agencies	93,900	88,648	106,011	123,547	123,547	17,536
Total Revenues	**93,900**	**88,648**	**106,011**	**123,547**	**123,547**	**17,536**
Expenditures						
Salaries & Employee Benefits	0	0	0	112,592	112,592	112,592
Services and Supplies	3,702	4,957	6,121	8,252	8,252	2,131
Other Charges	86,271	83,902	99,890	1,984	1,984	(97,906)
Total Expenditures	**89,973**	**88,859**	**106,011**	**122,828**	**122,828**	**16,817**
Other Financing Sources (Uses)						
Other Financing Sources	0	0	0	(719)	(719)	(719)
Other Financing Sources (Uses)	**0**	**0**	**0**	**(719)**	**(719)**	**(719)**
Net Revenues (Expenditures)	**3,927**	**(211)**	**0**	**0**	**0**	**0**
Additional Funding Support						
1175 Public Health Fund	(3,927)	211	0	0	0	0
Total Additional Funding Support	**(3,927)**	**211**	**0**	**0**	**0**	**0**
Staffing Positions						
Allocated Positions	0	0	0	0	0	0

SIGNIFICANT CHANGES

- The proposed revenue budget for the Other Governmental Agencies category has increased by 17%, or $17,536, due to increased realignment funding to cover the cost of negotiated salary and benefit increases.
- The proposed expenditure budget for the Salaries & Employee Benefits category has increased by 100%, or $ 112,592, due to changes in local accounting practices. Salaries reimbursed (salary costs to/from another budget unit) are now reflected as "Salaries & Employee Benefits," as opposed to "Other Charges."
- The proposed expenditure budget for the Other Charges category has decreased by 98%, or $97,906, due to changes in local accounting practices. Salaries reimbursed (salary costs to/from another budget unit) are now reflected as "Salaries & Employee Benefits," as opposed to "Other Charges."

ADDITIONAL FUNDING REQUESTS

Immunization Program submitted no additional funding requests.

PERSONNEL

There are no personnel changes.



FY 2019-20 PROPOSED BUDGET TABLE — CLINIC SERVICES 1175-422

	2016-17 Actual	2017-18 Actual	2018-19 Adjusted	2019-20 Requested	2019-20 Proposed	Increase (Decrease)
Revenues						
Other Governmental Agencies	215,891	225,416	342,495	481,760	481,760	139,265
Charges for Current Services	128,111	151,312	102,272	102,272	102,272	0
Other Revenues	9,438	11,480	10,900	10,900	10,900	0
Total Revenues	**353,440**	**388,208**	**455,667**	**594,932**	**594,932**	**139,265**
Expenditures						
Salaries & Employee Benefits	0	0	0	420,915	420,915	420,915
Services and Supplies	106,704	105,695	139,357	202,931	202,931	63,574
Other Charges	302,653	321,698	364,336	17,958	17,958	(346,378)
Fixed Assets	0	0	10,000	6,100	6,100	(3,900)
Special Items	(58,683)	(44,040)	(58,026)	0	0	58,026
Total Expenditures	**350,674**	**383,353**	**455,667**	**647,904**	**647,904**	**192,237**
Other Financing Sources (Uses)						
Other Financing Sources	0	0	0	52,972	52,972	52,972
Other Financing Sources (Uses)	**0**	**0**	**0**	**52,972**	**52,972**	**52,972**
Net Revenues (Expenditures)	**2,766**	**4,855**	**0**	**0**	**0**	**0**
Additional Funding Support						
1175 Public Health Fund	(2,766)	(4,855)	0	0	0	0
Total Additional Funding Support	**(2,766)**	**(4,855)**	**0**	**0**	**0**	**0**
Staffing Positions						
Allocated Positions	0	0	0	0	0	0

SIGNIFICANT CHANGES

- The proposed revenue budget for the Other Governmental Agencies category has increased by 41%, or $139,265, due to increased realignment funding to cover the cost of negotiated salary and benefit increases.
- The proposed revenue budget for the Other Financing Sources category has decreased 100%, or $52,972, due to changes in local accounting practices. Intrafund transfers used for cost allocation charges are now reflected as "Other Financing Sources," as opposed to "Special Items."
- The proposed expenditure budget for the Salaries & Employee Benefits category has increased by 100%, or $420,915, due to changes in local accounting practices. Salaries reimbursed (salary costs to/from another budget unit) are now reflected as "Salaries & Employee Benefits," as opposed to "Other Charges."
- The proposed expenditure budget for the Services & Supplies category has decreased by 46%, or $63,574, due to the purchase of a software program for the Public Health Clinic to improve overall efficiency by transitioning to an electronic patient records and billing system.
- The proposed expenditure budget for the Other Charges category has decreased by 95%, or $346,378, due to changes in local accounting practices. Salaries reimbursed (salary costs to/from another budget unit) are now reflected as "Salaries & Employee Benefits," as opposed to "Other Charges."
- The proposed expenditure budget for Fixed Assets has decreased by 39% or $3,900 due to a one time allocation in FY 2018-19 to purchase a refrigerator and freezer. Funding of $6,100 is recommended for fixed assets; additional details on the proposed equipment and projects are available in the Capital Expenditures table.
- The proposed expenditure budget for the Special Items category has decreased by 100%, or $ 58,026, due to Changes in local accounting practices. Intrafund reimbursements from other budget units are now reflected as "Other Financing Sources" as opposed to "Special Items."

ADDITIONAL FUNDING REQUESTS

Clinic Services submitted no additional funding requests.

PERSONNEL

There are no personnel changes.

FY 2019-20 PROPOSED BUDGET TABLE — PUBLIC HEALTH LAB 1175-435

	2016-17 Actual	2017-18 Actual	2018-19 Adjusted	2019-20 Requested	2019-20 Proposed	Increase (Decrease)
Revenues						
Other Governmental Agencies	671,909	577,720	854,868	919,793	919,793	64,925
Charges for Current Services	66,565	195,382	219,500	219,500	219,500	0
Total Revenues	**738,474**	**773,102**	**1,074,368**	**1,139,293**	**1,139,293**	**64,925**
Expenditures						
Salaries & Employee Benefits	420,550	433,721	608,819	702,067	702,067	93,248
Services and Supplies	255,553	286,021	257,652	317,692	317,692	60,040
Other Charges	68,560	52,996	79,527	24,556	24,556	(54,971)
Fixed Assets	7,758	9,426	149,870	103,370	103,370	(46,500)
Special Items	(20,470)	(15,206)	(21,500)	0	0	21,500
Total Expenditures	**731,951**	**766,958**	**1,074,368**	**1,147,685**	**1,147,685**	**73,317**
Other Financing Sources (Uses)						
Other Financing Sources	0	0	0	8,392	8,392	8,392
Other Financing Sources (Uses)	**0**	**0**	**0**	**8,392**	**8,392**	**8,392**
Net Revenues (Expenditures)	**6,523**	**6,144**	**0**	**0**	**0**	**0**
Additional Funding Support						
1175 Public Health Fund	(6,523)	(6,144)	0	0	0	0
Total Additional Funding Support	**(6,523)**	**(6,144)**	**0**	**0**	**0**	**0**
Staffing Positions						
Allocated Positions	0	0	13.00	13.00	13.00	0

SIGNIFICANT CHANGES

- The proposed revenue budget for the Other Governmental Agencies category has increased by 8% or $64,925 due to additional Realignment revenues needed to cover negotiated salary and benefit increases.
- The proposed expenditure budget for the Salaries and Employees Benefits category has increased by 15% or $93,248 due to changes in local accounting practices. Salaries reimbursed (salary costs to/from another budget unit) are now reflected as "Salaries & Employee Benefits," as opposed to "Other Charges."
- The proposed expenditure budget for the Services and Supplies category has increased by 23% or $60,040 due to changes in local accounting practices. Building improvements have been budgeted in "Services and Supplies," as opposed to "Fixed Assets." Included in this is an increase in insurance costs in this category of$24,721 or 100% above the previous fiscal year.
- The proposed expenditure budget for the Other Charges category has decreased by 69% or $54,971 due to changes in local accounting practices. Salaries reimbursed (salary costs to/from another budget unit) are now reflected as "Salaries & Employee Benefits," as opposed to "Other Charges."
- The proposed expenditure budget for the Fixed Assets category has decreased by 31% or $46,500 due to changes in local accounting practices. Building improvements have been budgeted in "Services and Supplies," as opposed to "Fixed Assets." Funding of$103,370 is recommended for fixed assets; additional details on the proposed equipment and projects are available in the Capital Expenditures table.
- The proposed expenditure budget for the Special Items category has decreased by 100% or $21,500 due to changes in local accounting practices. Intrafund transfers are now reflected as "Other Financing Sources," as opposed to "Special Items."

ADDITIONAL FUNDING REQUESTS

Public Health Lab submitted no additional requests.

PERSONNEL

There are no personnel changes.

FY 2019-20 PROPOSED BUDGET TABLE — EMERGENCY PREPAREDNESS 1175-455

	2016-17 Actual	2017-18 Actual	2018-19 Adjusted	2019-20 Requested	2019-20 Proposed	Increase (Decrease)
Revenues						
Other Governmental Agencies	641,029	685,272	893,302	686,772	686,772	(206,530)
Other Revenues	25	0	0	0	0	0
Total Revenues	**641,054**	**685,272**	**893,302**	**686,772**	**686,772**	**(206,530)**
Expenditures						
Salaries & Employee Benefits	0	36,123	0	438,068	438,068	438,068
Services and Supplies	424,325	277,112	447,930	165,638	165,638	(282,292)
Other Charges	246,168	248,900	325,372	81,091	81,091	(244,281)
Fixed Assets	35,727	0	120,000	0	0	(120,000)
Total Expenditures	**706,220**	**562,135**	**893,302**	**684,797**	**684,797**	**(208,505)**
Other Financing Sources (Uses)						
Other Financing Sources	0	0	0	(1,975)	(1,975)	(1,975)
Other Financing Sources (Uses)	**0**	**0**	**0**	**(1,975)**	**(1,975)**	**(1,975)**
Net Revenues (Expenditures)	**(65,166)**	**123,137**	**0**	**0**	**0**	**0**
Additional Funding Support						
1175 Public Health Fund	65,166	(123,137)	0	0	0	0
Total Additional Funding Support	**65,166**	**(123,137)**	**0**	**0**	**0**	**0**
Staffing Positions						
Allocated Positions	0	0	0	0	0	0

SIGNIFICANT CHANGES

- The proposed revenue budget for the Other Government Revenues category has decreased by 23% or $206,530 due to a reduction in carry forward grant funding in FY 2019-20.
- The proposed expenditure budget for the Salaries & Employee Benefits category has increased by 100%, or $438,068 due to changes in local accounting practices. Salaries reimbursed (salary costs to/from another budget unit) are now reflected as "Salaries & Employee Benefits," as opposed to "Other Charges."
- The proposed expenditure budget for the Services & Supplies category has decreased by 63%, or$282,292 due to changes in local accounting practices. Salaries reimbursed (salary costs to/from another budget unit) are now reflected as "Salaries & Employee Benefits," as opposed to grant line items within "Services and Supplies."
- The proposed expenditure budget for the Other Charges category has decreased by 75%, or $244,281, due to changes in local accounting practices. Salaries reimbursed (salary costs to/from another budget unit) are now reflected as "Salaries & Employee Benefits," as opposed to "Other Charges."
- The proposed expenditure budget for the Fixed Assets category has decreased by 100%, or $120,000, due to a change in grant funding guidelines that now exclude the purchase of fixed assets.

ADDITIONAL FUNDING REQUESTS

Emergency Preparedness submitted no additional requests.

PERSONNEL

There are no personnel changes.

FY 2019-20 PROPOSED BUDGET TABLE — OUTSIDE AGENCY 1175-434

	2016-17 Actual	2017-18 Actual	2018-19 Adjusted	2019-20 Requested	2019-20 Proposed	Increase (Decrease)
Revenues						
Other Governmental Agencies	67,058	65,515	67,064	67,386	67,386	322
Total Revenues	**67,058**	**65,515**	**67,064**	**67,386**	**67,386**	**322**
Expenditures						
Salaries & Employee Benefits	0	0	0	58,016	58,016	58,016
Other Charges	155,123	125,998	132,064	74,370	74,370	(57,694)
Total Expenditures	**155,123**	**125,998**	**132,064**	**132,386**	**132,386**	**322**
Other Financing Sources (Uses)						
General Fund Contribution	(37,500)	65,000	65,000	65,000	65,000	0
Other Financing Sources (Uses)	**(37,500)**	**65,000**	**65,000**	**65,000**	**65,000**	**0**
Net Revenues (Expenditures)	**(125,565)**	**4,517**	**0**	**0**	**0**	**0**
Additional Funding Support						
1175 Public Health Fund	125,565	(4,517)	0	0	0	0
Total Additional Funding Support	**125,565**	**(4,517)**	**0**	**0**	**0**	**0**
Staffing Positions						
Allocated Positions	0	0	0	0	0	0

SIGNIFICANT CHANGES

- The proposed expenditure budget for Salaries & Employee Benefits category has increased by 100% or $58,016 due to changes in local accounting practices. Salaries reimbursed (salary costs to/from another budget unit) are now reflected as "Salaries & Employee Benefits," as opposed to "Other Charges."
- The proposed expenditure budget for the Other Charges category has decreased by 44% or $57,694 due to changes in local accounting practices. Salaries reimbursed (salary costs to/from another budget unit) are now reflected as "Salaries & Employee Benefits," as opposed to "Other Charges."

ADDITIONAL FUNDING REQUESTS

Outside Agency submitted no additional requests.

PERSONNEL

There are no personnel changes.



DIVISION OF ENVIRONMENTAL HEALTH

PROGRAM DISCUSSION BY BUDGET UNIT

The Division of Environmental Health's (DEH) purpose is to prevent illness and injury caused by unsafe or unsanitary conditions through inspections, reviews of facility plans and enforcement activities. Authority is granted by Title 17 of the California Health and Safety Code.

- Household garbage complaint investigations
- Inspections of pools and spas
- Monitoring of recreational waters
- Inspection and education of businesses that handle and store hazardous materials
- Hazardous materials spill response
- Inspection of solid waste facilities
- Investigation of roadside dumping and nuisance dump sites
- Inspection and testing of state small water systems
- Review and inspection of on-site sewage disposal systems
- Application referral, review and approval

DEH is comprised of the following budget units:

- 1175 406 Environmental Health (EH)
- 1175 411 Hazardous Materials
- 1175 430 Local Enforcement Agency
- 1175 486 EH Land Use

DEH's programs are organized under three operational units, each managed by a Supervising Environmental Health Specialist. The program units include Hazardous Materials, Consumer Protection and Land Use.

The Consumer Protection program's purpose is to create opportunities for improved health and safety. The Hazardous Materials Unit houses the Certified Unified Program Agency (CUPA) for Humboldt County and its cities. The CUPA's purpose is to protect people and the environment from hazardous materials by providing inspection and education to businesses that handle hazardous materials, investigating complaints from the public and providing technical and funding advice to responders at hazardous materials incidents. In the event of significant noncompliance, the CUPA may enforce laws and regulations administratively under authority of the Health and Safety Code or refer cases to the District Attorney.

The Local Enforcement Agency (LEA) program includes mandated activities ensuring solid waste handling and disposal occurs in manners that protect the safety and health of the public and environment. LEA collaborates and coordinates with state and local agencies including the California Department of Resources Recycling and Recovery, Humboldt Waste Management Authority, the incorporated cities, the Humboldt County Public Works Department and Code Enforcement Unit, as well as waste haulers, waste processing facilities, the business community and surrounding counties. As part of its mandated activities, LEA promotes safe operation of solid waste facilities to minimize nuisance conditions and risk to public health. It inspects solid waste facilities and operations, including closed, illegal or abandoned landfills, and investigates complaints of improper solid waste handling.

The Land Use Program prevents environmental degradation pertaining to on-site wastewater treatment and private water well development through implementation and enforcement of state and local regulations. The program collaborates with the North Coast Regional Water Quality Control Board on challenging projects and on commercial development projects that generate a large daily wastewater fl ow. The program administers a growing, state-mandated Nonstandard On-site Wastewater System program that requires billing, issuance of operating permits and periodic inspections of more than 980 systems. The program works in conjunction with the Planning and Building Department, to ensure wastewater and water supply requirements are incorporated into all permits issued for development projects county-wide.

This program supports the Board of Supervisors' Strategic Framework by protecting vulnerable populations.

ACCOMPLISHMENTS & GOALS

- Created opportunities for improved safety and health and protecting vulnerable populations through the Local Area Management Plan (LAMP), DEH's plan for on-site wastewater treatment systems design, construction and functioning which aims to prevent health hazards and mitigate environmental degradation. The first annual LAMP report has been submitted to the North Coast Regional Water Quality Control Board, the agency that mandates this plan.
- Enforced laws and regulations through the Waterless Toilet Systems ordinance, drafted and shared with the public for review/comment.
- Created opportunities for improved safety and health and protecting vulnerable populations by recruiting qualified volunteers for the LEA's required Independent Hearing Panel and receiving Board of Supervisor approval. The Independent Hearing Panel is called upon when a business violates solid waste laws or regulations and is cited by the LEA, and wants to appeal the notice/penalty to the panel. The panel hears arguments from each party and makes a ruling.



- Create opportunities for improved safety and health, going live with the Consumer Protection program's online food facility inspection reports, enabling the public to view inspection reports for approximately 800 facilities including restaurants and other food facilities within the county
- Apply for a Hazardous Materials Emergency Preparedness grant to fund an update of the Humboldt County Hazardous Materials Area Plan (mandated by statute every three years). Updates will occur between October 15, 2019 and September 15, 2020. The Area plan discusses the roles, responsibilities and procedures of county agencies in the event of a major hazardous materials incident.
- Enforce laws and regulations by obtaining the Board of Supervisors' approval for the Waterless Toilet Systems ordinance.
- Implement surface water monitoring program to identify the bacteriological contamination sources of local beaches and creeks.
- Implement an educational campaign to reduce chronic illegal dumping using enforcement settlement funds.
- Streamlining County permit processes (a County Strategic Goal), the Land Use Program is scheduled to propose a new ordinance called Waterless Toilet Systems. If approved, an orientation for the public with guidance documents will be organized before the end of the summer.
- Before the end November, the Land Use Program will implement the second phase of a surface water monitoring project. Mandated by the LAMP, the project seeks to assess the effects of on-site wastewater treatment systems on tributaries upstream of beaches between Trinidad State and Clam Beach.
- The LEA hopes to develop public/private partnerships to clean-up, at least, two illegal solid waste disposal areas during FY 19/20, through a grant program using funds from enforcement efforts.

FY 2019-20 PROPOSED BUDGET TABLE — ENV. HEALTH CONSUMER PROTECTION 1175-406

	2016-17 Actual	2017-18 Actual	2018-19 Adjusted	2019-20 Requested	2019-20 Proposed	Increase (Decrease)
Revenues						
Other Governmental Agencies	389,512	422,524	611,595	617,537	617,537	5,942
Charges for Current Services	616,001	618,727	660,917	637,499	637,499	(23,418)
Other Revenues	1,300	2,500	2,500	0	0	(2,500)
Total Revenues	**1,006,813**	**1,043,751**	**1,275,012**	**1,255,036**	**1,255,036**	**(19,976)**
Expenditures						
Salaries & Employee Benefits	782,679	815,666	991,265	973,719	973,719	(17,546)
Services and Supplies	183,759	183,364	241,482	226,232	226,232	(15,250)
Other Charges	34,175	33,931	42,265	24,698	24,698	(17,567)
Fixed Assets	0	18,822	0	0	0	0
Total Expenditures	**1,000,613**	**1,051,783**	**1,275,012**	**1,224,649**	**1,224,649**	**(50,363)**
Other Financing Sources (Uses)						
Other Financing Sources	0	0	0	(30,387)	(30,387)	(30,387)
Other Financing Sources (Uses)	**0**	**0**	**0**	**(30,387)**	**(30,387)**	**(30,387)**
Net Revenues (Expenditures)	**6,200**	**(8,032)**	**0**	**0**	**0**	**0**
Additional Funding Support						
1175 Public Health Fund	(6,200)	8,032	0	0	0	0
Total Additional Funding Support	**(6,200)**	**8,032**	**0**	**0**	**0**	**0**
Staffing Positions						
Allocated Positions	33.00	34.00	33.00	34.00	34.00	1.00

SIGNIFICANT CHANGES

- The proposed expenditure budget for the Services & Supplies category has decreased by 6% or $15,250 due to changes in local accounting practices. Salaries reimbursed (salary costs to/from another budget unit) are now reflected as "Salaries & Employee Benefits," as opposed to "Services and Supplies."
- The proposed expenditure budget for the Other Charges category has decreased by 42% or $17,567 due to changes in local accounting practices. Salaries reimbursed (salary costs to/from another budget unit) are now reflected as "Salaries & Employee Benefits," as opposed to "Other Charges."
- The proposed expenditure budget for the Other Financing Uses Category has increased by 100% or $30,387 due to changes in local accounting practices. Cost allocation charges are now reflected as "Other Financing Uses," as opposed to "Other Charges." The actual change in expense increased by $21,791, or 254%, over the previous fiscal year.

ADDITIONAL FUNDING REQUESTS

Consumer Protection submitted no additional funding requests.

PERSONNEL

An increase of 1.0 FTE is proposed. The increase is due to increased demands of cannabis permitting that requires the addition of an Environmental Health Technician at the Hazardous Materials Program. Funding for this position is available due to an Environmental Health Specialist position that is vacant and unfunded in FY 2019-20. The proposed changes are as follows:

Allocate

1.0 Environmental Health Technician I/II

FY 2019-20 PROPOSED BUDGET TABLE — HAZARDOUS MATERIALS 1175-411

	2016-17 Actual	2017-18 Actual	2018-19 Adjusted	2019-20 Requested	2019-20 Proposed	Increase (Decrease)
Revenues						
Other Governmental Agencies	40,522	0	23,000	0	0	(23,000)
Charges for Current Services	986,366	885,026	1,022,302	1,031,329	1,031,329	9,027
Other Revenues	74,632	172,250	120,061	160,328	160,328	40,267
Other Financing Sources	0	22,178	0	0	0	0
Total Revenues	**1,101,520**	**1,079,454**	**1,165,363**	**1,191,657**	**1,191,657**	**26,294**
Expenditures						
Salaries & Employee Benefits	0	0	0	1,086,050	998,789	998,789
Services and Supplies	263,839	247,930	254,642	194,242	189,242	(65,400)
Other Charges	829,208	838,645	922,551	21,212	21,212	(901,339)
Fixed Assets	27,811	9,803	7,300	35,000	0	(7,300)
Special Items	(180)	0	(180)	0	0	180
Total Expenditures	**1,120,678**	**1,096,378**	**1,184,313**	**1,336,504**	**1,209,243**	**24,930**
Other Financing Sources (Uses)						
Other Financing Sources	0	0	0	(1,184)	(1,184)	(1,184)
General Fund Contribution	(19,128)	16,121	18,950	146,211	18,950	0
Other Financing Uses	0	0	0	(180)	(180)	(180)
Other Financing Sources (Uses)	**(19,128)**	**16,121**	**18,950**	**144,847**	**17,586**	**(1,364)**
Net Revenues (Expenditures)	**(38,286)**	**(803)**	**0**	**0**	**0**	**0**
Additional Funding Support						
1175 Public Health Fund	38,286	803	0	0	0	0
Total Additional Funding Support	**38,286**	**803**	**0**	**0**	**0**	**0**
Staffing Positions						
Allocated Positions	0.00	0.00	0.00	0.00	0.00	0.00

SIGNIFICANT CHANGES

- The proposed revenue budget for the Other Governmental Agencies category has decreased by 100% or $23,000 due to a shift in time line for a CalOES grant funded project. It is currently planned for Fiscal Year 2020-21.
- The proposed revenue budget for the Other Revenues category has increased by 34% or $40,267 due to an anticipated increase in revenue from cannabis related inspections.
- The proposed expenditure budget for the Salaries & Employee Benefits category has increased by 100% or $998,789 due to changes in local accounting practices. Salaries reimbursed (salary costs to/from another budget unit) are now reflected as "Salaries & Employee Benefits," as opposed to "Other Charges."
- The proposed expenditure budget for the Services & Supplies category has decreased by 26% or $65,400 due to changes in local accounting practices. Salaries reimbursed (salary costs to/from another budget unit) are now reflected as "Salaries & Employee Benefits," as opposed to "Services and Supplies."
- The proposed expenditure budget for the Other Charges category has decreased by 98% or $901,338 due to changes in local accounting practices. Salaries reimbursed (salary costs to/from another budget unit) are now reflected as "Salaries & Employee Benefits," as opposed to "Other Charges."



ADDITIONAL FUNDING REQUESTS

Hazardous Material Program submitted the following additional funding request: $122,261 for 1.0 FTE Environmental Health Specialist in the Hazardous Materials Program to conduct joint search warrant inspections with the Sheriff's Office, California Department of Fish & Wildlife, State Water Resources Control Board, County Code Enforcement and other agencies for black market and legitimate cannabis cultivation operations and manufacturing sites.

This additional funding request is not recommended at this time. While this request has merit it did not meet a priority level that allowed for it to be funded based on available financial resources.

PERSONNEL

There are no personnel changes.





FY 2019-20 PROPOSED BUDGET TABLE — LOCAL ENFORCEMENT AGENCY 1175-430

	2016-17 Actual	2017-18 Actual	2018-19 Adjusted	2019-20 Requested	2019-20 Proposed	Increase (Decrease)
Revenues						
Other Governmental Agencies	19,825	23,578	119,859	119,859	119,859	0
Charges for Current Services	322,927	332,841	379,453	372,719	372,719	(6,734)
Other Revenues	0	0	34,028	0	0	(34,028)
Total Revenues	**342,752**	**356,419**	**533,340**	**492,578**	**492,578**	**(40,762)**
Expenditures						
Salaries & Employee Benefits	0	0	0	317,358	317,358	317,358
Services and Supplies	92,246	59,771	111,693	68,837	68,837	(42,856)
Other Charges	265,564	305,714	421,647	106,373	106,373	(315,274)
Total Expenditures	**357,810**	**365,485**	**533,340**	**492,568**	**492,568**	**(40,772)**
Other Financing Sources (Uses)						
Other Financing Sources	0	0	0	(10)	(10)	(10)
Other Financing Sources (Uses)	**0**	**0**	**0**	**(10)**	**(10)**	**(10)**
Net Revenues (Expenditures)	**(15,058)**	**(9,066)**	**0**	**0**	**0**	**0**
Additional Funding Support						
1175 Public Health Fund	15,058	9,066	0	0	0	0
Total Additional Funding Support	**15,058**	**9,066**	**0**	**0**	**0**	**0**
Staffing Positions						
Allocated Positions	0.00	0.00	0.00	0.00	0.00	0.00

SIGNIFICANT CHANGES

- The proposed revenue budget for the Other Revenues category has decreased by 100% or $34,028 due to an additional transfer from trust recorded in the revenue line for Local Enforcement Agency Fees occurring in Fiscal Year 2018-2019, that was not carried over into FY 2019-2020.
- The proposed expenditure budget for the Salaries & Employee Benefits category has increased by 100% or $317,358 due to changes in local accounting practices. Salaries reimbursed (salary costs to/from another budget unit) are now reflected as "Salaries & Employee Benefits," as opposed to "Other Charges."
- The proposed expenditure budget for the Services & Supplies category has decreased by 38% or $42,865 due to changes in local accounting practices. Salaries reimbursed (salary costs to/from another budget unit) are now reflected as "Salaries & Employee Benefits," as opposed to grant line items within "Services and Supplies."
- The proposed expenditure budget for the Other Charges category has decreased by 75% or $315,264 due to changes in local accounting practices. Salaries reimbursed (salary costs to/from another budget unit) are now reflected as "Salaries & Employee Benefits," as opposed to "Other Charges."

ADDITIONAL FUNDING REQUESTS

Local Enforcement Agency submitted no additional requests.

PERSONNEL

There are no personnel changes.



FY 2019-20 PROPOSED BUDGET TABLE — ENV. HEALTH LAND USE 1175-486

	2016-17 Actual	2017-18 Actual	2018-19 Adjusted	2019-20 Requested	2019-20 Proposed	Increase (Decrease)
Revenues						
Licenses and Permits	356,449	322,386	305,150	305,150	305,150	0
Other Governmental Agencies	47,765	77,797	216,475	237,066	237,066	20,591
Charges for Current Services	137,669	193,748	200,574	237,993	237,993	37,419
Other Financing Sources	0	4,764	0	0	0	0
Total Revenues	**541,883**	**598,695**	**722,199**	**780,209**	**780,209**	**58,010**
Expenditures						
Salaries & Employee Benefits	0	0	0	563,650	563,650	563,650
Services and Supplies	65,930	98,981	196,559	187,902	187,902	(8,657)
Other Charges	473,619	472,472	525,640	13,800	13,800	(511,840)
Fixed Assets	0	30,364	0	0	0	0
Special Items	(745)	0	0	0	0	0
Total Expenditures	**538,804**	**601,817**	**722,199**	**765,352**	**765,352**	**43,153**
Other Financing Sources (Uses)						
Other Financing Sources	0	0	0	(14,857)	(14,857)	(14,857)
Other Financing Sources (Uses)	**0**	**0**	**0**	**(14,857)**	**(14,857)**	**(14,857)**
Net Revenues (Expenditures)	**3,079**	**(3,122)**	**0**	**0**	**0**	**0**
Additional Funding Support						
1175 Public Health Fund	(3,079)	3,122	0	0	0	0
Total Additional Funding Support	**(3,079)**	**3,122**	**0**	**0**	**0**	**0**
Staffing Positions						
Allocated Positions	0.00	0.00	0.00	0.00	0.00	0.00

SIGNIFICANT CHANGES

- The proposed revenue budget for the Other Governmental Agencies category has increased by 10% or $20,591 due to an anticipated increase in State Aid Health Realignment revenues.
- The proposed revenue budget for the Charges for Current Services category has increased by 19% or $37,419 due to an anticipated increase in permitting fees.
- The proposed expenditure budget for the Salaries and Employees Benefits category has increased by 100% or $563,650 due to changes in local accounting practices. Salaries reimbursed (salary costs to/from another budget unit) are now reflected as "Salaries & Employee Benefits," as opposed to "Other Charges."
- The proposed expenditure budget for the Other Charges category has decreased by 97% or $511,840 due changes in local accounting practices. Salaries reimbursed (salary costs to/from another budget unit) are now reflected as "Salaries & Employee Benefits," as opposed to "Other Charges."
- The proposed expenditure budget for the Other Financing Uses category has increased by 100% or $14,857 due to changes in local accounting practices. Cost allocation charges are now reflected as "Other Financing Uses," as opposed to "Other Charges." The actual change in expenditure is an $8,348, or 128%, increase from the prior fiscal year.

ADDITIONAL FUNDING REQUESTS

Land Use submitted no additional requests.

PERSONNEL

There are no personnel changes.

HEALTHY COMMUNITIES DIVISION

PROGRAM DISCUSSION BY BUDGET UNIT

The Healthy Communities Division's purpose is to help communities create social and physical environments that make the healthy choice the easy choice for everyone. Healthy Communities provides health education—a basic service of local health departments in California—as mandated under Title 17 of the California Administrative Code.

This narrative includes discussion of funding and operation of 12 Healthy Communities budget units: Childhood Lead Program, Tobacco Education, Health Education, WIC Nutrition, Nutrition & Physical Activity, two for the North Coast AID Project, Fiscal Agent, Alcohol & Other Drug (AOD) Prevention, Mental Health Services Act Prevention and Early Intervention, and Family Violence Prevention.

Healthy Communities Division contains the following budget units:

- 1175 407 Childhood Lead Poisoning Prevention Program
- 1175 412 Tobacco Education
- 1175 414 Healthy Communities
- 1175 415 Women, Infants & Children
- 1175 433 Nutrition and Physical Activity
- 1175 437 Comprehensive AIDS Resources Emergency Act and Program/ North Coast AIDS Project (CARE/ NorCAP)
- 1175 449 Fiscal Agent CARE/Housing Opportunity for People with AIDS (HOPWA)
- 1175 451 Drug Free Community
- 1175 452 Alcohol & Other Drugs Prevention
- 1175 454 Suicide Prevention and Stigma/ Discrimination Reduction
- 1175 470 HOPWA/NorCAP
- 1175 488 Family Violence Prevention

Healthy Communities works to change the community's knowledge, attitudes and choices in order to prevent disease and promote health. Healthy Communities services include:

- Alcohol, tobacco and other drugs prevention services
- HIV, hepatitis and other communicable disease prevention
- Suicide, Mental Health Stigma, and Family Violence Prevention
- Overdose prevention
- Chronic disease prevention through the Women, Infants & Children (WIC) Supplemental Nutrition Program and Nutrition Education & Obesity Prevention (NEOP).

Childhood Lead Poisoning Prevention Program

This program's purpose is to prevent physical and cognitive deficits in children through age five, caused by exposure to lead in their environments. It is a collaborative effort between Healthy Communities, Environmental Health, Public Health Nursing and the Public Health Laboratory, providing environmental assessments, case management services to lead-exposed children and educational activities designed to reduce children's exposure to lead and its consequences.

Tobacco Education Program

This program, known as Tobacco Free Humboldt, implements effective tobacco use prevention, reduction and cessation programs to reduce death and disease related to tobacco use and includes the following activities:

• Collaborating with local organizations on policies to reduce exposure to secondhand smoke, including limiting exposure in multi-unit housing

- Reducing the availability of tobacco and nicotine products
- Developing and promoting tobacco cessation services
- Collaborating with the state on the California Healthy Stores for a Healthy Community campaign.

Health Education

This program provides the administrative oversight for all Healthy Communities programs and supports improved cultural competency for Public Health through the work of an interpreter/translator. The program supports physical activity and injury prevention efforts through collaboration with community organizations and the use of evidence-based practices to promote safe environments. It also includes the Safe Routes to School program which includes pedestrian and bicycle safety education, family events, youth engagement projects and networking with community partners through a program Task Force.

WIC Supplemental Nutrition Program

The WIC program's core role is to provide support to three economically vulnerable populations, pregnant and postpartum women, infants and young children, through nutrition education, providing support to breastfeeding women and issuance of checks for specific nutritious foods. The program also matches first-time, breastfeeding moms with peer counselors for support, education and encouragement, as breastfeeding is shown to improve children's overall health outcomes. WIC also partners with Food for People through the Farmers' Market Nutrition program to make fresh produce accessible to more WIC clients.

Nutrition and Physical Activity

This program is currently funded through a California Nutrition Education and Obesity Prevention Program (NEOP) grant and CalFresh. Activities promote improved nutrition and physical activity through education, advocacy, tracking and environmental change. It is community based with a focus on low-income populations.

The NEOP program, in conjunction with CalFresh Outreach, engages local leaders and community members through a variety of collaborations including the Humboldt Food Policy Council, Humboldt County Nutrition Action Partnership (CNAP) and North Coast Growers' Association. Staff coordinates training of trainers for local community-based organizations, uses evidence-based curricula to teach nutrition education classes and provides cooking demonstrations for low-income residents.

North Coast AIDS Project (NorCAP)

The goal of NorCAP is to stop the transmission of the human immunodeficiency virus (HIV) and hepatitis C (HCV) in Humboldt County. Programs in this budget unit include:

- HIV Care Program (HCP) – Providing case management support to people diagnosed and living with HIV. HCP covers Early Intervention Services including free rapid HIV and HCV testing, syringe exchange and disposal, overdose prevention and Narcan (opioid overdoes antidote) distribution.
- Pre-Exposure Prophylaxis (PrEP) Client Navigation Project – PrEP is a daily pill that is effective in preventing HIV for people who are at substantial risk for contracting HIV. The PrEP Navigation Program does targeted outreach and provides free HIV testing, counseling, and education about PrEP.
- AIDS Drug Assistance Program (ADAP) – ADAP provides access to necessary HIV medications for individuals who are living with HIV/AIDS and provides access to PrEP for high-risk HIV negative people who are uninsured or under-insured.

Fiscal Agent

The Fiscal Agent provides the financial tools needed to monitor and facilitate the following programs:

- Project HIV/AIDS Re-housing Team (HART), which is a U.S. Department of Housing and Urban Development-based program that provides permanent supportive housing for chronically homeless people living with HIV. Project HART provides case management assistance with assessing housing needs, assistance seeking stable housing and developing independent living skills, and ongoing financial assistance for permanent supportive housing.
- County Wellness & Prevention Pilot Project focuses

on addressing three of the top preventable causes of death in Humboldt County: suicide, alcohol and drug overdose and liver failure due to hepatitis C. Services will include outreach to local medical providers and providing medical provider and pharmacist training related to these three topics. The County Medical Services Program (CMSP) grant funds this program through December 2019.

Drug-Free Communities (DFC)

The goal of DCF Support program is to reduce substance use in local youth through environmental prevention strategies. DFC staff works in collaboration with members of the Humboldt County Allies for Substance Abuse Prevention (ASAP) Coalition to plan and implement grant activities. Prevention efforts focus on reducing youth access to alcohol and other drugs, changing social norms that are permissive of youth substance use and reducing youth-reported use of alcohol and other drugs.

Alcohol & Other Drugs Prevention (AOD)

AOD's goal is to improve the health and well-being of the community by preventing the abuse of alcohol and other drugs. AOD prevention-funded programs focus on prevention strategies including efforts to lessen the availability of alcohol, cannabis, and prescription opioids to youth. Prevention efforts are designed to increase youth recognition of the risks associated with alcohol and other drug use and foster resiliency skills. It also provides the financial tools needed to monitor and facilitate the following programs:

- Friday Night Live, a school-based action group for youth that encourages positive youth development.
- Strategic Prevention Framework Partnership for Success (SPF-PFS) Youth Opioid grant provided through the California Department of Health Care Service (DHCS). California's PFS Grant addresses prescription drug misuse/abuse among youth in rural communities through a school-based curriculum and a state-initiated media campaign.
- The Opioid Academic Detailing grant, ending in August 2019, is a pilot project partnership with DHCS and the San Francisco Department of Public Health. It targets community-based prescription drug overdose prevention interventions that include coalition building, technical assistance, education and outreach, academic detailing, training, data collection, progress reporting. It aims to change social norms that are permissive of substance use and reducing drug misuse and overdoses. Staff work in collaboration with members of the ASAP and Rx Safe Humboldt Coalitions to plan and implement activities.

Suicide Prevention and Stigma/Discrimination Reduction, Mental Health Services Act – Prevention and Early Intervention (PEI)

These programs address suicide prevention and mental health stigma/discrimination reduction on a population-wide basis by utilizing universal, selective and indicated prevention strategies. It utilizes evidence-based practice trainings that are state-recommended and nationally recognized, including Question, Persuade and Refer, Applied Suicide Intervention Skills Training (ASIST) and Mental Health First Aid (MHFA) and Youth MHFA.

NorCAP - Housing Opportunities for People with AIDS (HOPWA)

The HOPWA program prevents homelessness among people living with HIV/AIDS by providing emergency financial assistance with direct housing costs (rent, mortgage, utilities, etc.), and case management assistance with housing needs.

Family Violence Prevention

The Family Violence Prevention Program (FVPP) provides training, coordination, education and other services to CalWORKs and HumWORKs staff to help prevent family violence.

This program supports the Board of Supervisors' Strategic Framework by creating opportunities for improved safety and health, protecting vulnerable populations, providing community-appropriate levels of service, and seeking outside funding sources to benefit Humboldt County needs.

ACCOMPLISHMENTS & GOALS

- Provided community-appropriate levels of service by collaborating with Partnership HealthPlan (PHP) of California to transition to the Whole Child Model (WCM). CCS remains within DHHS and enrolls children that are eligible for CCS, and managed care provides the case coordination for children enrolled in the plan.
- Managed our resources to ensure sustainability of services by implemented Persimmony, an Electronic Time Study and Case Management System being used by the field nursing, NFP and SafeCare® programs.
- Created opportunities for improved safety and health through the accreditation of DHHS's SafeCare® program by the National SafeCare® Training and Research Center at Georgia State University in October 2018.
- Built inter-jurisdictional and regional cooperation with the deployment of Public Health Nurses to wildfire shelters to Trinity County and preparation for the Carr and Camp fire, though the team was not needed for these incidences.
- Protected vulnerable populations implementing the Adults Field Nursing program giving elderly populations across the county access to and coordination of medical services.
- Create opportunities for improved safety and health by hiring a Mental Health Clinician in the NFP program. This model will improve access to mental health services for first time mothers who may be experiencing perinatal mood disorders and anxiety disorders such as depression, postpartum depression etc.
- Create opportunities for improved safety and health by hiring a Mental Health Clinician in the NFP program. This model will improve access to mental health services for first time mothers who may be experiencing perinatal mood disorders and anxiety disorders such as depression, postpartum depression etc.
- Provide community-appropriate levels of service by continuing to collaborate with the Perinatal Substance Use Disorder (SUD) project to implement screening and care navigation for women with SUD. Outreach will include the development of brochures, clinical guidelines and education to the community regarding cannabis use in pregnant and breastfeeding women.
- Protect vulnerable populations through the nursing division partnering with Emergency Preparedness to strengthen Public Health Nurses' response to disasters.



FY 2019-20 PROPOSED BUDGET TABLE — CHILDHOOD LEAD PROGRAM 1175-407

	2016-17 Actual	2017-18 Actual	2018-19 Adjusted	2019-20 Requested	2019-20 Proposed	Increase (Decrease)
Revenues						
Other Governmental Agencies	81,784	103,328	120,402	124,531	124,531	4,129
Total Revenues	**81,784**	**103,328**	**120,402**	**124,531**	**124,531**	**4,129**
Expenditures						
Salaries & Employee Benefits	0	0	0	106,705	106,705	106,705
Services and Supplies	9,739	18,656	15,371	13,772	13,772	(1,599)
Other Charges	75,047	83,029	105,031	2,918	2,918	(102,113)
Total Expenditures	**84,786**	**101,685**	**120,402**	**123,395**	**123,395**	**2,993**
Other Financing Sources (Uses)						
Other Financing Sources	0	0	0	(1,136)	(1,136)	(1,136)
Other Financing Sources (Uses)	**0**	**0**	**0**	**(1,136)**	**(1,136)**	**(1,136)**
Net Revenues (Expenditures)	**(3,002)**	**1,643**	**0**	**0**	**0**	**0**
Additional Funding Support						
1175 Public Health Fund	3,002	(1,643)	0	0	0	0
Total Additional Funding Support	**3,002**	**(1,643)**	**0**	**0**	**0**	**0**
Staffing Positions						
Allocated Positions	0.00	0.00	0.00	0.00	0.00	0.00

SIGNIFICANT CHANGES

- The proposed expenditure budget for the Salaries & Employee Benefits category has increased by 100% or $106,705 due to changes in local accounting practices. Salaries reimbursed (salary costs to/from another budget unit) are now reflected as "Salaries & Employee Benefits," as opposed to "Other Charges."
- The proposed expenditure budget for the Other Charges category has decreased by 97% or $102,113 due to changes in local accounting practices. Salaries reimbursed (salary costs to/from another budget unit) are now reflected as "Salaries & Employee Benefits," as opposed to "Other Charges."

ADDITIONAL FUNDING REQUESTS

Childhood Lead Program submitted no additional requests.

PERSONNEL

There are no personnel changes.



FY 2019-20 PROPOSED BUDGET TABLE — TOBACCO EDUCATION 1175-412

	2016-17 Actual	2017-18 Actual	2018-19 Adjusted	2019-20 Requested	2019-20 Proposed	Increase (Decrease)
Revenues						
Other Governmental Agencies	153,570	219,062	360,592	300,000	300,000	(60,592)
Total Revenues	**153,570**	**219,062**	**360,592**	**300,000**	**300,000**	**(60,592)**
Expenditures						
Salaries & Employee Benefits	0	0	0	262,117	262,117	262,117
Services and Supplies	26,623	53,077	160,483	157,300	157,300	(3,183)
Other Charges	126,947	166,673	200,109	9,179	9,179	(190,930)
Total Expenditures	**153,570**	**219,750**	**360,592**	**428,596**	**428,596**	**68,004**
Other Financing Sources (Uses)						
Other Financing Sources	0	0	0	128,596	128,596	128,596
Other Financing Sources (Uses)	**0**	**0**	**0**	**128,596**	**128,596**	**128,596**
Net Revenues (Expenditures)	**0**	**(688)**	**0**	**0**	**0**	**0**
Additional Funding Support						
1175 Public Health Fund	0	688	0	0	0	0
Total Additional Funding Support	**0**	**688**	**0**	**0**	**0**	**0**
Staffing Positions						
Allocated Positions	0.00	0.00	0.00	0.00	0.00	0.00

SIGNIFICANT CHANGES

- The proposed revenue budget for the Other Governmental Agencies category has decreased by 17% or $60,592 due to state revenue being fixed for Fiscal Year 2019-20.
- The proposed expenditure budget for the Salaries & Employee Benefits category has increased by 100% or $262,117 due to changes in local accounting practices. Salaries reimbursed (salary costs to/from another budget unit) are now reflected as "Salaries & Employee Benefits," as opposed to "Other Charges."
- The proposed expenditure budget for the Other Charges category has decreased by 95% or $190,930 due to changes in local accounting practices. Salaries reimbursed (salary costs to/from another budget unit) are now reflected as "Salaries & Employee Benefits," as opposed to "Other Charges."
- The proposed expenditure budget increased overall by $68,004 or 19% due to an increase in Professional & Special Services that was underestimated previously.
- The proposed revenue budget for the Other Financing Sources category has increased 100% or $128,596 due to changes in local accounting practices. Intrafund transfers are now reflected as "Other Financing Sources," as opposed to "Other Charges." Additionally, this charge is offset by carry over funds available due to a staff vacancy.

ADDITIONAL FUNDING REQUESTS

Tobacco Education submitted no additional funding requests.

PERSONNEL

There are no personnel changes.

FY 2019-20 PROPOSED BUDGET TABLE — HEALTH EDUCATION 1175-414

	2016-17 Actual	2017-18 Actual	2018-19 Adjusted	2019-20 Requested	2019-20 Proposed	Increase (Decrease)
Revenues						
Other Governmental Agencies	646,264	707,382	900,436	920,882	920,882	20,446
Charges for Current Services	98	110	0	0	0	0
Other Revenues	45,459	7,639	8,700	16,200	16,200	7,500
Total Revenues	**691,821**	**715,131**	**909,136**	**937,082**	**937,082**	**27,946**
Expenditures						
Salaries & Employee Benefits	181,388	189,515	259,447	663,032	663,032	403,585
Services and Supplies	44,225	127,874	200,864	194,184	194,184	(6,680)
Other Charges	489,817	362,627	456,575	81,009	81,009	(375,566)
Fixed Assets	0	7,153	0	0	0	0
Special Items	(268)	(843)	(7,750)	0	0	7,750
Total Expenditures	**715,162**	**686,326**	**909,136**	**938,225**	**938,225**	**29,089**
Other Financing Sources (Uses)						
Other Financing Sources	0	0	0	1,143	1,143	1,143
Other Financing Sources (Uses)	**0**	**0**	**0**	**1,143**	**1,143**	**1,143**
Net Revenues (Expenditures)	**(23,341)**	**28,805**	**0**	**0**	**0**	**0**
Additional Funding Support						
1175 Public Health Fund	23,341	(28,805)	0	0	0	0
Total Additional Funding Support	**23,341**	**(28,805)**	**0**	**0**	**0**	**0**
Staffing Positions						
Allocated Positions	35.80	37.00	39.00	39.00	39.00	0.00

SIGNIFICANT CHANGES

- The proposed expenditure budget for the Salaries & Employee Benefits category has increased by 156% or $403,585 due to changes in local accounting practices. Salaries reimbursed (salary costs to/from another budget unit) are now reflected as "Salaries & Employee Benefits," as opposed to "Other Charges."
- The proposed expenditure budget for the Other Charges category has decreased by 82% or $357,566 due to changes in local accounting practices. Salaries reimbursed (salary costs to/from another budget unit) are now reflected as "Salaries & Employee Benefits," as opposed to "Other Charges."

ADDITIONAL FUNDING REQUESTS

Health Education submitted no additional requests.

PERSONNEL

There are no personnel changes.



FY 2019-20 PROPOSED BUDGET TABLE — WOMEN, INFANTS & CHILDREN (WIC) 1175-415

	2016-17 Actual	2017-18 Actual	2018-19 Adjusted	2019-20 Requested	2019-20 Proposed	Increase (Decrease)
Revenues						
Other Governmental Agencies	1,134,106	1,088,739	1,431,630	1,467,049	1,467,049	35,419
Other Revenues	0	7	0	0	0	0
Other Financing Sources	0	229	0	0	0	0
Total Revenues	**1,134,106**	**1,088,975**	**1,431,630**	**1,467,049**	**1,467,049**	**35,419**
Expenditures						
Salaries & Employee Benefits	640,267	587,420	803,973	1,125,272	1,125,272	321,299
Services and Supplies	223,366	241,297	271,615	297,597	297,597	25,982
Other Charges	215,539	273,900	364,942	43,209	43,209	(321,733)
Fixed Assets	9,037	0	0	0	0	0
Special Items	(4,536)	(7,703)	(8,900)	0	0	8,900
Total Expenditures	**1,083,673**	**1,094,914**	**1,431,630**	**1,466,078**	**1,466,078**	**34,448**
Other Financing Sources (Uses)						
Other Financing Sources	0	0	0	(971)	(971)	(971)
Other Financing Sources (Uses)	**0**	**0**	**0**	**(971)**	**(971)**	**(971)**
Net Revenues (Expenditures)	**50,433**	**(5,939)**	**0**	**0**	**0**	**0**
Additional Funding Support						
1175 Public Health Fund	(50,433)	5,939	0	0	0	0
Total Additional Funding Support	**(50,433)**	**5,939**	**0**	**0**	**0**	**0**
Staffing Positions						
Allocated Positions	12.83	14.830	14.38	14.83	13.83	(1.00)

SIGNIFICANT CHANGES

- The proposed expenditure budget for the Salaries & Employee Benefits category has increased by 40% or $321,299 due to changes in local accounting practices. Salaries reimbursed (salary costs to/from another budget unit) are now reflected as "Salaries & Employee Benefits," as opposed to "Other Charges."
- The proposed expenditure budget for the Services & Supplies category has increased by 10% or $25,982 due to Increased operating expenses resulting from a change in office location and share in current tenancy planned during Fiscal Year 2019-20.
- The proposed expenditure budget for the Other Charges category has decreased by 88% or $321,733 due to changes in local accounting practices. Salaries reimbursed (salary costs to/from another budget unit) are now reflected as "Salaries & Employee Benefits," as opposed to "Other Charges."

ADDITIONAL FUNDING REQUESTS

WIC submitted no additional funding requests.

PERSONNEL

A decrease of 1.0 FTE is proposed. The decrease is due to a reevaluation of staffing positions that have been held vacant for a long period of time. The proposed changes are as follows:

Deallocate

1.0 Medical Office Assistant I/II



FY 2019-20 PROPOSED BUDGET TABLE — NUTRITION & PHYSICAL ACTIVITY 1175-433

	2016-17 Actual	2017-18 Actual	2018-19 Adjusted	2019-20 Requested	2019-20 Proposed	Increase (Decrease)
Revenues						
Other Governmental Agencies	548,167	415,535	324,707	260,585	260,585	(64,122)
Charges for Current Services	420	0	0	0	0	0
Total Revenues	**548,587**	**415,535**	**324,707**	**260,585**	**260,585**	**(64,122)**
Expenditures						
Salaries & Employee Benefits	0	0	0	270,383	270,383	270,383
Services and Supplies	39,360	26,775	34,889	72,316	72,316	37,427
Other Charges	716,856	546,967	573,244	18,804	18,804	(554,440)
Special Items	(173,824)	(231,852)	(283,426)	0	0	283,426
Total Expenditures	**582,392**	**341,890**	**324,707**	**361,503**	**361,503**	**36,796**
Other Financing Sources (Uses)						
Other Financing Sources	0	0	0	100,918	100,918	100,918
Other Financing Sources (Uses)	**0**	**0**	**0**	**100,918**	**100,918**	**100,918**
Net Revenues (Expenditures)	**(33,805)**	**73,645**	**0**	**0**	**0**	**0**
Additional Funding Support						
1175 Public Health Fund	33,805	(73,645)	0	0	0	0
Total Additional Funding Support	**33,805**	**(73,645)**	**0**	**0**	**0**	**0**
Staffing Positions						
Allocated Positions	0.00	0.00	0.00	0.00	0.00	0.00

SIGNIFICANT CHANGES

- The proposed revenue budget for the Other Governmental Agencies category has decreased by 20% or $64,122 due to a reduction in the Nutrition, Education, and Obesity Prevention (NEOP) grant award and the discontinuation of the Native American Pilot Program (NAPP) grant.
- The proposed expenditure budget for the Salaries and Employees Benefits category has increased by 100% or $270,383 due to changes in local accounting practices. Salaries reimbursed (salary costs to/from another budget unit) are now reflected as "Salaries & Employee Benefits," as opposed to "Other Charges."
- The proposed expenditure budget for the Services and Supplies category has increased by 107% or $37,427 due to changes in local accounting practices. Costs associated with sub-contracts are now reflected as "Services and Supplies," as opposed to "Other Charges."
- The proposed expenditure budget for the Other Charges category has decreased by 97% or $554,440 due to changes in local accounting practices. Salaries reimbursed (salary costs to/from another budget unit) are now reflected as "Services and Supplies," as opposed to "Other Charges." In addition, the Native American Initiative grant was discontinued causing a reduction in $75,000, or 13%, of previous years.
- The proposed expenditure budget for the Special Items category has decreased by 100% or $283,426 due to changes in local accounting practices. Cost allocation charges are now reflected as "Other Financing Uses," as opposed to "Special Items."
- The proposed revenue budget for the Other Financing Sources category has increased by 100% or $100,918 due to changes in local accounting practices. Cost allocation charges are now reflected as "Other Financing Sources," as opposed to "Other Charges."

ADDITIONAL FUNDING REQUESTS

Nutrition & Physical Activity submitted no additional requests.

PERSONNEL

There are no personnel changes.

FY 2019-20 PROPOSED BUDGET TABLE — CARE NORCAP 1175-437

	2016-17 Actual	2017-18 Actual	2018-19 Adjusted	2019-20 Requested	2019-20 Proposed	Increase (Decrease)
Revenues						
Other Governmental Agencies	317,702	381,472	238,072	316,300	316,300	78,228
Charges for Current Services	279,275	369,831	435,265	460,501	460,501	25,236
Other Revenues	647	50,000	83,000	83,000	83,000	0
Total Revenues	**597,624**	**801,303**	**756,337**	**859,801**	**859,801**	**103,464**
Expenditures						
Salaries & Employee Benefits	0	0	0	715,930	715,930	715,930
Services and Supplies	46,053	38,614	241,560	172,819	172,819	(68,741)
Other Charges	517,353	623,645	618,913	74,111	74,111	(544,802)
Fixed Assets	0	0	89,999	89,999	89,999	0
Total Expenditures	**563,406**	**662,259**	**950,472**	**1,052,859**	**1,052,859**	**102,387**
Other Financing Sources (Uses)						
Special Items	0	0	194,135	194,135	194,135	0
Other Financing Sources	0	920	0	(1,077)	(1,077)	(1,077)
Other Financing Sources (Uses)	**0**	**920**	**194,135**	**193,058**	**193,058**	**(1,077)**
Net Revenues (Expenditures)	**34,218**	**139,964**	**0**	**0**	**0**	**0**
Additional Funding Support						
1175 Public Health Fund	(34,218)	(139,964)	0	0	0	0
Total Additional Funding Support	**(34,218)**	**(139,964)**	**0**	**0**	**0**	**0**
Staffing Positions						
Allocated Positions	0.00	0.00	0.00	0.00	0.00	0.00

SIGNIFICANT CHANGES

- The proposed revenue budget for the Other Governmental Agencies category has increased by 33% or $78,228 due to a reduction in PrEP Grant and reduction in MAA funding requiring an increase to State Aid Health Realignment.
- The proposed revenue budget for the Charges for Current Services category has increased by 6% or $25,236 due to an anticipated increase in X08 Grant funds.
- The proposed expenditure budget for the Salaries and Employees Benefits category has increased by 100% or $715,930 due to changes in local accounting practices. Salaries reimbursed (salary costs to/from another budget unit) are now reflected as "Salaries & Employee Benefits," as opposed to "Other Charges."
- The proposed expenditure budget for the Services and Supplies category has decreased by 28% or $68,741 due to changes in local accounting practices. Salaries reimbursed (salary costs to/from another budget unit) are now reflected as "Salaries & Employee Benefits," as opposed to "Services and Supplies."
- The proposed expenditure budget for the Other Charges category has decreased by 88% or $544,802 due to changes in local accounting practices. Salaries reimbursed (salary costs to/from another budget unit) are now reflected as "Salaries & Employee Benefits," as opposed to "Other Charges."
- Funding of $89,999 is recommended for fixed assets; additional details on the proposed equipment and projects are available in the Capital Expenditures table.

ADDITIONAL FUNDING REQUESTS

CARE NORCAP submitted no additional requests.

PERSONNEL

There are no personnel changes.

FY 2019-20 PROPOSED BUDGET TABLE — FISCAL AGENT CARE/HOUSING 1175-449

	2016-17 Actual	2017-18 Actual	2018-19 Adjusted	2019-20 Requested	2019-20 Proposed	Increase (Decrease)
Revenues						
Other Governmental Agencies	72,642	168,493	220,629	164,761	164,761	(55,868)
Other Revenues	1,452	0	0	0	0	0
Other Financing Sources	0	28,046	0	0	0	0
Total Revenues	**74,094**	**196,539**	**220,629**	**164,761**	**164,761**	**(55,868)**
Expenditures						
Salaries & Employee Benefits	0	0	0	71,683	71,683	71,683
Services and Supplies	655	1,302	1,723	1,601	1,601	(122)
Other Charges	89,596	167,450	218,906	91,206	91,206	(127,700)
Total Expenditures	**90,251**	**168,752**	**220,629**	**164,490**	**164,490**	**(56,139)**
Other Financing Sources (Uses)						
Other Financing Sources	0	0	0	(271)	(271)	(271)
Other Financing Sources (Uses)	**0**	**0**	**0**	**(271)**	**(271)**	**(271)**
Net Revenues (Expenditures)	**(16,157)**	**27,787**	**0**	**0**	**0**	**0**
Additional Funding Support						
1175 Public Health Fund	16,157	(27,787)	0	0	0	0
Total Additional Funding Support	**16,157**	**(27,787)**	**0**	**0**	**0**	**0**
Staffing Positions						
Allocated Positions	0.00	0.00	0.00	0.00	0.00	0.00

SIGNIFICANT CHANGES

- The proposed revenue budget for the Other Governmental Agencies category has decreased by 25% or $55,868 due to reduced grant funding from the County Medical Services Program (CMSP). This grant funded the Zero Suicide program, which was provider based. It is anticipated that the providers will continue this program.
- The proposed expenditure budget for the Salaries and Employees Benefits category has increased by 100% or $71,683 due to changes in local accounting practices. Salaries reimbursed (salary costs to/from another budget unit) are now reflected as "Salaries & Employee Benefits," as opposed to "Other Charges."
- The proposed expenditure budget for the Other Charges category has decreased by 58% or $127,700 due to changes in local accounting practices. Salaries reimbursed (salary costs to/from another budget unit) are now reflected as "Salaries & Employee Benefits," as opposed to "Other Charges."

ADDITIONAL FUNDING REQUESTS

Fiscal Agent Care/Housing submitted no additional requests.

PERSONNEL

There are no personnel changes.



FY 2019-20 PROPOSED BUDGET TABLE — DRUG FREE COMMUNITY 1175-451

	2016-17 Actual	2017-18 Actual	2018-19 Adjusted	2019-20 Requested	2019-20 Proposed	Increase (Decrease)
Revenues						
Other Governmental Agencies	0	0	125,000	125,000	125,000	0
Total Revenues	**0**	**0**	**125,000**	**125,000**	**125,000**	**0**
Expenditures						
Salaries & Employee Benefits	0	0	0	98,878	98,878	98,878
Services and Supplies	0	0	31,991	22,707	22,707	(9,284)
Other Charges	0	0	93,009	3,226	3,226	(89,783)
Total Expenditures	**0**	**0**	**125,000**	**124,811**	**124,811**	**(189)**
Other Financing Sources (Uses)						
Other Financing Sources	0	0	0	(189)	(189)	(189)
Other Financing Sources (Uses)	**0**	**0**	**0**	**(189)**	**(189)**	**(189)**
Net Revenues (Expenditures)	**0**	**0**	**0**	**0**	**0**	**0**
Staffing Positions						
Allocated Positions	0.00	0.00	0.00	0.00	0.00	0.00

SIGNIFICANT CHANGES

- The proposed expenditure budget for the Salaries and Employees Benefits category has increased by 100% or $98,878 due to changes in local accounting practices. Salaries reimbursed (salary costs to/from another budget unit) are now reflected as "Salaries & Employee Benefits," as opposed to "Other Charges."
- The proposed expenditure budget for the Other Charges category has decreased by 97% or $89,783 due to changes in local accounting practices. Salaries reimbursed (salary costs to/from another budget unit) are now reflected as "Salaries & Employee Benefits," as opposed to "Other Charges."



ADDITIONAL FUNDING REQUESTS

Drug Free Community submitted no additional requests.

PERSONNEL

There are no personnel changes.

FY 2019-20 PROPOSED BUDGET TABLE — ALCOHOL & OTHER DRUGS PREVENTION 1175-452

	2016-17 Actual	2017-18 Actual	2018-19 Adjusted	2019-20 Requested	2019-20 Proposed	Increase (Decrease)
Revenues						
Other Governmental Agencies	5,941	98,217	140,000	109,600	109,600	(30,400)
Other Revenues	0	0	6,889	6,889	6,889	0
Other Financing Sources	0	860	0	0	0	0
Total Revenues	**5,941**	**99,077**	**146,889**	**116,489**	**116,489**	**(30,400)**
Expenditures						
Salaries & Employee Benefits	0	0	0	289,509	289,509	289,509
Services and Supplies	36,746	38,434	51,189	42,442	42,442	(8,747)
Other Charges	264,084	293,418	303,465	32,420	32,420	(271,045)
Special Items	(279,623)	(203,071)	(207,765)	0	0	207,765
Total Expenditures	**21,207**	**128,781**	**146,889**	**364,371**	**364,371**	**217,482**
Other Financing Sources (Uses)						
Other Financing Sources	0	0	0	247,882	247,882	247,882
Other Financing Sources (Uses)	**0**	**0**	**0**	**247,882**	**247,882**	**247,882**
Net Revenues (Expenditures)	**(15,266)**	**(29,704)**	**0**	**0**	**0**	**0**
Additional Funding Support						
1175 Public Health Fund	15,266	29,704	0	0	0	0
Total Additional Funding Support	**15,266**	**29,704**	**0**	**0**	**0**	**0**
Staffing Positions						
Allocated Positions	0.00	0.00	0.00	0.00	0.00	0.00

SIGNIFICANT CHANGES

- The proposed revenue budget for the Other Governmental Agencies category has decreased by 22% or $30,400 due to the Academic Detailing grant concluding in August 31, 2019 resulting in reduction in revenue for Fiscal Year 2019-20.
- The proposed expenditure budget for the Salaries and Employees Benefits category has increased by 100% or $289,509 due to changes in local accounting practices. Salaries reimbursed (salary costs to/from another budget unit) are now reflected as "Salaries & Employee Benefits," as opposed to "Other Charges."
- The proposed expenditure budget for the Special Items category has decreased by 100% or $207,765 due to changes in local accounting practices. Interfund transfers are now reflected as "Other Financing Sources," as opposed to "Special Items."
- The proposed revenue budget for the Other Financing Sources category has increased by 100% or $247,882 due to changes in local accounting practices. Cost allocation charges are now reflected as "Other Financing Sources," as opposed to "Other Charges."

ADDITIONAL FUNDING REQUESTS

Alcohol & Other Drugs Prevention submitted no additional requests.

PERSONNEL

There are no personnel changes.



FY 2019-20 PROPOSED BUDGET TABLE — SUICIDE PREVENTION & STIGMA 1175-454

	2016-17 Actual	2017-18 Actual	2018-19 Adjusted	2019-20 Requested	2019-20 Proposed	Increase (Decrease)
Revenues						
Other Revenues	1,907	8,974	2,700	7,000	7,000	4,300
Total Revenues	**1,907**	**8,974**	**2,700**	**7,000**	**7,000**	**4,300**
Expenditures						
Salaries & Employee Benefits	0	0	0	378,013	378,013	378,013
Services and Supplies	37,169	54,736	48,476	26,282	26,282	(22,194)
Other Charges	309,173	316,402	373,265	27,410	27,410	(345,855)
Special Items	(344,584)	(361,007)	(419,041)	0	0	419,041
Total Expenditures	**1,758**	**10,131**	**2,700**	**431,705**	**431,705**	**429,005**
Other Financing Sources (Uses)						
Other Financing Sources	0	0	0	424,705	424,705	424,705
Other Financing Sources (Uses)	**0**	**0**	**0**	**424,705**	**424,705**	**424,705**
Net Revenues (Expenditures)	**149**	**(1,157)**	**0**	**0**	**0**	**0**
Additional Funding Support						
1175 Public Health Fund	(149)	1,157	0	0	0	0
Total Additional Funding Support	**(149)**	**1,157**	**0**	**0**	**0**	**0**
Staffing Positions						
Allocated Positions	0.00	0.00	0.00	0.00	0.00	0.00

SIGNIFICANT CHANGES

- The proposed expenditure budget for the Salaries and Employees Benefits category has increased by 100% or $378,013 due to changes in local accounting practices. Salaries reimbursed (salary costs to/from another budget unit) are now reflected as "Salaries & Employee Benefits," as opposed to "Other Charges."
- The proposed expenditure budget for the Services and Supplies category has decreased by 46% or $22,194 due changes in local accounting practices. Salaries reimbursed (salary costs to/from another budget unit) are now reflected as "Salaries & Employee Benefits," as opposed to "Services and Supplies."
- The proposed expenditure budget for the Other Charges category has decreased by 93% or $345,855 due to changes in local accounting practices. Salaries reimbursed (salary costs to/from another budget unit) are now reflected as "Salaries & Employee Benefits," as opposed to "Other Charges."
- The proposed expenditure budget for the Special Items category has decreased by 100% or $419,041 due to changes in local accounting practices. Interfund transfers are now reflected as "Other Financing Sources," as opposed to "Special Items."
- The proposed revenue budget for the Other Financing Sources category has increased by 100% or $424,705 due to changes in local accounting practices. Cost allocation charges are now reflected as "Other Financing Sources," as opposed to "Other Charges."

ADDITIONAL FUNDING REQUESTS

Suicide Preventions & Stigma submitted no additional requests.

PERSONNEL

There are no personnel changes.

FY 2019-20 PROPOSED BUDGET TABLE — HOPWA/NORCAP 1175-470

	2016-17 Actual	2017-18 Actual	2018-19 Adjusted	2019-20 Requested	2019-20 Proposed	Increase (Decrease)
Revenues						
Other Governmental Agencies	9,108	7,873	1,752	3,734	3,734	1,982
Charges for Current Services	53,730	66,415	80,913	85,131	85,131	4,218
Total Revenues	**62,838**	**74,288**	**82,665**	**88,865**	**88,865**	**6,200**
Expenditures						
Salaries & Employee Benefits	0	0	0	26,684	26,684	26,684
Services and Supplies	1,309	554	1,681	1,673	1,673	(8)
Other Charges	64,184	56,525	80,984	60,151	60,151	(20,833)
Total Expenditures	**65,493**	**57,079**	**82,665**	**88,508**	**88,508**	**5,843**
Other Financing Sources (Uses)						
Other Financing Sources	0	0	0	(357)	(357)	(357)
Other Financing Sources (Uses)	**0**	**0**	**0**	**(357)**	**(357)**	**(357)**
Net Revenues (Expenditures)	**(2,655)**	**17,209**	**0**	**0**	**0**	**0**
Additional Funding Support						
1175 Public Health Fund	2,655	(17,209)	0	0	0	0
Total Additional Funding Support	**2,655**	**(17,209)**	**0**	**0**	**0**	**0**
Staffing Positions						
Allocated Positions	0.00	0.00	0.00	0.00	0.00	0.00

SIGNIFICANT CHANGES

- The proposed expenditure budget for the Salaries and Employees Benefits category has increased by 100% or $26,684 due to changes in local accounting practices. Salaries reimbursed (salary costs to/from another budget unit) are now reflected as "Salaries & Employee Benefits," as opposed to "Other Charges."
- The proposed expenditure budget for the Other Charges category has decreased by 25% or $20,833 due to changes in local accounting practices. Salaries reimbursed (salary costs to/from another budget unit) are now reflected as "Salaries & Employee Benefits," as opposed to "Other Charges."

ADDITIONAL FUNDING REQUESTS

HOPWA/NORCAP submitted no additional requests.

PERSONNEL

There are no personnel changes.



FY 2019-20 PROPOSED BUDGET TABLE — FAMILY VIOLENCE PREVENTION 1175-488

	2016-17 Actual	2017-18 Actual	2018-19 Adjusted	2019-20 Requested	2019-20 Proposed	Increase (Decrease)
Revenues						
Other Revenues	165	0	0	0	0	0
Total Revenues	**165**	**0**	**0**	**0**	**0**	**0**
Expenditures						
Salaries & Employee Benefits	0	0	0	164,783	164,783	164,783
Services and Supplies	22,739	30,623	18,774	18,323	18,323	(451)
Other Charges	94,416	131,004	157,105	5,186	5,186	(151,919)
Special Items	(128,967)	(158,459)	(175,879)	0	0	175,879
Total Expenditures	**(11,812)**	**3,168**	**0**	**188,292**	**188,292**	**188,292**
Other Financing Sources (Uses)						
Other Financing Sources	0	0	0	188,292	188,292	188,292
Other Financing Sources (Uses)	**0**	**0**	**0**	**188,292**	**188,292**	**188,292**
Net Revenues (Expenditures)	**11,977**	**(3,168)**	**0**	**0**	**0**	**0**
Additional Funding Support						
1175 Public Health Fund	(11,977)	3,168	0	0	0	0
Total Additional Funding Support	**(11,977)**	**3,168**	**0**	**0**	**0**	**0**
Staffing Positions						
Allocated Positions	0.00	0.00	0.00	0.00	0.00	0.00

SIGNIFICANT CHANGES

- The proposed revenue budget for the Other Financing Sources category has increased by 100% or $188,292 due to changes in local accounting practices. Cost allocation charges are now reflected as "Other Financing Sources," as opposed to "Other Charges."
- The proposed expenditure budget for the Salaries and Employees Benefits category has increased by 100% or $164,783 due to changes in local accounting practices. Salaries reimbursed (salary costs to/from another budget unit) are now reflected as "Salaries & Employee Benefits," as opposed to "Other Charges."
- The proposed expenditure budget for the Other Charges category has decreased by 97% or $151,919 due changes in local accounting practices. Salaries reimbursed (salary costs to/from another budget unit) are now reflected as "Salaries & Employee Benefits," as opposed to "Other Charges."
- The proposed expenditure budget for the Special Items category has increased by 100% or $175,879 due to changes in local accounting practices. Salaries reimbursed (salary costs to/from another budget unit) are now reflected as "Salaries & Employee Benefits," as opposed to "Special Items."

ADDITIONAL FUNDING REQUESTS

Family Violence Prevention submitted no additional requests.

PERSONNEL

There are no personnel changes.



MATERNAL, CHILD & ADOLESCENT HEALTH/PUBLIC HEALTH NURSING DIVISION

PROGRAM DISCUSSION BY BUDGET UNIT

Maternal, Child & Adolescent Health and Public Health Nursing (MCAH/PHN) programs protect economically vulnerable populations and provide prevention and early intervention services. Target populations include at-risk people of all ages including: medically fragile individuals, those at risk of institutionalization, individuals in jeopardy of negative health or psychosocial outcomes and individuals with a communicable disease.

MCAH/PHN programs provide services appropriate for the community and address access to care issues for targeted groups that includes nursing case management for medically and socially at-risk infants, children, adults and families.

MCAH/PHN contains the following budget units:

- 1175 416 Public Health Field Nursing
- 1175 418 Child Health & Disability Prevention
- 1175 420 Maternal & Child Health Coordinated Services
- 1175 421 California Home Visiting Program
- 1175 426 Nurse-Family Partnership
- 1175 460 MCAH Personnel
- 1175 493 California Children's Services

Services in the Maternal, Child & Adolescent Health program include general, prenatal, infant, child and adolescent public health activities and services. Core functions include community health assessments and ensuring the provision of health services to vulnerable populations through collaborative activities and policy development. Public Health Nursing staff participates in disaster response, tuberculosis prevention and control, communicable disease investigation and prevention, flu and community immunization clinics and Well Child Dental Visits.

Public Health Field Nursing (PHN) services include:

• Case management for at-risk infants, children and families

• Sudden Infant Death Syndrome prevention and response

• Disaster response

• Communicable disease control

• Partnering with Family Resource Centers and other community providers

• Working collaboratively with Children & Family Services and Adult Protective Services to provide services to high-risk clients

• Providing decentralized services to all communities within Humboldt County.

PHN service teams include Public Health Nurses and Community Health Outreach Workers. PHN field nursing case management services are home-based and incorporate the evidence-based parent training SafeCare®. This curriculum is geared toward families with children under the age of five who are at risk or have been reported for neglect or abuse. Field nursing staff manage offices in Garberville and Willow Creek to support outlying communities and provide decentralized services.

CHDP ensures a fully functioning network of pediatric care providers for low-income families and links families to health insurance products, including Medi-Cal. CHDP works closely with both Medi-Cal's managed care administrator, Partnership HealthPlan of California (PHC), and local providers to ensure continued access to quality services for children in the county. The program provides site visits of providers in collaboration with PHC staff, case management/referrals for children with identified dental and behavioral health needs, and education to community partners about the program.

The CHDP program also works with the Children & Family Services' integrated team to assess, provide referrals, document and evaluate the health status of approximately 500 children in foster care. Foster care

nurses ensure that foster children's physical, dental and developmental needs are met.

The California Home Visiting Program (CHVP) supports 75 additional families in Humboldt and 25 families in Del Norte through the expanded Nurse-Family Partnership (NFP), outlined below.

NFP is an evidence-based maternal and child health program providing nurse home visiting services for first-time, low-income mothers. Outcomes include reduced child abuse rates, increased maternal self-sufficiency and better school achievement, leading to improved economic well-being.

California Children's Services (CCS) serves infants, children and youth up to age 21, who have special health care needs or who are at risk for disabling conditions. CCS staff determine program eligibility and care coordination for more than 700 children. Services for Medi-Cal-eligible CCS children and youth have been incorporated into a Medi-Cal managed care plan contract with PHC. This includes pediatric occupational and physical therapy services provided at the CCS Medical Therapy Unit located at the Humboldt County Office of Education's Glen Paul School for approximately 150 children.

ACCOMPLISHMENTS & GOALS

- Provided community-appropriate levels of service by collaborating with PHC to transition to the Whole Child Model (WCM). CCS remains within DHHS and enrolls children that are eligible for CCS, and managed care provides the case coordination for children enrolled in the plan.
- Managed our resources to ensure sustainability of services by implemented Persimmony, an Electronic Time Study and Case Management System being used by the field nursing, NFP and SafeCare® programs.
- Created opportunities for improved safety and health through the accreditation of DHHS's SafeCare® program by the National SafeCare® Training and Research Center at Georgia State University in October 2018.
- Built inter-jurisdictional and regional cooperation with the deployment of Public Health Nurses to wildfire shelters to Trinity County and preparation for the Carr and Camp fire, though the team was not needed for these incidences.
- Protected vulnerable populations implementing the Adults Field Nursing program giving elderly populations across the county access to and coordination of medical services.
- Create opportunities for improved safety and health by hiring a Mental Health Clinician in the NFP program. This model will improve access to mental health services for first time mothers who may be experiencing perinatal mood disorders and anxiety disorders such as depression, postpartum depression etc.
- Create opportunities for improved safety and health by hiring a Mental Health Clinician in the NFP program. This model will improve access to mental health services for first time mothers who may be experiencing perinatal mood disorders and anxiety disorders such as depression, postpartum depression etc.
- Provide community-appropriate levels of service by continuing to collaborate with the Perinatal Substance Use Disorder (SUD) project to implement screening and care navigation for women with SUD. Outreach will include the development of brochures, clinical guidelines and education to the community regarding cannabis use in pregnant and breastfeeding women.
- Protect vulnerable populations through the nursing division partnering with Emergency Preparedness to strengthen Public Health Nurses' response to disasters.

FY 2019-20 PROPOSED BUDGET TABLE — PUBLIC HEALTH FIELD NURSING 1175-416

	2016-17 Actual	2017-18 Actual	2018-19 Adjusted	2019-20 Requested	2019-20 Proposed	Increase (Decrease)
Revenues						
Other Governmental Agencies	4,200	4,200	4,200	4,200	4,200	0
Charges for Current Services	1,799,713	2,352,451	2,726,141	3,396,198	3,396,198	670,057
Other Governmental Agencies	13,105	14,241	13,105	13,105	13,105	0
Charges for Current Services	72,446	0	0	0	0	0
Other Revenues	0	0	411,150	411,150	411,150	0
Total Revenues	**1,889,464**	**2,370,892**	**3,154,596**	**3,824,653**	**3,824,653**	**670,057**
Expenditures						
Salaries & Employee Benefits	1,117,507	1,245,490	1,798,533	4,430,314	4,430,314	2,631,781
Services and Supplies	970,288	1,345,144	1,707,501	1,039,504	1,039,504	(667,997)
Other Charges	1,354,494	1,125,787	2,185,634	255,748	255,748	(1,929,886)
Fixed Assets	0	89	25,800	34,170	34,170	8,370
Special Items	(1,644,061)	(1,584,602)	(2,562,872)	0	0	2,562,872
Total Expenditures	**1,798,228**	**2,131,908**	**3,154,596**	**5,759,736**	**5,759,736**	**2,605,140**
Other Financing Sources (Uses)						
Services and Supplies	0	0	0	1,936,283	1,936,283	1,936,283
Other Financing Sources	0	0	0	(1,200)	(1,200)	(1,200)
Other Financing Sources (Uses)	**0**	**0**	**0**	**1,935,083**	**1,935,083**	**1,935,083**
Net Revenues (Expenditures)	**91,236**	**238,984**	**0**	**0**	**0**	**0**
Additional Funding Support						
1175 Public Health Fund	(91,236)	(238,984)	0	0	0	0
Total Additional Funding Support	**(91,236)**	**(238,984)**	**0**	**0**	**0**	**0**
Staffing Positions						
Allocated Positions	72.20	73.20	73.20	71.20	71.20	-2.00

SIGNIFICANT CHANGES

- The proposed revenue budget for the Other Governmental Agencies category has increased by 25%, or $670,057, due to negotiated salary and benefit increases funded by State Aid Realignment.
- The proposed expenditure budget for the Salaries & Employee Benefits category has increased by 146%, or $2,631,781, due to changes in local accounting practices. Salaries reimbursed (salary costs to/from another budget unit) are now reflected as "Salaries & Employee Benefits," as opposed to "Other Charges."
- The proposed expenditure budget for the Services & Supplies category has decreased by 39%, or $667,997, due to changes in local accounting practices. Salaries reimbursed (salary costs to/from another budget unit) are now reflected as "Salaries & Employee Benefits," as opposed to "Services & Supplies"
- The proposed expenditure budget for the Other Charges category has decreased by 88%, or $1,929,886, due to changes in local accounting practices. Salaries reimbursed (salary costs to/from another budget unit) are now reflected as "Salaries & Employee Benefits," as opposed to "Other Charges."
- The proposed expenditure budget for the Fixed Assets category has increased by 32% or $8,370 due to building improvement needs at the Willow Creek and Garberville facilities. Funding of $34,170 is recommended for fixed assets; additional details on the proposed equipment and projects are available in the Capital Expenditures table.
- The proposed expenditure budget for the Special Items category has decreased by 100%, or $2,562,872, due to Changes in local accounting practices. Intrafund reimbursements from other budget units are now reflected as "Other Financing Uses" as opposed to "Special Items."
- The proposed revenue budget for the Other Financing Sources category has Increased 100%, or $1,936,283, due to changes in local accounting practices. Intrafund transfers are now reflected as "Other Financing Sources," as opposed to "Other Charges."

ADDITIONAL FUNDING REQUESTS

Public Health Field Nursing submitted no additional requests.

PERSONNEL

A decrease of 2.0 FTE is proposed as these positions have been held vacant and unfunded for a number of years. The proposed changes are as follows:

Deallocate

1.0 Senior Public Health Nurse

1.0 Public Health Nurse



FY 2019-20 PROPOSED BUDGET TABLE — CHILD HEALTH & DISABILITY PREVENTION 1175-418

	2016-17 Actual	2017-18 Actual	2018-19 Adjusted	2019-20 Requested	2019-20 Proposed	Increase (Decrease)
Revenues						
Other Governmental Agencies	561,596	557,943	642,805	820,382	820,382	177,577
Other Revenues	7,121	0	0	0	0	0
Total Revenues	**568,717**	**557,943**	**642,805**	**820,382**	**820,382**	**177,577**
Expenditures						
Salaries & Employee Benefits	0	0	0	1,213,601	1,213,601	1,213,601
Services and Supplies	43,128	36,546	49,520	52,242	52,242	2,722
Other Charges	870,361	849,515	1,103,579	58,093	58,093	(1,045,486)
Special Items	(388,587)	(311,873)	(510,294)	0	0	510,294
Total Expenditures	**524,902**	**574,188**	**642,805**	**1,323,936**	**1,323,936**	**681,131**
Other Financing Sources (Uses)						
Other Financing Sources	0	0	0	503,554	503,554	503,554
Other Financing Sources (Uses)	**0**	**0**	**0**	**503,554**	**503,554**	**503,554**
Net Revenues (Expenditures)	**43,815**	**(16,245)**	**0**	**0**	**0**	**0**
Additional Funding Support						
1175 Public Health Fund	(43,815)	16,245	0	0	0	0
Total Additional Funding Support	**(43,815)**	**16,245**	**0**	**0**	**0**	**0**
Staffing Positions						
Allocated Positions	0.00	0.00	0.00	0.00	0.00	0.00

SIGNIFICANT CHANGES

- The proposed revenue budget for the Other Governmental Agencies category has increased by 14%, or $177,577, due to negotiated salary and benefit increases funded through the Health Care Program for Children in Foster Care caseload relief.
- The proposed expenditure budget for the Salaries & Employee Benefits category has increased by 100% or $1,213,601 due to changes in local accounting practices. Salaries reimbursed (salary costs to/from another budget unit) are now reflected as "Salaries & Employee Benefits," as opposed to "Other Charges."
- The proposed expenditure budget for the Other Charges category has decreased by 95% or $1,045,486 due to changes in local accounting practices. Salaries reimbursed (salary costs to/from another budget unit) are now reflected as "Salaries & Employee Benefits," as opposed to "Other Charges."

ADDITIONAL FUNDING REQUESTS

Child Health & Disability Prevention submitted no additional requests.

PERSONNEL

There are no personnel changes.



FY 2019-20 PROPOSED BUDGET TABLE — MATERNAL, CHILD & ADOLESCENT HEALTH 1175-420

	2016-17 Actual	2017-18 Actual	2018-19 Adjusted	2019-20 Requested	2019-20 Proposed	Increase (Decrease)
Revenues						
Other Governmental Agencies	481,367	439,206	518,455	590,343	590,343	71,888
Charges for Current Services	0	902	15,000	15,000	15,000	0
Other Revenues	44,172	9,334	4,500	4,500	4,500	0
Other Financing Sources	0	47,210	0	0	0	0
Total Revenues	**525,539**	**496,652**	**537,955**	**609,843**	**609,843**	**71,888**
Expenditures						
Salaries & Employee Benefits	0	0	0	510,417	510,417	510,417
Services and Supplies	118,736	64,745	95,190	157,251	86,705	(8,485)
Other Charges	404,823	375,960	442,765	11,284	11,284	(431,481)
Total Expenditures	**523,559**	**440,705**	**537,955**	**678,952**	**608,406**	**70,451**
Other Financing Sources (Uses)						
Other Financing Sources	0	0	0	(1,437)	(1,437)	(1,437)
General Fund Contribution	0	0	0	70,546	0	0
Other Financing Sources (Uses)	**0**	**0**	**0**	**69,109**	**(1,437)**	**(1,437)**
Net Revenues (Expenditures)	**1,980**	**55,947**	**0**	**0**	**0**	**0**
Additional Funding Support						
1175 Public Health Fund	(1,980)	(55,947)	0	0	0	0
Total Additional Funding Support	**(1,980)**	**(55,947)**	**0**	**0**	**0**	**0**
Staffing Positions						
Allocated Positions	0.00	0.00	0.00	0.00	0.00	0.00

SIGNIFICANT CHANGES

- The proposed revenue budget for the Other Governmental Agencies category has increased by 14%, or $71,888, due to negotiated salary and benefit increases funded through federal title 19 funds.
- The proposed expenditure budget for the Salaries & Employee Benefits category has increased by 100% or $510,417 due to changes in local accounting practices. Salaries reimbursed (salary costs to/from another budget unit) are now reflected as "Salaries & Employee Benefits," as opposed to "Other Charges."
- The proposed expenditure budget for the Other Charges category has decreased by 97% or $431,481 due to changes in local accounting practices. Salaries reimbursed (salary costs to/from another budget unit) are now reflected as "Salaries & Employee Benefits," as opposed to "Other Charges."

ADDITIONAL FUNDING REQUESTS

Public Health Field Nursing submitted no additional funding requests.

PERSONNEL

There are no personnel changes.



FY 2019-20 PROPOSED BUDGET TABLE — CALIFORNIA HOME VISITING PROGRAM 1175-421

	2016-17 Actual	2017-18 Actual	2018-19 Adjusted	2019-20 Requested	2019-20 Proposed	Increase (Decrease)
Revenues						
Other Governmental Agencies	969,187	660,146	826,168	871,871	871,871	45,703
Total Revenues	**969,187**	**660,146**	**826,168**	**871,871**	**871,871**	**45,703**
Expenditures						
Salaries & Employee Benefits	0	0	0	773,131	773,131	773,131
Services and Supplies	76,169	69,459	79,655	83,080	83,080	3,425
Other Charges	754,062	632,991	746,513	13,903	13,903	(732,610)
Total Expenditures	**830,231**	**702,450**	**826,168**	**870,114**	**870,114**	**43,946**
Other Financing Sources (Uses)						
Other Financing Sources	0	0	0	(1,307)	(1,307)	(1,307)
Other Financing Uses	0	0	0	(450)	(450)	(450)
Other Financing Sources (Uses)	**0**	**0**	**0**	**(1,757)**	**(1,757)**	**(1,757)**
Net Revenues (Expenditures)	**138,956**	**(42,304)**	**0**	**0**	**0**	**0**
Additional Funding Support						
1175 Public Health Fund	(138,956)	42,304	0	0	0	0
Total Additional Funding Support	**(138,956)**	**42,304**	**0**	**0**	**0**	**0**
Staffing Positions						
Allocated Positions	0.00	0.00	0.00	0.00	0.00	0.00

SIGNIFICANT CHANGES

- The proposed revenue budget for the Other Governmental Agencies category has increased by 6% or $45,703 due to negotiated salary and benefit increases funded through State Aid Realignment.
- The proposed expenditure budget for the Salaries & Employee Benefits category has increased by 100% or $773,131 due to changes in local accounting practices. Salaries reimbursed (salary costs to/from another budget unit) are now reflected as "Salaries & Employee Benefits," as opposed to "Other Charges."
- The proposed expenditure budget for the Other Charges category has decreased by 98% or $732,610 due to changes in local accounting practices. Salaries reimbursed (salary costs to/from another budget unit) are now reflected as "Salaries & Employee Benefits," as opposed to "Other Charges."

ADDITIONAL FUNDING REQUESTS

California Home Visiting Program submitted no additional requests.

PERSONNEL

There are no personnel changes.



FY 2019-20 PROPOSED BUDGET TABLE — NURSE FAMILY PARTNERSHIP 1175-426

	2016-17 Actual	2017-18 Actual	2018-19 Adjusted	2019-20 Requested	2019-20 Proposed	Increase (Decrease)
Revenues						
Other Governmental Agencies	926,065	593,423	672,406	664,560	664,560	(7,846)
Other Revenues	23,090	172	0	100,000	100,000	100,000
Other Financing Sources	0	0	260,000	200,000	200,000	(60,000)
Total Revenues	**949,155**	**593,595**	**932,406**	**964,560**	**964,560**	**32,154**
Expenditures						
Salaries & Employee Benefits	0	0	0	677,269	677,269	677,269
Services and Supplies	82,601	304,871	382,593	328,892	328,892	(53,701)
Other Charges	631,090	374,264	744,013	96,376	96,376	(647,637)
Special Items	(124,761)	(83,904)	(194,200)	0	0	194,200
Total Expenditures	**588,930**	**595,231**	**932,406**	**1,102,537**	**1,102,537**	**170,131**
Other Financing Sources (Uses)						
Other Financing Sources	0	0	0	221,477	221,477	221,477
Other Financing Uses	0	0	0	(83,500)	(83,500)	(83,500)
Other Financing Sources (Uses)	**0**	**0**	**0**	**137,977**	**137,977**	**137,977**
Net Revenues (Expenditures)	**360,225**	**(1,636)**	**0**	**0**	**0**	**0**
Additional Funding Support						
1175 Public Heath Fund	(360,225)	1,636	0	0	0	0
Total Additional Funding Support	**(360,225)**	**1,636**	**0**	**0**	**0**	**0**
Staffing Positions						
Allocated Positions	0.00	0.00	0.00	0.00	0.00	0.00

SIGNIFICANT CHANGES

- The proposed revenue budget for the Other Revenues category has increased by 100% or $100,000 due to a charitable donation made to the Nurse Family Partnership program to expand the program by adding a Mental Health Clinician.
- The proposed revenue budget for the Other Financing Sources category has decreased 23% or $60,000 due to an anticipated decrease to Medi-Cal Administrative Activities (MAA) and Targeted Case Management (TCM) Take-back funds in Fiscal Year 2019-20.
- The proposed expenditure budget for the Salaries & Employee Benefits category has increased by 100% or $677,269 due to changes in local accounting practices. Salaries reimbursed (salary costs to/from another budget unit) are now reflected as "Salaries & Employee Benefits," as opposed to "Other Charges."
- The proposed expenditure budget for the Services & Supplies category has decreased by 14% or $53,701 due to an anticipated decrease to MAA/TCM take-back funds in fiscal year 2019-20.
- The proposed expenditure budget for the Other Charges category has decreased by 87% or $647,637 due to changes in local accounting practices. Salaries reimbursed (salary costs to/from another budget unit) are now reflected as "Salaries & Employee Benefits," as opposed to "Other Charges."
- The proposed expenditure budget for the Special Items category has decreased by 100% or $194,200 due to changes in local accounting practices. Additionally, a draw from CalWorks and CalFresh revenue was utilized to offset intrafund costs.
- The proposed expenditure budget for the Other Financing Uses category has decreased by 100% or $83,500 due to changes in local accounting practices. Intrafund reimbursements from other budget units are now reflected as "Other Financing Uses" as opposed to "Other Charges."

ADDITIONAL FUNDING REQUESTS

Nurse Family Partnership submitted no additional requests.

PERSONNEL

There are no personnel changes.

FY 2019-20 PROPOSED BUDGET TABLE — MCAH PERSONNEL 1175-460

	2016-17 Actual	2017-18 Actual	2018-19 Adjusted	2019-20 Requested	2019-20 Proposed	Increase (Decrease)
Revenues						
Charges for Current Services	(260)	0	0	0	0	0
Total Revenues	**(260)**	**0**	**0**	**0**	**0**	**0**
Expenditures						
Salaries & Employee Benefits	(2,240)	2,350	0	0	0	0
Total Expenditures	**0**	**0**	**0**	**0**	**0**	**0**
Additional Funding Support						
1175 Public Health Fund	(1,980)	2,350	0	0	0	0
Total Additional Funding Support	**(1,980)**	**2,350**	**0**	**0**	**0**	**0**
Staffing Positions						
Allocated Positions	26.95	26.95	24.05	19.50	19.50	-4.55

SIGNIFICANT CHANGES

- This budget unit serves as a personnel budget only. The full cost of salary and benefits in the amount of $2,112,148 are reimbursed by other Public Health programs. Overall, salaries and benefits have increased by 1% or $22,365.

ADDITIONAL FUNDING REQUESTS

MCAH submitted no additional requests.

PERSONNEL

A decrease of 4.55 FTE is proposed. The decrease is due to reevaluation of program staffing need of positions that have been held vacant and unfunded in prior fiscal years. The proposed changes are as follows:

Deallocate

1.75 Physical Therapist

2.80 Medical Office Assistant I/II

The full cost of salaries for this budget unit are reimbursed by other programs and budget units. Due to changes in local accounting practices the salaries reimbursed are now reflected in the Salary and Benefit category as opposed to Expense Transfers, causing a net zero budget.



FY 2019-20 PROPOSED BUDGET TABLE — CALIFORNIA'S CHILDREN'S SERVICES 1175-493

	2016-17 Actual	2017-18 Actual	2018-19 Adjusted	2019-20 Requested	2019-20 Proposed	Increase (Decrease)
Revenues						
Other Governmental Agencies	1,339,941	1,281,056	1,590,056	1,138,108	1,138,108	(451,948)
Charges for Current Services	10,320	10,436	15,000	15,000	15,000	0
Other Revenues	1,030	1,217	3,600	3,600	3,600	0
Total Revenues	**1,351,291**	**1,292,709**	**1,608,656**	**1,156,708**	**1,156,708**	**(451,948)**
Expenditures						
Salaries & Employee Benefits	0	0	0	1,050,102	1,050,102	1,050,102
Services and Supplies	862,847	916,870	1,051,889	304,455	304,455	(747,434)
Other Charges	631,840	717,636	774,153	12,060	12,060	(762,093)
Special Items	(197,772)	(177,553)	(217,386)	0	0	217,386
Total Expenditures	**1,296,915**	**1,456,953**	**1,608,656**	**1,366,617**	**1,366,617**	**(242,039)**
Other Financing Sources (Uses)						
Other Financing Sources	0	0	0	209,909	209,909	209,909
Other Financing Sources (Uses)	**0**	**0**	**0**	**209,909**	**209,909**	**209,909**
Net Revenues (Expenditures)	**54,376**	**(164,244)**	**0**	**0**	**0**	**0**
Additional Funding Support						
1175 Public Heath Fund	(54,376)	164,244	0	0	0	0
Total Additional Funding Support	**(54,376)**	**164,244**	**0**	**0**	**0**	**0**
Staffing Positions						
Allocated Positions	0.00	0.00	0.00	0.00	0.00	0.00

SIGNIFICANT CHANGES

- The proposed revenue budget for the Other Governmental Agencies category has decreased by 28% or $451,948 due to the implementation of Whole Child Model, reducing the caseload for California Children's resulting in a reduction of State and Federal Funding.
- The proposed revenue budget for the Other Financing Sources category has increased by 100% or $209,909 due to changes in local accounting practices. Interfund transfers are now reflected as "Other Financing Sources," as opposed to "Special Items."
- The proposed expenditure budget for the Salaries and Employees Benefits category has increased by 100% or $1,050,102 due to changes in local accounting practices. Salaries reimbursed (salary costs to/from another budget unit) are now reflected as "Salaries & Employee Benefits," as opposed to "Other Charges."
- The proposed expenditure budget for the Other Charges category has decreased by 98% or $762,093 due changes in local accounting practices. Salaries reimbursed (salary costs to/from another budget unit) are now reflected as "Salaries & Employee Benefits," as opposed to "Other Charges."
- The proposed expenditure budget for the Services and Supplies category has decreased by 71% or $747,434 due to changes in local accounting practices. Salaries reimbursed (salary costs to/from another budget unit) are now reflected as "Salaries & Employee Benefits," as opposed to "Other Charges."
- The proposed expenditure budget for the Special Items category has decreased by 100% or $217,386 due to changes in local accounting practices. Interfund transfers are now reflected as "Other Financing Sources," as opposed to "Special Items."

ADDITIONAL FUNDING REQUESTS

California's Children Services submitted no additional requests.

PERSONNEL

There are no personnel changes.

FY 2019-20
PROPOSED BUDGET

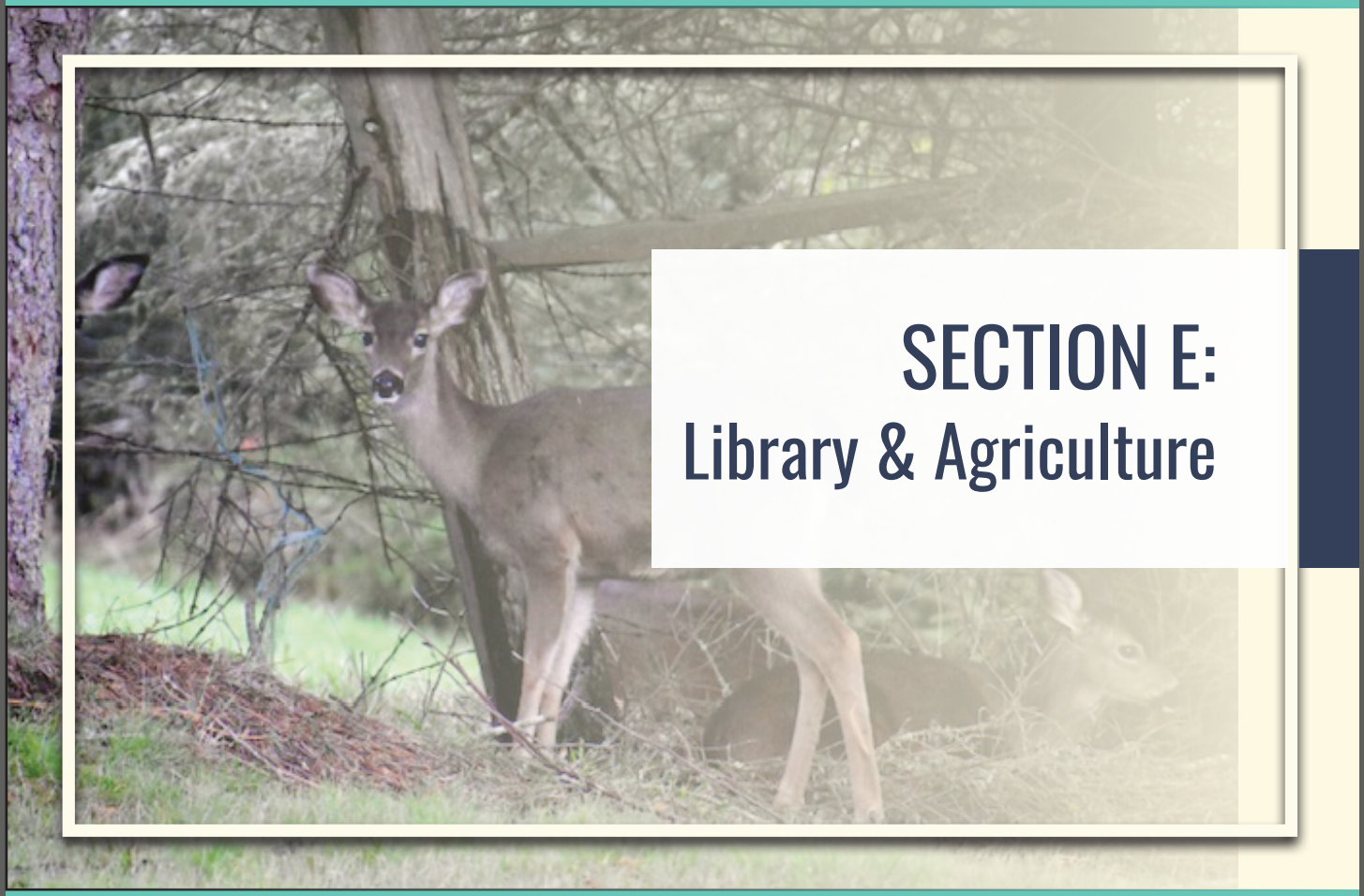

SECTION E:
Library & Agriculture

Agriculture/Sealer of Weights and Measures

Cooperative Extension

Library

DEPARTMENT OF AGRICULTURE

DEPARTMENT HEAD
Jeff M. Dolf, Agricultural Commissioner/Sealer of Weights & Measures

The Agricultural Commissioner/Sealer of Weights & Measures (Commissioner/Sealer) is responsible for the local administration and enforcement of all laws and regulations that pertain to the office of the Department of Agriculture in Humboldt County. The Commissioner/Sealer protects and promotes the agricultural industry, environment, public health and safety in Humboldt County and the state. These goals are accomplished through the management of programs designed to achieve the department's mission through public outreach, education and enforcement authority.

BUDGET OVERVIEW		FY 2019-20
Total Expenditures	$	1,484,335
Total Revenues/Use of Fund Balance	$	927,087
Total General Fund Contribution	$	557,248
Total Personnel		8.0
% General Fund Contribution		37%

PROGRAM DISCUSSION BY BUDGET UNIT

Agriculture Programs (1100-261):

This budget unit performs State and local cannabis cultivation site inspections to verify compliance with relevant state and local permit and/or license requirements; provides local enforcement of all state pesticide laws and regulations and ensures compliance; administers local State Organic Program activities including registrations, amendments, compliance inspections and complaint investigations; prevents the introduction and artificial spread of harmful invasive insect and plant disease pests by inspecting incoming shipments and monitoring for presence of harmful exotic pests; oversees the direct marketing of agricultural products through Certified Farmer's Markets and inspections of certified market producers.

The Pest Management Program manages weed pests of agriculture and assists the public with identifying invasive weeds, pests and wood-destroying insects; and monitors agricultural preserve contracts for program compliance.

In addition, this budget unit is also responsible for Weights and Measures Programs which includes inspecting annually all commercial weighing and measuring devices including: grocery scales, cattle and vehicle scales, gasoline pumps, and electric and vapor meters; testing packaged goods offered for sale to ensure package labeling, weight and advertised pricing accuracy; and assuring minimum quality standards for most automotive products and regulates the advertising and labeling of these products.

Wildlife Services (1100-279):

This budget unit provides protection to the general public and farming and ranching businesses from the risks posed by exposure to wildlife diseases and damage or losses of domestic animals from wildlife predation. A Wildlife Services specialist is critical to public health and safety in Humboldt County because of the high rates of rabies infection endemic in local wildlife populations.

The Department of Agriculture supports the Board of Supervisors' Strategic Framework by enforcing laws and regulations to protect residents, encouraging new local enterprise, and managing our resources to ensure sustainability of services.

FY 2019-20 PROPOSED DEPARTMENTAL BUDGET TABLE AGRICULTURE/WEIGHTS & MEASURES

	2016-17 Actual	2017-18 Actual	2018-19 Adjusted	2019-20 Requested	2019-20 Proposed	Increase (Decrease)
Revenues						
Other Governmental Agencies	364,126	371,967	455,616	595,738	595,738	140,122
Charges for Current Services	163,759	437,830	1,408,980	174,300	174,300	(1,234,680)
Other Revenues	3,732	60	157,049	157,049	157,049	0
Total Revenues	**531,617**	**809,857**	**2,021,645**	**927,087**	**927,087**	**(1,094,558)**
Expenditures						
Salaries & Employee Benefits	748,049	773,788	887,044	926,056	926,056	39,012
Services and Supplies	173,671	471,944	1,425,484	208,978	208,978	(1,216,506)
Other Charges	100,370	46,976	58,592	39,670	39,670	(18,922)
Fixed Assets	25,992	0	260,929	194,949	194,949	(65,980)
Total Expenditures	**1,048,082**	**1,292,708**	**2,632,049**	**1,369,653**	**1,369,653**	**(1,262,396)**
Other Financing Sources (Uses)						
Other Financing Sources	0	0	20,000	(114,682)	(114,682)	(134,682)
General Fund Contribution	0	0	0	557,248	557,248	557,248
Total Other Financing Sources (Uses)	**0**	**0**	**20,000**	**442,566**	**442,566**	**422,566**
Net Revenues (Expenditures)	**(516,465)**	**(482,851)**	**(590,404)**	**0**	**0**	**590,404**
Additional Funding Support						
1100 General Fund	516,465	482,851	590,404	0	0	(590,404)
Total Additional Funding Support	**516,465**	**482,851**	**590,404**	**0**	**0**	**(590,404)**
Staffing Positions						
Allocated Positions	7.00	8.00	8.00	8.00	8.00	0.00

ACCOMPLISHMENTS & GOALS

- Enforced laws to protect residents and encouraged new local enterprise by implementing a local track and trace program for Humboldt County cannabis program permittees and establishing a Humboldt County proof-of-origin branding.
- Managed resources to ensure sustainability of services by contracting with CalCannabis to conduct state temporary license inspections allowing for concurrent local inspections without charge to permittees.
- Enforced laws to protect residents by beginning process of evaluating California Environmental Quality Act (CEQA) compliance for the United States Department of Agriculture (USDA) Wildlife Services Program through meetings with environmentalists and USDA.

- Encourage new local enterprise by completing all state and local cannabis program permittee/licensee inspections.
- Enforce laws and regulations to protect residents by ensuring that all cannabis cultivators inspected by the Office are in compliance with pesticide laws and regulations, and weights and measures requirements.
- Encourage new local enterprise by working with the Board of Supervisors and Planning Department to develop local policies that facilitate co-cultivation of cannabis and industrial hemp resulting in diversified and enhanced agricultural sector contributions to Humboldt County's economy.
- Manage resources to ensure sustainability of services by purchasing and implementing a new state-wide timekeeping and State monthly reporting program for the Commissioner's office programs.
- Enforce laws and regulations to protect residents by supporting and completing the development of appropriate environmental compliance for the USDA Wildlife Services Program, as needed.

FISCAL YEAR 2019-20

TOTAL REVENUES

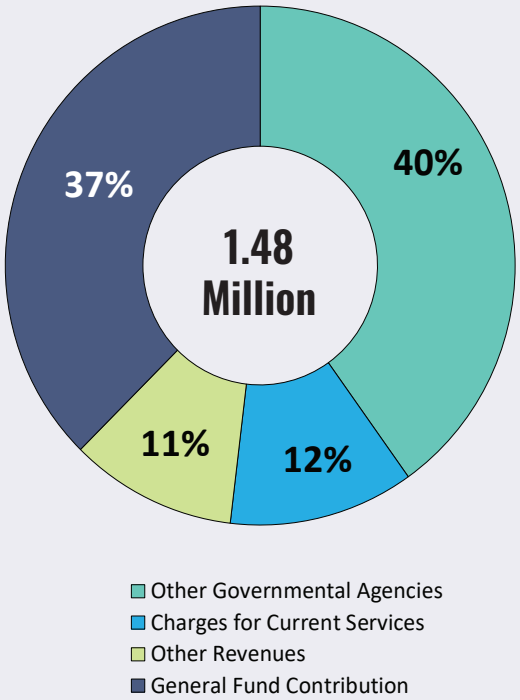

TOTAL EXPENDITURES

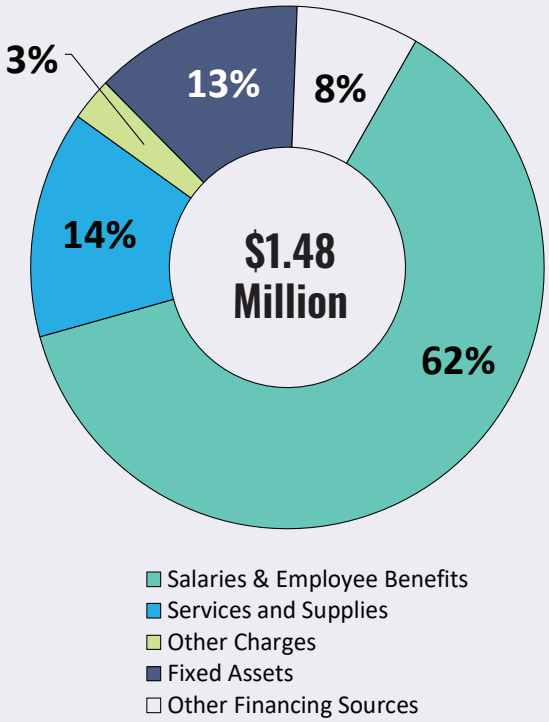

BY PROGRAM AREA

PERMANENT POSITIONS



EXPENDITURES

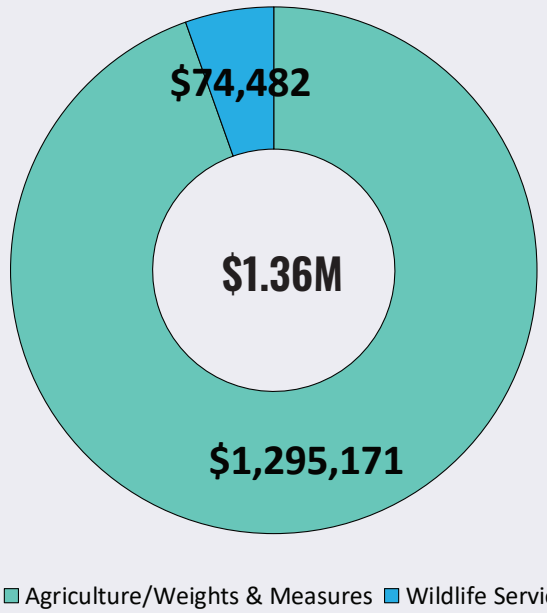

FY 2019-20 PROPOSED BUDGET TABLE — AGRICULTURE 1100-261

	2016-17 Actual	2017-18 Actual	2018-19 Adjusted	2019-20 Requested	2019-20 Proposed	Increase (Decrease)
Revenues						
Other Governmental Agencies	342,770	349,235	430,778	595,738	595,738	164,960
Charges for Current Services	163,759	437,830	1,408,980	174,300	174,300	(1,234,680)
Other Revenues	3,732	60	157,049	157,049	157,049	0
Total Revenues	**510,261**	**787,125**	**1,996,807**	**927,087**	**927,087**	**(1,069,720)**
Expenditures						
Salaries & Employee Benefits	748,049	773,788	887,044	926,056	926,056	39,012
Services and Supplies	104,836	401,737	1,353,171	134,496	134,496	(1,218,675)
Other Charges	100,370	46,976	58,592	39,670	39,670	(18,922)
Fixed Assets	25,992	0	260,929	194,949	194,949	(65,980)
Total Expenditures	**979,247**	**1,222,501**	**2,559,736**	**1,295,171**	**1,295,171**	**(1,264,565)**
Other Financing Sources (Uses)						
Other Financing Sources	0	0	20,000	(114,682)	(114,682)	(134,682)
General Fund Contribution	0	0	0	482,766	482,766	482,766
Total Other Financing Sources (Uses)	**0**	**0**	**20,000**	**368,084**	**368,084**	**348,084**
Net Revenues (Expenditures)	**(468,986)**	**(435,376)**	**(542,929)**	**0**	**0**	**542,929**
Additional Funding Support						
1100 General Fund	468,986	435,376	542,929	0	0	(542,929)
Total Additional Funding Support	**468,986**	**435,376**	**542,929**	**0**	**0**	**(542,929)**
Staffing Positions						
Allocated Positions	8.00	8.00	8.00	8.00	8.00	0.00

SIGNIFICANT CHANGES

- The proposed revenue budget for the Other Governmental Agencies category has increased by 38% or $164,960 due to increased local disbursements of unclaimed gas tax revenue as the result of the passage of the State transportation bill (SB 1). State revenue is also increased due to state contracts to perform CalCannabis cultivation license inspections and Department of Pesticide Regulation reimbursements for pesticide use enforcement compliance inspections for cannabis cultivators.
- The proposed revenue budget for the Charges for Current Services category has decreased by 88% or $1,234,680 due to Board of Supervisors termination of the local CalOrigin track and trace program.
- The proposed expenditure budget for the Services & Supplies category has decreased by 90% or $1,218,675 due to Board of Supervisors termination of the CalOrigin track and trace program.
- The proposed expenditure budget for the Other Charges category has decreased by 32% or $18,922 due to changes in local accounting practices. Cost allocation charges are now reflected as "Other Financing Uses," as opposed to "Other Charges."
- The proposed expenditure budget for the Fixed Assets category has decreased by 25% or $65,980 due to a one-time allocation in FY 2018-19 to upgrade wireless capabilities and to purchase a vehicle. Funding of $194,949 is recommended for fixed assets; additional details on the proposed equipment and projects are available in the Capital Expenditures table.
- The proposed budget for the Other Financing Sources category has increased by 100% or $134,682 primarily due to changes in local accounting practices. Cost allocation charges are now reflected as "Other Financing Uses," as opposed to "Other Charges." Cost allocation charges have actually increased 100% or $92,229 as approved by the State Controller.
- The proposed General Fund contribution has increased by 100% or $482,766 due to changes in local accounting practices. Contributions from

SIGNIFICANT CHANGES

the General Fund are now reflected as "Other Financing Sources (Uses)." The proposed General Fund contribution has actually decreased by 11% or $60,163 due to a one-time allocation in FY 2018-19 to upgrade WiFi in the Agricultural Building. In addition, a portion of the General Fund contribution is being shared with Wildlife Services (1100-279).

ADDITIONAL FUNDING REQUESTS

Agricultural Commissioner submitted no additional funding requests.

PERSONNEL

There are no personnel changes.



FY 2019-20 PROPOSED BUDGET TABLE — WILDLIFE SERVICES 1100-279

	2016-17 Actual	2017-18 Actual	2018-19 Adjusted	2019-20 Requested	2019-20 Proposed	Increase (Decrease)
Revenues						
Other Governmental Agencies	21,356	22,732	24,838	0	0	(24,838)
Total Revenues	**21,356**	**22,732**	**24,838**	**0**	**0**	**(24,838)**
Expenditures						
Services and Supplies	68,835	70,207	72,313	74,482	74,482	2,169
Total Expenditures	**68,835**	**70,207**	**72,313**	**74,482**	**74,482**	**2,169**
Other Financing Sources (Uses)						
General Fund Contribution	0	0	0	74,482	74,482	74,482
Total Other Financing Sources (Uses)	**0**	**0**	**0**	**74,482**	**74,482**	**74,482**
Net Revenues (Expenditures)	**(68,835)**	**(70,207)**	**(47,475)**	**0**	**0**	**72,313**
Additional Funding Support						
1100 General Fund	47,479	47,475	47,475	0	0	(47,475)
Total Additional Funding Support	**47,479**	**47,475**	**47,475**	**0**	**0**	**(47,475)**
Staffing Positions						
Allocated Positions	0.00	0.00	0.00	0.00	0.00	0.00

SIGNIFICANT CHANGES

- The proposed revenue budget for the Other Governmental Agencies category has decreased by 100% or $24,838 due to State Aid for Agriculture revenues that will be credited to the Agriculture Commissioner's Office (261) instead of Wildlife Services (279).
- The proposed budget for the General Fund Contribution has increased by 100% or $74,482 due to changes in local accounting practices. Contributions from the General Fund are now reflected as "Other Financing Sources (Uses)." The proposed General Fund contribution has actually increased by 57% or $27,007. This is due to shifting a portion of the Agricultural Commissioner's General Fund allocation to Wildlife Services.

ADDITIONAL FUNDING REQUESTS

Wildlife Services submitted no additional funding requests.

PERSONNEL

There are no personnel changes.



HUMBOLDT COOPERATIVE EXTENSION (1100 632)

DEPARTMENT HEAD
Yana Valachovic, County Director/Forest Advisor

The Cooperative Extension Department's purpose is to provide educational opportunities and perform local research, in order to answer questions and solve problems relevant to government, industry and the citizens of Humboldt County. This department is a component of the larger University of California Cooperative Extension (UCCE) state-wide system that links University of California (UC) faculty and specialists to counties.

BUDGET OVERVIEW	FY	2019-20
Total Expenditures	$	217,255
Total Revenues/Use of Fund Balance	$	7,200
Total General Fund Contribution	$	210,055
Total Personnel		1.54
% General Fund Contribution		97%

PROGRAM DISCUSSION BY BUDGET UNIT

UCCE is jointly funded by the county, the UC and the United States (US) Department of Agriculture.

Within this 106-year partnership, county funding provides clerical staff, operational support, transportation and office space. The UC funding contributes approximately $500,000 annually for 12 positions, including advisors, research assistants and program representatives. In addition, UC staff seek outside funding sources to benefit the partnership and typically secure approximately $300,000 to $600,000 annually in grant funding for staff and project funding. Volunteers donate thousands of hours through 4-H leader positions, Master Gardeners, and Master Food Preserver programs. UCCE shares UC resources to benefit the Department of Agriculture by providing wireless internet to the Agriculture Center.

The department assists agriculture, natural resource producers, landowners and industries in addressing production problems, conducting local research to address important economic and environmental issues, and providing continuing education opportunities. UCCE also organizes and conducts educational workshops, field days and seminars, as well as provides educational materials to the public to cover a range of topics from farming and home pests to forest and rangeland management.

The Department has four specialized programs. The 4-H Youth Development program provides youth with educational projects and events that teach life skills in agriculture, environmental education, consumer and family science, health, civic engagement, communications, technology and engineering. UCCE also provides nutrition education to low-income community members, including at-risk and minority populations through the Expanded Food and Nutrition Education program. The Master Food Preserver program is an intensive, train-the-trainer program for educational outreach in food preservation. The Master Gardener program extends UC research-based information about home horticulture and pest control management to the public.

The Cooperative Extension program includes budget unit 1100-632 and supports the Board's Strategic Framework by creating opportunities for improved safety and health, encouraging local enterprise, and providing community-appropriate levels of service.

FY 2019-20 PROPOSED BUDGET TABLE — COOPERATIVE EXTENSION 1100-632

	2016-17 Actual	2017-18 Actual	2018-19 Adjusted	2019-20 Requested	2019-20 Proposed	Increase (Decrease)
Revenues						
Charges for Current Services	4,000	4,000	4,000	4,000	4,000	0
Other Revenues	6,403	3,080	3,200	3,200	3,200	0
Total Revenues	**10,403**	**7,080**	**7,200**	**7,200**	**7,200**	**0**
Expenditures						
Salaries & Employee Benefits	108,429	118,816	128,720	128,683	128,683	(37)
Services and Supplies	43,417	39,924	48,539	56,288	56,288	7,749
Other Charges	10,110	15,146	16,855	17,659	17,659	804
Fixed Assets	0	0	0	14,625	14,625	14,625
Special Items	(3,000)	(3,000)	(3,000)	0	0	3,000
Total Expenditures	**158,956**	**170,886**	**191,114**	**217,255**	**217,255**	**26,141**
Other Financing Sources (Uses)						
General Fund Contribution	0	0	0	210,055	210,055	210,055
Total Other Financing Sources (Uses)	**0**	**0**	**0**	**210,055**	**210,055**	**210,055**
Net Revenues (Expenditures)	**(148,553)**	**(163,806)**	**(183,914)**	**0**	**0**	**183,914**
Additional Funding Support						
1100 General Fund	148,553	163,806	183,914	0	0	(183,914)
Total Additional Funding Support	**148,553**	**163,806**	**183,914**	**0**	**0**	**(183,914)**
Staffing Positions						
Allocated Positions	1.54	1.54	1.54	1.54	1.54	0.00

SIGNIFICANT CHANGES

- The proposed expenditure budget for the Fixed Assets category has increased by 100% or $14,625 due to purchasing a new four-door, 4-wheel drive vehicle to replace an aging two-door truck. Funding of $14,625 is recommended for fixed assets; additional details on the proposed equipment and projects are available in the Capital Expenditures table.

- The proposed budget for the General Fund Contribution has increased by 100% or $210,055 due to changes in local accounting practices. Contributions from the General Fund are now reflected as "Other Financing Sources (Uses)." The proposed General Fund contribution has actually increase by 14% or $26,141. This increase is due to recommending additional General Fund requests for a vehicle and kitchen appliances.

PERSONNEL

There are no personnel changes.

ADDITIONAL FUNDING REQUESTS

Cooperative Extension submitted the following two additional funding requests:

1. $14,625 to upgrade a vehicle to four-wheel drive.
2. $6,000 to make kitchen repairs to the Auditorium in the Agricultural Center.

These additional funding requests are recommended at this time.



FISCAL YEAR 2019-20

TOTAL REVENUES

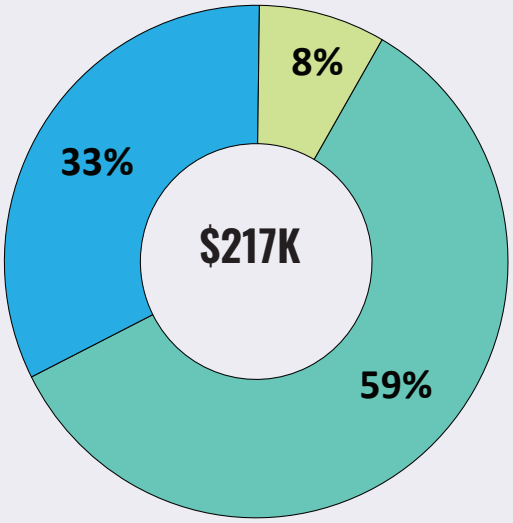

TOTAL EXPENDITURES

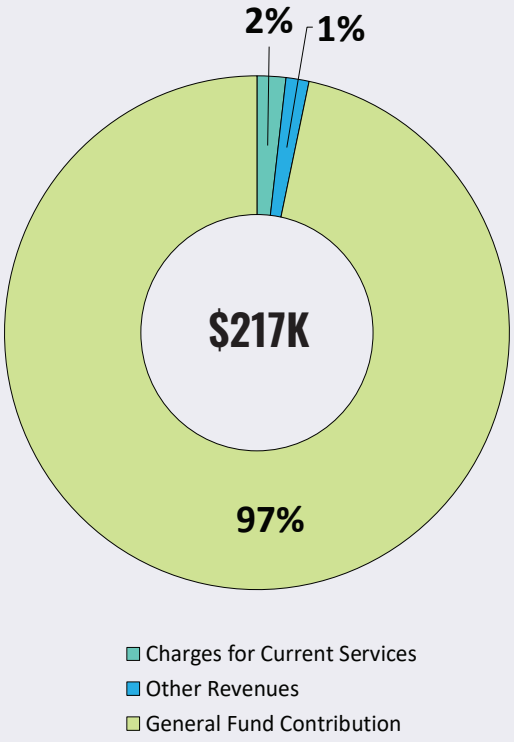

BY PROGRAM AREA

PERMANENT POSITIONS



EXPENDITURES



ACCOMPLISHMENTS

- Supported the self-reliance of citizens over the last year via the Master Food Preserver Program, which had 17 graduates (the largest class yet). These volunteers collectively provide 3,884 volunteer hours in demonstration and teaching. In addition, Cooperative Extension initiated a Junior Master Food Preserver program at Orleans Elementary and Arcata High and had great participation. Furthermore, 4-H has responded to local needs by supporting a wide diversity of projects, including a focus on technology training through Google Computer Science Education. 4-H has also developed strong relationships with local tribal communities by supporting youth garden education and strengthening peer and adult connections to help promote positive youth development.

- Engaged in discussions of regional economic future by participating in workshops, conferences and regional meetings, and interacting with policy makers and agencies. In 2018 Cooperative Extension expanded their prescribed burn program and helped form the Humboldt County Prescribed Burn Association to empower landowners to manage their lands for increased resilience to wildfire and to increase profitability of ranches through improved range health, reduced costs to invasive species management, and increased wildlife abundance for hunting enterprises.

- Engaged in discussion of regional economic future by participating in groups, partnerships, workshops, conferences and regional meetings. Cooperative Extension hosted a workshop to discuss timber market trends and the interaction of cannabis production on resource lands in 2018. Staff focused some the educational effort to target mineral nutrition of beef cattle to help producers reduce livestock diseases and increase weight gains.

- Facilitated public/private partnerships to solve problems by working collaboratively and cooperatively to bring groups together to conduct research. In 2018 the North Coast Youth Summit provided leadership training opportunities for 200 middle and high school youth from Humboldt, Del Norte, Mendocino, and Siskiyou Counties. The event was organized by Cooperative Extension in partnership with the Department of Health and Human Services, Humboldt State University, College of the Redwoods, Humboldt County Office of Education, Tri Counties Bank, and Coast Central Credit Union.

- Sought outside funding sources to benefit Humboldt County needs to develop and deliver key programming and conduct research around key North Coast natural resource issues including wildfire preparedness, ecological benefits of prescribed fire, oak woodland management, water demands from Douglas-fir encroachment into oak woodlands, drought management, sustainable agriculture, forest health, and greenhouse gas benefits from forest management.

GOALS

- Support the self-reliance of citizens with education and training around prescribed fire to encourage ecosystem, cultural, and fuel reduction benefits.

- To advance local interests in natural resource discussions by playing an active role in the development and implementation of fire-related legislative efforts. These bills seek to enhance workforce development in prescribed fire and fuels reduction training, improvements to defensible space guidance, and funding to implement construction related retrofits to improve home and building wildfire resiliency.



LIBRARY (1500 621)

DEPARTMENT HEAD
Nick Wilczek, Director of Library Services

The purpose of the library is to use its collective tools - staff, books, electronic resources, etc., to improve society and make our community a more literate, safe, and healthy place to live.

BUDGET OVERVIEW		FY 2019-20
Total Expenditures	$	3,896,141
Total Revenues/Use of Fund Balance	$	3,497,973
Total General Fund Contribution	$	398,168
Total Personnel		27.80
% General Fund Contribution		10%

PROGRAM DISCUSSION BY BUDGET UNIT

The Humboldt County Library (HCL) serves the county's estimated 136,000 residents through a main library in Eureka, two branch libraries, eight smaller outlets, and one bookmobile. The Eureka library functions as the operational headquarters for HCL and houses many of the services that support the library system as a whole. The library has adapted its programs and services to the needs of different communities throughout the county, and reaches even the most rural and remote communities through the bookmobile and other remote access services.

Humboldt County has a long and distinguished history of public library service. In 1878, Eureka became the first city in California to support a free public library with public funds. The library has supported life-long learning in our community for almost 150 years. Although many things have changed during that time, the core mission has stayed the same: the library is here to improve our community.

HCL provides community-wide access to books, eBooks, audiobooks, movies, and government and historical documents. The library is also a provider of free access to the Internet, as all county libraries offer public computers and public WiFi. In addition to the aforementioned materials, the library offers professional reference services, classes, lectures, programs, and opportunities for social connection.

The Library includes budget unit 1500-621 and supports the Board of Supervisors' Strategic Framework by fostering transparent, accessible, welcoming and user-friendly services and encouraging new local enterprise.

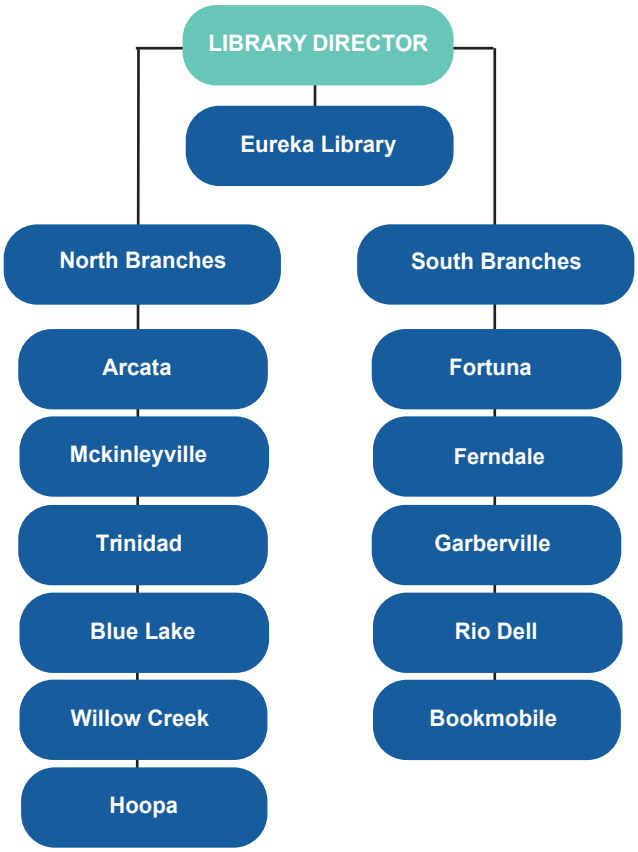

FY 2019-20 PROPOSED BUDGET TABLE — LIBRARY 1500-621

	2016-17 Actual	2017-18 Actual	2018-19 Adjusted	2019-20 Requested	2019-20 Proposed	Increase (Decrease)
Revenues						
Taxes	2,425,765	2,550,521	2,504,293	2,614,467	2,614,467	110,174
Use of Money and Property	2,531	3,854	3,868	3,900	3,900	32
Other Governmental Agencies	409,350	429,608	412,756	438,606	438,606	25,850
Charges for Current Services	67,029	55,843	53,400	55,000	55,000	1,600
Other Revenues	393,189	330,493	316,400	386,000	386,000	69,600
General Fund Contribution	313,221	425,065	374,296	524,526	398,168	23,872
Total Revenues	**3,611,085**	**3,795,384**	**3,665,013**	**4,022,499**	**3,896,141**	**231,128**
Expenditures						
Salaries & Employee Benefits	2,337,953	1,956,923	2,381,530	2,424,027	2,424,027	42,497
Services and Supplies	964,718	927,018	998,882	1,137,204	1,070,846	71,964
Other Charges	323,786	175,649	523,283	201,268	201,268	(322,015)
Fixed Assets	43,068	0	15,000	60,000	0	(15,000)
Total Expenditures	**3,669,525**	**3,059,590**	**3,918,695**	**3,822,499**	**3,696,141**	**(222,554)**
Other Financing Sources (Uses)						
Other Financing Sources	0	0	0	(200,000)	(200,000)	(200,000)
Total Other Financing Sources (Uses)	**0**	**0**	**0**	**(200,000)**	**(200,000)**	**(200,000)**
Net Revenues (Expenditures)	**(58,440)**	**735,794**	**(253,682)**	**0**	**0**	**253,682**
Additional Funding Support						
1500 County Library	58,440	(735,794)	253,682	0	0	(253,682)
Total Additional Funding Support	**58,440**	**(735,794)**	**253,682**	**0**	**0**	**(253,682)**
Staffing Positions						
Allocated Positions	29.34	29.80	29.80	27.80	27.80	(2.00)

SIGNIFICANT CHANGES

- The proposed revenue budget for the Other Governmental Agencies category has increased by 6% or $25,850 due to a Humboldt Library Foundation grant for strategic planning initiative.
- The proposed revenue budget for the Other Revenues category has increased by 22% or $69,600 due to historical trends related to Library donations and book sales.
- The proposed General Fund Contribution has increased by 6% or $23,872 due to a one-time allocation for the first year's salary expense for an Assistant Library Director.
- The proposed expenditure budget for the Services & Supplies category has increased by 7% or $71,964 due to computer and copier replacement, increased software licensing costs and increases in utility expenses.
- The proposed expenditure budget for the Other Charges category has decreased by 62% or $322,015 due to reduced ADA charges as many of the ADA barrier removal needs were met in FY 2018-19. In addition, there have been changes in local accounting practices. Cost allocation charges are now reflected as "Other Financing Uses", as opposed to "Other Charges".
- The proposed expenditure budget for the Fixed Assets category has decreased by 100% or $15,000 due to a one-time allocation in FY 2018-19 for the purchase of a microfilm reader and necessary building modifications.
- The proposed budget for the Other Funding Sources/ (Uses) category has increased by 100% or $200,000 due to changes in local accounting practices. Cost allocation charges are now reflected as "Other Financing Uses", as opposed to "Other Charges".

FISCAL YEAR 2019-20

TOTAL REVENUES

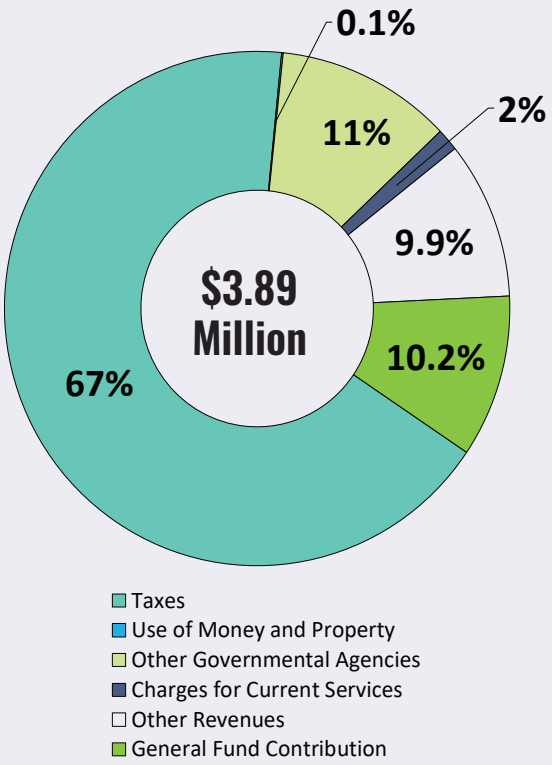

TOTAL EXPENDITURES

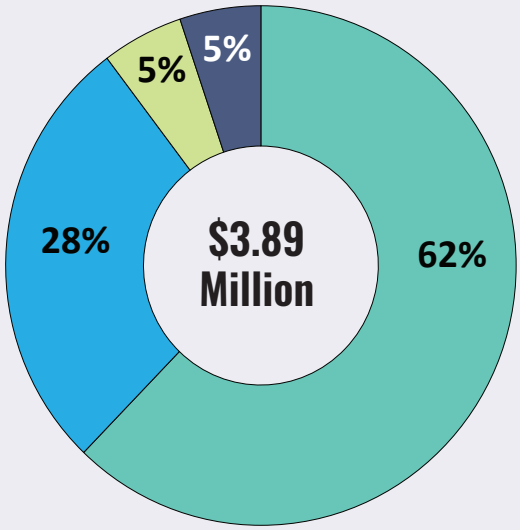

BY PROGRAM AREA

PERMANENT POSITIONS

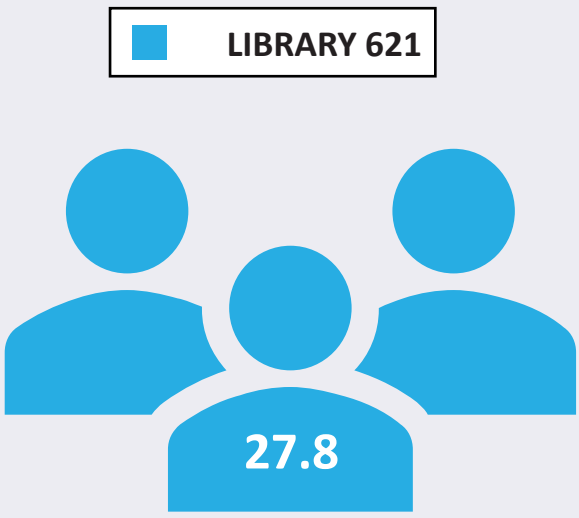

EXPENDITURES

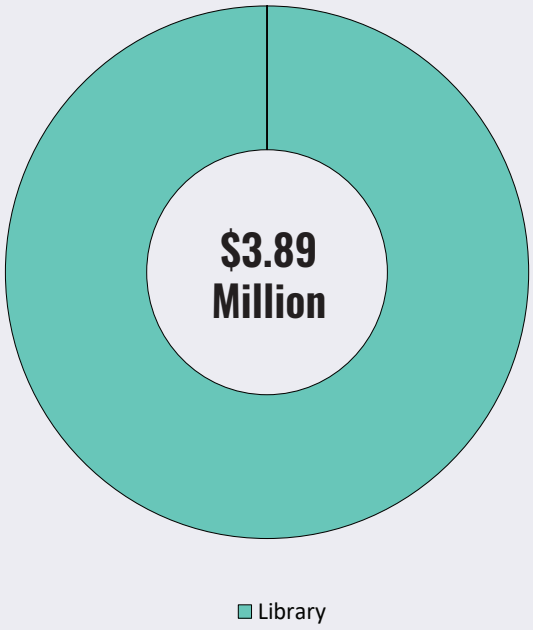

ACCOMPLISHMENTS & GOALS

- Fostered transparent, accessible, welcoming and user-friendly services by rewriting the circulation procedures to make library materials more easily accessible, and to make obtaining a library card easier.
- Invested in county employees by engaging staff with the creation of Project Teams and a Planning Committee. Both groups are designed to gain input from voices across the library system and allow staff to make large-scale, substantive contributions and changes.
- Protected vulnerable populations with the Fortuna Library serving as a temporary location for Women, Infants, and Children (WIC). When Fortuna WIC was in need of a new location to provide services, the library was able to partner with WIC until a permanent facility is available. This partnership allows for WIC to provide uninterrupted services to the community.
- Provided community-appropriate levels of service by partnering with College of the Redwoods Adult Education to provide free, basic computer classes. Upcoming free classes include basic job skills and general education preparation
- Facilitated public/private partnerships with Eureka Community Services Department, CR Adult Education, KEET, Access Humboldt, the Clarke Museum, HACHR, Eureka High School, local businesses, and other governmental organizations to provide services to the Citizens' of Humboldt County.
- Sought outside funding sources to benefit Humboldt County needs by receiving grants in excess of $150,000 during the past fiscal year.
- Protected vulnerable populations by creating and implementing a children's fine forgiveness program. The program is funded through an ACEs grant, and is built on the premise that literacy, connection to ideas, and a compassionate atmosphere can be vital factors in mitigating the effects childhood trauma.
- Provide community-appropriate levels of service with the creation of a new library account type and services to support community members experiencing homelessness and or without a permanent address. An address will not be required to borrow materials.
- Encourage new local enterprises by working with Economic Development and outside organizations to create and host a Local Business Expo.
- Foster transparent, accessible, welcoming and user-friendly services by implementing a new customer service initiative aimed towards creating increasingly positive customer experiences, building social & political capital.
- Protect vulnerable populations by obtaining ACEs grant funding through DHHS.
- Provide community-appropriate levels of service by developing a library strategic plan.

ADDITIONAL FUNDING REQUESTS

The Library submitted the following two additional funding requests:

1. $60,000 for a generator and hot water heater to ensure the library's availability as a staging area and public shelter during natural disasters or other crises.
2. $66,358 to continue to contract for the addition of two security guards during all open hours at the Eureka Main Library. This request was also submitted to the Measure Z Citizens' Advisory Committee but was not recommended for funding.

These additional funding requests are not recommended at this time. While these requests have merit they did not meet a priority level that allowed for them to be funded based on available financial resources.

MEASURE Z FUNDING REQUEST

The Library submitted the following additional funding request: $66,358 to hire two additional security guards at the Eureka Library.

This additional funding request is not recommended at this time. While this request has merit it did not receive a priority ranking that allowed for it to be funded based on available Measure Z funding. All Measure Z requests were reviewed and prioritized by the Citizens' Advisory Committee and the Board of Supervisors.

PERSONNEL

A decrease of 2.0 FTE is proposed. The decrease is due to reallocating positions to allow for succession planning. In addition, 2.0 FTE historically held vacant and unfunded are being deallocated. This overall reduction will not impact the service levels currently expected of the Library.

Deallocate

4.0 Librarian I/II (37.5)

Allocate

2.0 Supervising Librarian (37.5)



COUNTY OF HUMBOLDT
The Home of the Redwoods

FY 2019-20
PROPOSED BUDGET



SECTION F:
Planning & Building

Building Inspection
Cannabis Planning
Code Enforcement
Current Planning
Advance Planning

PLANNING & BUILDING
DEPARTMENTAL SUMMARY

DEPARTMENT HEAD
John H. Ford, Planning & Building Director

To promote public health, safety and welfare by developing and implementing creative community-based strategies to enhance economic opportunity, build strong neighborhoods and ensure a dynamic framework for quality growth and development.

BUDGET TOTALS		FY 2019-20
Expenditures + Other Funding Uses	$	11,396,580
Revenues + Other Funding Sources	$	7,991,146
General Fund Contribution	$	3,405,434
Personnel		79.0
% General Fund Contribution		30%

PROGRAM DISCUSSION BY BUDGET UNIT

The Planning and Building Department consists of the following budget units:

1100 262 Building Inspections

This budget unit provides plan review, issuance of building permits and performing inspections to verify compliance with the Building Code as well as local codes and ordinances.

1100 268 Cannabis Planning

This budget unit permits and monitors activities associated with legal cannabis in conformance with the Commercial Cannabis Land Use Ordinance.

1100 269 Code Enforcement

This budget unit receives and investigates complaints of violations and working with the public to bring properties and structures into compliance with local, state and federal codes and ordinances. Code Enforcement works with the public to achieve voluntary compliance with additional enforcement efforts, including Notices to Abate and Notices of Violation when voluntary compliance cannot be achieved.

1100 277 Current Planning

This budget unit processes land use permit applications based on the policies of the General Plan, Community Plans, County codes and ordinances, as well as state and federal regulations. Current Planning also implements other state and federally mandated programs including flood hazard protection, geologic and seismic safety, timber production zoning, administration of Williamson Act contracts and coastal planning and permitting authority.

1100 282 Advanced Planning

This budget unit maintains the legislative and regulatory land use ordinances and land use policy documents for the county. This includes updating and implementing the General Plan, the Housing Element, community plans, local coastal plan and zoning ordinances. Advanced Planning is also responsible for the Grants and Housing Program, which identifies and secures funding to support the implementation of the Housing Element of the General Plan.

The Planning and Building Department supports the Board of Supervisors' Strategic Framework by inviting civic engagement and awareness of available services, fostering transparent, accessible, welcoming and user-friendly services, seeking outside funding sources to benefit Humboldt County needs, and building interjurisdictional and regional cooperation.

FY 2019-20 PROPOSED BUDGET TABLE — PLANNING & BUILDING

	2016-17 Actual	2017-18 Actual	2018-19 Adjusted	2019-20 Requested	2019-20 Proposed	Increase (Decrease)
Revenues						
Licenses and Permits	928,075	1,564,716	1,700,000	1,904,000	1,904,000	204,000
Fines, Forfeits and Penalties	0	39,500	2,019,907	0	0	(2,019,907)
Other Governmental Agencies	1,368,729	1,236,341	1,612,000	497,000	497,000	(1,115,000)
Charges for Current Services	1,593,140	2,302,883	3,528,300	3,062,500	3,062,500	(465,800)
Other Revenues	189,271	16,849	860,826	(89,800)	(89,800)	(950,626)
Other Financing Sources	158,998	271,722	1,979,624	0	0	(1,979,624)
Total Revenues	**4,238,213**	**5,432,011**	**11,700,657**	**5,373,700**	**5,373,700**	**(6,326,957)**
Expenditures						
Salaries & Employee Benefits	2,902,696	4,173,530	6,641,267	7,498,219	7,498,219	856,952
Services and Supplies	1,025,100	3,319,804	4,728,007	3,243,491	3,243,491	(1,484,516)
Other Charges	2,352,588	2,397,640	1,662,223	659,870	659,870	(1,002,353)
Fixed Assets	51,270	359,456	9,000	70,000	0	(9,000)
Special Items	(5,310)	(12,698)	(3,200)	(5,000)	(5,000)	(1,800)
Other Financing Uses	0	166,599	0	0	0	0
Total Expenditures	**6,326,344**	**10,404,331**	**13,037,297**	**11,466,580**	**11,396,580**	**(1,640,717)**
Other Financing Sources (Uses)						
Other Financing Sources	0	1,936,920	0	2,460,387	2,617,446	2,617,446
General Fund Contribution	0	0	0	3,632,493	3,405,434	3,405,434
Total Other Financing Sources (Uses)	**0**	**1,936,920**	**0**	**6,092,880**	**6,022,880**	**6,022,880**
Net Revenues (Expenditures)	**(2,088,131)**	**(3,035,400)**	**(1,336,640)**	**0**	**0**	**1,336,640**
Additional Funding Support						
1100 General Fund	2,088,131	3,035,400	1,336,640	0	0	(1,336,640)
Total Additional Funding Support	**2,088,131**	**3,035,400**	**1,336,640**	**0**	**0**	**(1,336,640)**
Staffing Positions						
Allocated Positions	40.00	53.50	78.00	79.00	79.00	1.00

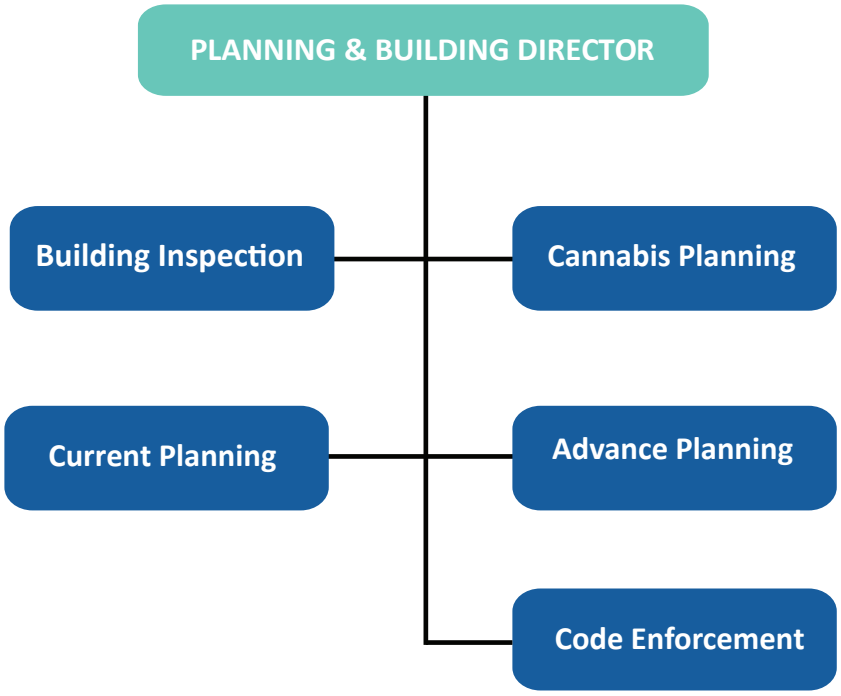

FISCAL YEAR 2019-20

TOTAL REVENUES

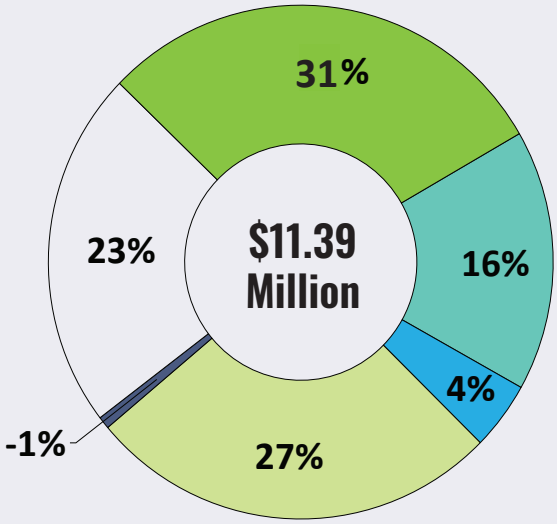

TOTAL EXPENDITURES

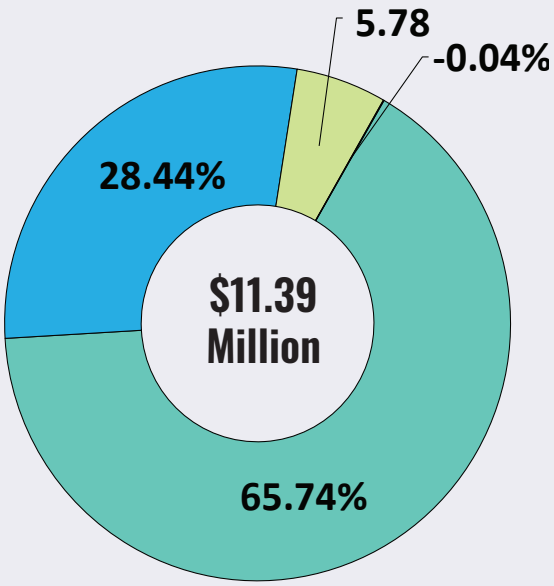

BY PROGRAM AREA

PERMANENT POSITIONS

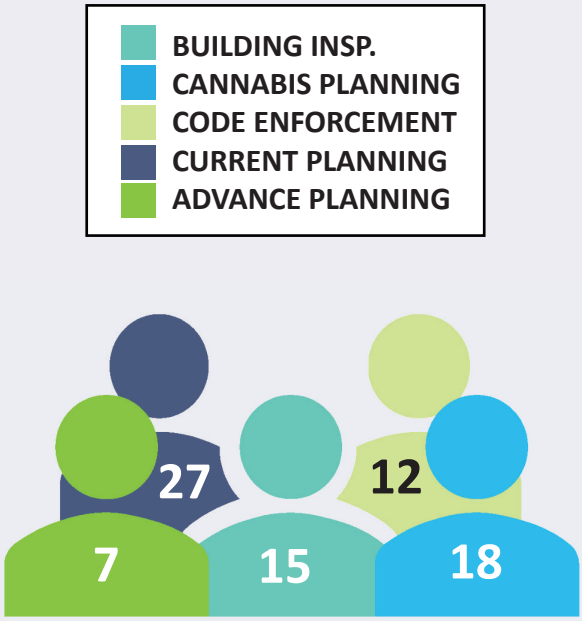

EXPENDITURES

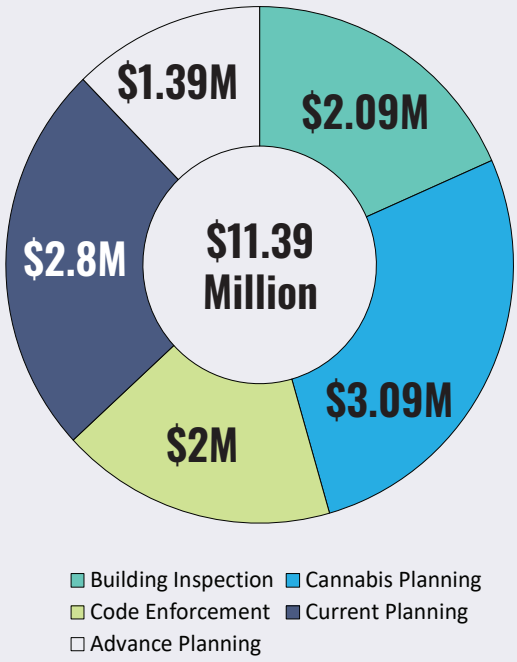

ACCOMPLISHMENTS

- Provided for and maintained infrastructure with the partial completion of the Accela implementation. The department is now using this program to track and project processing of applications. Application material is now being saved in the system which allows the public to review the file remotely. This allows better management of applications and communication with applicants and the public.
- Provided community appropriate levels of service with the opening of the Redway office in early June of 2019. This provides improved customer service to the residents of Southern Humboldt County through the ability to meet directly with staff and managers of the Planning and Building Department without driving to Eureka.
- Enforced laws and regulations to protect residents with Code Enforcement Notices to Abate being sent to over 700 illegal cannabis cultivators and resolving over 100 traditional nuisance abatements. In addition the department resolved over 400 cannabis permit violations.
- Provided for and maintained infrastructure through Long Range Planning who completed a draft of the Housing Element with approximately 8 public outreach meetings and a public hearing in front of the Planning Commission. It is anticipated this will be adopted by the Board of Supervisors in July/ August of 2019.
- Provided for and maintained infrastructure when Long Range Planning completed the draft text amendments to the Zoning Ordinance to implement the 2017 General Plan. These amendments were presented at a series of public meetings and discussed with the incorporated Cities within Humboldt County. The text amendments were recommended for approval by the Planning Commission and it is expected action on these will be completed by the Board of Supervisors in June 2019.
- Strengthened climate change resiliency when Long Range Planning completed a Sea Level Rise Hazard analysis and conducted public meetings and a workshop with the Planning Commission. It is anticipated that policy language to update the Humboldt Bay Area Plan will be complete and adopted by the end of calendar year 2019.
- Managed resources to ensure sustainability when the Hubbard Lane Apartments started as a property identified as a potential residential site, and resulted in the county completing the necessary environmental analysis for a General Plan Amendment/Rezone/LCP Amendment, allowing for an approval of a Use Permit for 66 market rate affordable units and issuance of a building permit.
- Managed resources to ensure sustainability with the Humboldt Wind Project which will create a 155 megawatt Wind Generation facility was received in July 2018. An Environmental Impact Report (EIR) has been prepared, public review has been completed and it is anticipated that the Final EIR will be completed and Public Hearings conducted at the Planning Commission in July 2019.
- Enforced laws and regulations with the Cannabis Unit who has coordinated with the applicable state agencies to issue over 1,300 temporary licenses. Currently 87 Annual Licenses have been issued to Humboldt County Growers by the California Department of Food and Agriculture which represents over 60 percent of all annual licenses issued.
- Streamlined county permit processed as department issued 126 building permits for new single family residences and 1,165 permits in total. Measures to increase permit processing efficiency include standardizing review of applications for completeness and use of aerial images during application intake, allowing some projects to skip pre-inspection. Three of the newest Building Inspectors have become certified as Residential Building Inspectors within the last 12 months. The Division worked with State Geology Department to design and construct a 80-unit townhome development within a Tsunami zone.



GOALS

- Manage resources to ensure sustainability, Long Range Planning will bring the Zoning Amendment General Plan Implementation measures forward to the Planning Commission and Board of Supervisors by the end of 2019 calendar year. Community Plan related work will be completed by the end of the fiscal year.
- Provide community-appropriate levels of service and streamline county permit processes by more broadly and efficiently utilizing Accela. This includes creating a better experience for the public through full implementation of Accela Citizens Access, incorporation of Code Enforcement into Accela and implementation of remote access for inspectors to update system from the field in real time.
- Streamline county permit processes by implementing over the counter approvals for minor building permits including Solar Systems, Tenant Improvements, and pre-approved house plans. This will reduce the processing time of these permits from one to four weeks to immediate issuance of the permit. Strategic Framework Goal 3.1 Improve the Economy of Humboldt County, Develop Expedited permit Process.
- Enforce laws and regulations by completing the permitting of all Cannabis Interim Permit holder. There are currently approximately 600 interim cannabis permits with Temporary or Provisional State Licenses. These cannot be extended beyond January 1, 2020. The department will ensure that these cultivators have the ability to continue to cultivate as of January 1, 2020.
- Manage resources to ensure sustainability by adopting and implementing the provisions of the Housing Element.
- Strengthen climate change resiliency by completing the update of the Humboldt Bay Area Plan by the end of 2019.
- Strengthen climate change resiliency by completing a draft of Climate Action Plan by end of 2019, with adoption by June of 2020.
- Engage in discussions about our regional economic future by continuing to work with county Economic Development to facilitate the development of projects which are important for economic development.
- Enforce laws and regulations by abating illegal cultivation, and insuring permitted cannabis cultivation sites are in compliance with permits.
- Seek outside funding sources to benefit Humboldt County needs by presenting an Article 34 petition to the voters which would allow the county to better pursue and acquire state and federal funding to assist in the development of affordable housing.



FY 2019-20 PROPOSED BUDGET TABLE — BUILDING INSPECTION 1100-262

	2016-17 Actual	2017-18 Actual	2018-19 Adjusted	2019-20 Requested	2019-20 Proposed	Increase (Decrease)
Revenues						
Licenses and Permits	912,089	1,306,059	1,450,000	1,600,000	1,600,000	150,000
Charges for Current Services	217,994	203,576	175,550	190,500	190,500	14,950
Other Revenues	940	786	155,927	(6,650)	(6,650)	(162,577)
Other Financing Sources	0	173,631	0	159,016	159,016	159,016
Total Revenues	**1,131,023**	**1,684,052**	**1,781,477**	**1,942,866**	**1,942,866**	**161,389**
Expenditures						
Salaries & Employee Benefits	1,027,912	1,238,876	1,448,783	1,576,409	1,576,409	127,626
Services and Supplies	173,097	497,889	443,323	470,874	470,874	27,551
Other Charges	120,815	126,419	83,770	47,425	47,425	(36,345)
Fixed Assets	10,137	107,471	0	0	0	0
Total Expenditures	**1,331,961**	**1,970,655**	**1,975,876**	**2,094,708**	**2,094,708**	**118,832**
Other Financing Sources (Uses)						
Other Financing Sources	0	0	0	(48,387)	(48,387)	(48,387)
General Fund Contribution	0	0	0	200,229	200,229	200,229
Total Other Financing Sources (Uses)	**0**	**0**	**0**	**151,842**	**151,842**	**151,842**
Net Revenues (Expenditures)	**(200,938)**	**(286,603)**	**(194,399)**	**0**	**0**	**194,399**
Additional Funding Support						
1100 General Fund	200,938	286,603	194,399	0	0	(194,399)
Total Additional Funding Support	**200,938**	**286,603**	**194,399**	**0**	**0**	**(194,399)**
Staffing Positions						
Allocated Positions	12.00	14.00	15.00	15.00	15.00	0.00

SIGNIFICANT CHANGES

- The proposed revenue budget for the Licenses & Permits category has increased by 10% or $150,000 due to anticipated increase in building permit activity due to the Humboldt Wind project and the affordable housing project in Samoa.
- The proposed revenue budget for the Charges for Current Services category has increased by 9% or $14,950 due to an increase in penalty fees for all non-residential construction.
- The proposed revenue budget for the Other Revenues category has decreased by 100% or $162,577 due to changes in local accounting practices. Trust fund transfers are now reported under "Other Financing Sources".
- The proposed expenditure budget for the Salaries & Employee Benefits category has increased by 9% or $127,626 due to an additional extra help and retired annuitant needs to cover the training period of new employees and ongoing work to convert paper files to digital storage. In addition, salaries reimbursed to other departments has increased based on historical needs.
- The proposed expenditure budget for the Services & Supplies category has increased by 6% or $27,551 due to the purchase of code books for the next code cycle to be effective January 1, 2020 and portable devices to allow direct entry of inspection results from the field. In addition, support of the Redway satellite office and professional services encumbrances related to outside plan check have been budgeted.
- The proposed expenditure budget for the Other Charges category has decreased by 43% or $36,345 due to changes in local accounting practices. Cost allocation charges are now reflected as "Other Financing Sources/Uses," as opposed to "Other Charges."
- The proposed revenue budget for the Other Financing Sources category has increased by 100% or $110,626 primarily due to changes in local

SIGNIFICANT CHANGES

accounting practices. Trust Fund Transfers are now reported under "Other Financing Sources." These revenues are partially offset by cost allocation charges, which are now reflected as "Other Financing Uses," as opposed to "Other Charges."

- The proposed General Fund Contribution has increased by 100% or $200,229 due to changes in local accounting practices. Contributions from the General Fund are now reflected as "Other Financing Sources (Uses)." The proposed General Fund contribution has actually increased by 3% or $5,830.

ADDITIONAL FUNDING REQUESTS

Building Inspection submitted no additional funding requests.

PERSONNEL

There are no personnel changes.



FY 2019-20 PROPOSED BUDGET TABLE — CANNABIS PLANNING 1100-268

	2016-17 Actual	2017-18 Actual	2018-19 Adjusted	2019-20 Requested	2019-20 Proposed	Increase (Decrease)
Revenues						
Charges for Current Services	1,078,054	1,399,717	1,881,250	1,833,000	1,833,000	(48,250)
Other Revenues	1,812	5,850	183,574	(70,000)	(70,000)	(253,574)
Other Financing Sources	158,998	135,861	1,979,624	0	0	(1,979,624)
Total Revenues	**1,238,864**	**1,541,428**	**4,044,448**	**1,763,000**	**1,763,000**	**(2,281,448)**
Expenditures						
Salaries & Employee Benefits	366,532	853,328	1,757,126	2,064,268	2,064,268	307,142
Services and Supplies	226,022	1,792,152	2,282,464	1,016,287	1,016,287	(1,266,177)
Other Charges	732,620	727,372	4,858	16,748	16,748	11,890
Fixed Assets	0	106,819	0	70,000	0	0
Total Expenditures	**1,325,174**	**3,479,671**	**4,044,448**	**3,167,303**	**3,097,303**	**(947,145)**
Other Financing Sources (Uses)						
Other Financing Sources	0	1,899,150	0	1,177,244	1,334,303	1,334,303
General Fund Contribution	0	0	0	227,059	0	0
Total Other Financing Sources (Uses)	**0**	**1,899,150**	**0**	**1,404,303**	**1,334,303**	**1,334,303**
Net Revenues (Expenditures)	**(86,310)**	**(39,093)**	**0**	**0**	**0**	**0**
Additional Funding Support						
1100 General Fund	86,310	39,093	0	0	0	0
Total Additional Funding Support	**86,310**	**39,093**	**0**	**0**	**0**	**0**
Staffing Positions						
Allocated Positions	5.00	7.00	18.00	18.00	18.00	0.00

SIGNIFICANT CHANGES

- The proposed revenue budget for Other Revenues has decreased by 100% or $253,574 due to changes in local accounting practices. Trust fund transfers are now reported under "Other Financing Sources."
- The proposed revenue budget for Other Financing Sources has decreased by 100% or $1,979,624 due to an anticipated reduction in trust fund transfers as cannabis permit processing begins to stabilize.
- The proposed expenditure budget for Salaries & Employee Benefits has increased by 17% or $307,142 due to an increase in anticipated salaries to be reimbursed to other departments that are assisting with cannabis permit processing.
- The proposed expenditure budget for Services & Supplies has decreased by 55% or $1,266,177 due to a reduced utilization of outside vendors to assist in permit processing.
- The proposed expenditure budget for Other Charges has increased by 100% or $11,890 due to increased ADA cost allocation charges.
- The proposed revenue budget for Other Financing Sources has increased by 100% or $1,334,303 due to changes in local accounting practices. Trust fund transfers are now reported under "Other Financing Sources."Trust fund transfers have actually decreased by 33% or $1,253,171 as the cannabis permit processing begins to stabilize.



ADDITIONAL FUNDING REQUESTS

Cannabis Planning submitted the following additional funding request: $227,059 for Cannabis Planning activities. $157,059 is requested to offset staff time equal to 1.5 FTE spent providing services and information to the public regarding cannabis regulations. These activities do not generate revenue. The additional staff are not needed, this allocation will allow for less funding to be transferred from the trust to ensure the sustainability of permit revenues. In addition, $70,000 is requested for the purchase of a vehicle.

This additional funding request is not recommended at this time. While this request has merit it did not meet a priority level that allowed for it to be funded based on available financial resources.

PERSONNEL

There are no personnel changes.





FY 2019-20 PROPOSED BUDGET TABLE — CODE ENFORCEMENT 1100-269

	2016-17 Actual	2017-18 Actual	2018-19 Adjusted	2019-20 Requested	2019-20 Proposed	Increase (Decrease)
Revenues						
Fines, Forfeits and Penalties	0	0	2,019,907	0	0	(2,019,907)
Charges for Current Services	0	0	308,000	358,000	358,000	50,000
Other Revenues	0	0	60,600	50	50	(60,550)
Total Revenues	**0**	**0**	**2,388,507**	**358,050**	**358,050**	**(2,030,457)**
Expenditures						
Salaries & Employee Benefits	0	0	928,470	1,051,693	1,051,693	123,223
Services and Supplies	0	0	704,299	943,565	943,565	239,266
Other Charges	0	0	2,785	7,963	7,963	5,178
Total Expenditures	**0**	**0**	**1,635,554**	**2,003,221**	**2,003,221**	**367,667**
Other Financing Sources (Uses)						
Other Financing Sources	0	0	0	392,000	392,000	392,000
General Fund Contribution	0	0	0	1,253,171	1,253,171	1,253,171
Total Other Financing Sources (Uses)	**0**	**0**	**0**	**1,645,171**	**1,645,171**	**1,645,171**
Net Revenues (Expenditures)	**0**	**0**	**752,953**	**0**	**0**	**(752,953)**
Additional Funding Support						
1100 General Fund	0	0	(752,953)	0	0	752,953
Total Additional Funding Support	**0**	**0**	**(752,953)**	**0**	**0**	**752,953**
Staffing Positions						
Allocated Positions	0.00	0.00	12.00	12.00	12.00	0.00

SIGNIFICANT CHANGES

- The proposed revenue budget for the Licenses & Permits category has decreased by 100% or $2,019,907 due to Code Enforcement fines and penalties being received in the General Purpose Revenue (budget unit 1100-888). The General Fund will fund enforcement activities.
- The proposed revenue budget for the Other Governmental Agencies category has increased by 16% or $50,000 due to an anticipated increase in violation and nuisance abatements based on historical trends.
- The proposed revenue budget for the Other Revenues category has decreased by 99% or $60,550 due to changes in local accounting practices. Trust Fund Transfers are now reported under "Other Financing Sources".
- The proposed expenditure budget for the Salaries & Employee Benefits category has increased by 13% or $123,223 due to the addition of two new limited duration code compliance officers at mid-year in FY 2018-19.
- The proposed expenditure budget for Services & Supplies has increased by 34% or $239,266 due to an increase in funded abatement activities.
- The proposed revenue budget for the Other Financing Sources category has increased by $392,000 due to changes in local accounting practices. Trust Fund Transfers are now reported under "Other Financing Sources," as opposed to "Other Revenues." The proposed transfer from the trust fund has actually increased $331,450 to allow for increased abatement activities.
- The proposed General Fund Contribution has increased by 100% or $1,253,171 due changes in local accounting practices. Contributions from the General Fund are now reflected as "Other Financing Sources (Uses)." The proposed General Fund Contribution has actually increased 66% or $500,218 due to fine and penalty revenue having moved to General Purpose Revenues. This budget is now fully funded through a General Fund contribution. In FY 2018-19 the General Fund contribution allowed for the addition of staffing to provide for increased code enforcement activities.

ADDITIONAL FUNDING REQUESTS

Code Enforcement submitted no additional funding requests.

PERSONNEL

There are no personnel changes.



FY 2019-20 PROPOSED BUDGET TABLE — CURRENT PLANNING 1100-277

	2016-17 Actual	2017-18 Actual	2018-19 Adjusted	2019-20 Requested	2019-20 Proposed	Increase (Decrease)
Revenues						
Fines, Forfeits and Penalties	0	39,500	0	0	0	0
Charges for Current Services	283,629	638,139	1,097,500	619,000	619,000	(478,500)
Other Revenues	185,941	6,893	114,901	(14,200)	(14,200)	(129,101)
Total Revenues	**469,570**	**684,532**	**1,212,401**	**604,800**	**604,800**	**(607,601)**
Expenditures						
Salaries & Employee Benefits	1,001,228	1,495,632	1,730,868	1,942,246	1,942,246	211,378
Services and Supplies	471,850	776,602	1,033,227	716,511	716,511	(316,716)
Other Charges	114,227	154,070	55,185	146,422	146,422	91,237
Fixed Assets	41,133	145,166	9,000	0	0	(9,000)
Total Expenditures	**1,628,438**	**2,571,470**	**2,828,280**	**2,805,179**	**2,805,179**	**(23,101)**
Other Financing Sources (Uses)						
Other Financing Sources	0	0	0	536,037	536,037	536,037
General Fund Contribution	0	0	0	1,664,342	1,664,342	1,664,342
Total Other Financing Sources (Uses)	**0**	**0**	**0**	**2,200,379**	**2,200,379**	**2,200,379**
Net Revenues (Expenditures)	**(1,158,868)**	**(1,886,938)**	**(1,615,879)**	**0**	**0**	**1,615,879**
Additional Funding Support						
1100 General Fund	1,158,868	1,886,938	1,615,879	0	0	(1,615,879)
Total Additional Funding Support	**1,158,868**	**1,886,938**	**1,615,879**	**0**	**0**	**(1,615,879)**
Staffing Positions						
Allocated Positions	17.00	25.00	27.00	27.00	27.00	0.00

SIGNIFICANT CHANGES

- The proposed revenue budget for the Charges for Current Services category has decreased by 44% or $478,500 due to changes in local accounting practices. Environmental Impact Report (EIR) Consultant Fees are now reflected as "Other Financing Sources."
- The proposed revenue budget for the Other Revenues category has decreased by 100% or $129,101 due changes in local accounting practices. Trust Fund Transfers are now reflected under "Other Financing Sources."
- The proposed expenditure budget for the Salaries & Employee Benefits category has increased by 12% or $211,378 due to 3.0 FTE added at mid-year in FY 2018-19 and included for the full FY 2019-20. In addition, there have been negotiated salary and benefit increases.
- The proposed expenditure budget for the Services & Supplies category has decreased by 31% or $316,716 due to a reduction in professional services due to the completion of an EIR in FY 2018-19.
- The proposed expenditure budget for the Other Charges category has increased by 100% or $91,237 due to increased Information Services and ADA cost allocation charges.
- The proposed revenue budget for the Other Financing Sources category has increased by 100% or $536,037 due to changes in local accounting practices. Trust fund transfers, for both Planning and EIR Consultants, are now reflected as "Other Financing Sources."
- The proposed General Fund Contribution has increased by 100% or $1,664,342 due to changes in local accounting practices. Contributions from the General Fund are now reflected as "Other Financing Sources (Uses)." The proposed General Fund contribution has actually increased by 3% or $48,463.

ADDITIONAL FUNDING REQUESTS

Current Planning submitted no additional funding requests.

PERSONNEL

There are no personnel changes.



FY 2019-20 PROPOSED BUDGET TABLE — ADVANCE PLANNING 1100-282

	2016-17 Actual	2017-18 Actual	2018-19 Adjusted	2019-20 Requested	2019-20 Proposed	Increase (Decrease)
Revenues						
Licenses and Permits	15,986	258,657	250,000	304,000	304,000	54,000
Other Governmental Agencies	1,368,729	1,236,341	1,612,000	497,000	497,000	(1,115,000)
Charges for Current Services	13,463	61,451	66,000	62,000	62,000	(4,000)
Other Revenues	578	2,946	345,824	1,000	1,000	(344,824)
Total Revenues	**1,398,756**	**1,559,395**	**2,273,824**	**864,000**	**864,000**	**(1,409,824)**
Expenditures						
Salaries & Employee Benefits	420,759	540,773	776,020	863,603	863,603	87,583
Services and Supplies	150,118	248,277	264,694	96,254	96,254	(168,440)
Other Charges	1,344,926	1,387,824	1,515,625	441,312	441,312	(1,074,313)
Special Items	(5,310)	(12,698)	(3,200)	(5,000)	(5,000)	(1,800)
Other Financing Uses	0	166,599	0	0	0	0
Total Expenditures	**1,910,493**	**2,330,775**	**2,553,139**	**1,396,169**	**1,396,169**	**(1,156,970)**
Other Financing Sources (Uses)						
Other Financing Sources	0	0	0	244,477	244,477	244,477
General Fund Contribution	0	0	0	287,692	287,692	287,692
Total Other Financing Sources (Uses)	**0**	**0**	**0**	**532,169**	**532,169**	**532,169**
Net Revenues (Expenditures)	**(511,737)**	**(771,380)**	**(279,315)**	**0**	**0**	**279,315**
Additional Funding Support						
1100 General Fund	511,737	771,380	279,315	0	0	(279,315)
Total Additional Funding Support	**511,737**	**771,380**	**279,315**	**0**	**0**	**(279,315)**
Staffing Positions						
Allocated Positions	6.00	6.00	6.00	7.00	7.00	1.00

SIGNIFICANT CHANGES

- The proposed revenue budget for the Licenses & Permits category has increased by 22% or $54,000 due to State law that allows for a portion of permits issued to fund updating of the General Plan. There is a large wind generation project that will require the collection of permit fees.
- The proposed revenue budget for the Other Governmental Agencies category has decreased by 69% or $1,115,000 due to grant revenue associated with loans that will now be deposited in restricted trusts, rather than in a budget unit to allow for improved tracking.
- The proposed revenue budget for the Other Revenues category has decreased by 100% or $344,824 due to change in local accounting practices. Trust fund revenue will now be budgeted in "Other Financing Sources."
- The proposed expenditure budget for the Salaries & Employee Benefits category has increased by 11% or $87,583 due to the addition of a limited duration Planner to assist with the General Plan implementation work, specifically the Climate Action Plan.
- The proposed expenditure budget for the Services & Supplies category has decreased by 64% or $168,440 due to an allocation in FY 2018-19 for a full environmental impact report (EIR) for the General Plan Housing Element update that will not be needed in FY 2019-20.
- The proposed expenditure budget for the Other Charges category has decreased by 71% or $1,074,313 due to grant revenue associated with loans that will now be deposited in restricted trusts, rather than in a budget unit to allow for improved tracking.
- The proposed revenue budget for the Other Financing Sources category has increased by 100% or $244,477 due to changes in local accounting practices. Trust fund revenue will now be budgeted in "Other Financing Sources." The proposed transfer

SIGNIFICANT CHANGES

from trusts has actually decreased 30% or $100,347 due to a reduced need to utilize fund balance due to reduced expenditures associated to the EIR for the General Plan Housing Element.

- The proposed General Fund Contribution has increased by 100% or $287,692 due to changes in local accounting practices. Contributions from the General Fund are now reflected as "Other Financing Sources (Uses)." The proposed General Fund contribution has actually increased by 3% or $8,377.

ADDITIONAL FUNDING REQUESTS

Advance Planning submitted no additional funding requests.

PERSONNEL

An increase of 1.0 FTE is proposed. It is necessary to hire a limited duration planner to assist with the General Plan implementation work, specifically the Climate Action Plan.

Allocate

1.0 Limited Duration Planner I/II



COUNTY OF HUMBOLDT
The Home of the Redwoods

FY 2019-20
PROPOSED BUDGET

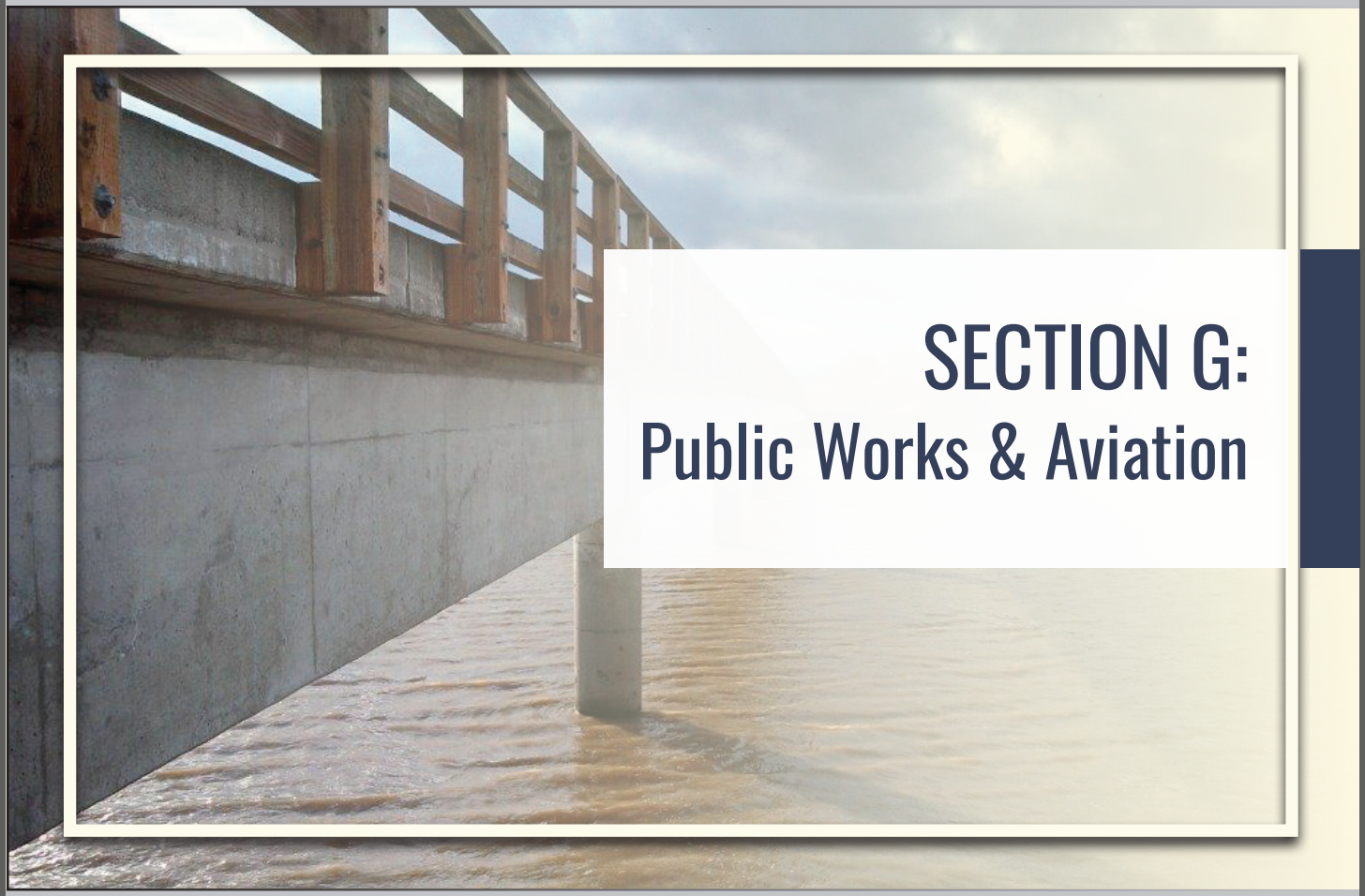

SECTION G:
Public Works & Aviation

- Facility Management
- Fleet Services
- Land Use
- Natural Resources
- Parks & Trails
- Roads
- Solid Waste
- Transportation Services
- Water Management
- Aviation

DEPARTMENT OF AVIATION

DEPARTMENT HEAD
Cody Roggatz, Director of Aviation

The Aviation Department is responsible for managing six county airports in a manner that ensures aeronautical safety, safety of the traveling public, continued air service, and complies with federal, state and/or local aviation rules, regulations and advisories.

BUDGET TOTALS	FY 2019-20
Expenditures + Other Funding Uses	$ 8,331,654
Revenues + Other Funding Sources	$ 7,860,541
General Fund Contribution	$ 471,113
Personnel	12.0
% General Fund Contribution	6%

PROGRAM DISCUSSION BY BUDGET UNIT

The Aviation Department provides for the Humboldt regional air transportation system. Established last year as the county's 19th department, Aviation administers and maintains one commercial service airport, five general aviation airports, and a capital projects budget unit.

3539 170 Aviation Capital Projects

This budget unit contains funding for the capital projects anticipated for all of the six airports.

3530 381 California Redwood Coast-Humboldt County Airport (ACV)

This budget unit supports the regional commercial service airport, certified by Federal Aviation Administration (FAA) Federal Aviation Regulation (FAR) Part 139 for operations and the Transportation Security Administration's Code of Federal Regulations (CFR) 1542 for security. The five general aviation airports are certified and permitted by the State of California Department of Transportation Division of Aeronautics with oversight by the FAA. Aviation is and has been focused on ACV air service development adding an additional destination and additional flights.

3530 372 Murray Field Airport

This budget unit supports the busiest and preferred general aviation airport.

3530 373 Rohnerville Airport

This budget unit is home to many local general aviation pilots and a California Department of Forestry and Fire Protection (Cal-FIRE) base. Rohnerville is crucial during the fire season and to the economy of the southern area of the county.

3530 374 Garberville Airport

This budget unit is home to many general aviation pilots who commute to more urban areas for work, but choose to live in rural Humboldt County.

3530 375 Dinsmore Airport

This budget unit supports an airport tucked into a very rural valley in Humboldt County. For this reason Dinsmore Airport is crucial for transporting citizens in and out of the area during an emergency. Air access to the community in Dinsmore has saved many lives in emergency situations.

3530 376 Kneeland Airport

This budget unit is home to the Cal-FIRE Helitech Base, an important asset during the fire season. It is located at 2,737 feet above sea level, which allows fire personnel to see smoke rising from wildfires from the greatest vantage point available. The elevation also allows Kneeland Airport to serve as an emergency airport for aircraft that cannot land in the fog when all other county airports are socked in.

FY 2019-20 PROPOSED DEPARTMENTAL BUDGET TABLE — AVIATION

	2016-17 Actual	2017-18 Actual	2018-19 Adjusted	2019-20 Requested	2019-20 Proposed	Increase (Decrease)
Revenues						
Operating Revenue & Contribution	2,253,759	1,639,565	2,819,374	2,807,383	2,807,383	(11,991)
Use of Money and Property	603	821	600	0	0	(600)
Other Governmental Agencies	455,736	2,471,419	8,480,771	4,968,791	4,968,791	(3,511,980)
Charges for Current Services	3,448	0	0	0	0	0
Other Revenues	146,971	320,290	3,468	0	0	(3,468)
General Fund Contribution	89,000	0	505,343	545,776	471,113	(34,230)
Not Applicable	(30)	531,877	0	0	0	0
Total Revenues	**2,949,487**	**4,963,972**	**11,809,556**	**8,321,950**	**8,247,287**	**(3,562,269)**
Expenditures						
Salaries & Employee Benefits	910,228	867,056	990,681	1,224,945	1,150,282	159,601
Services and Supplies	1,146,681	1,331,451	1,731,626	1,504,340	1,504,340	(227,286)
Other Charges	2,379,554	2,534,224	1,567,771	1,440,125	1,440,125	(127,646)
Fixed Assets	54,872	7,777	7,685,632	4,080,052	4,080,052	(3,605,580)
Special Items	(33,225)	(27,999)	(25,878)	(20,000)	(20,000)	5,878
Total Expenditures	**4,458,110**	**4,712,509**	**11,949,832**	**8,229,462**	**8,154,799**	**(3,795,033)**
Other Financing Sources (Uses)						
Other Financing Sources	0	0	0	84,367	84,367	84,367
Other Financing Uses	0	0	0	(176,855)	(176,855)	(176,855)
Total Other Financing Sources (Uses)	**0**	**0**	**0**	**(92,488)**	**(92,488)**	**(92,488)**
Net Revenues (Expenditures)	**(1,508,623)**	**251,463**	**(140,276)**	**0**	**0**	**140,276**
Additional Funding Support						
3530 IGS-Airport Enterprise Fund	1,469,802	(676,891)	140,276	0	0	(140,276)
3539 Aviation Capital Projects	39,002	425,650	0	0	0	0
Total Additional Funding Support	**1,508,804**	**(251,241)**	**140,276**	**0**	**0**	**(140,276)**
Staffing Positions						
Allocated Positions	19.00	19.00	21.00	13.00	12.00	(9.00)

PROGRAM DISCUSSION BY BUDGET UNIT

This program supports the Board of Supervisors' Strategic Framework by providing for and maintaining infrastructure, encouraging new local enterprise, providing community-appropriate levels of service, supporting self-reliance of citizens, managing our resources to ensure sustainability of services, facilitating the establishment of local revenue sources to address local needs, and engaging new partners.

ACCOMPLISHMENTS & GOALS

ACCOMPLISHMENTS

- Supported business, workforce development and the creation of private-sector jobs by securing additional flight service to Los Angeles (LAX).
- Provided for and maintained infrastructure by completing the Garberville Runway Rehabilitation project.

GOALS

- Provide for and maintain infrastructure, and create opportunities for improved safety and health by finishing construction on the ACV Airport Rescue and Firefighting Facility.
- Engage new partners by establishing new service to Denver.

FISCAL YEAR 2019-20

TOTAL REVENUES

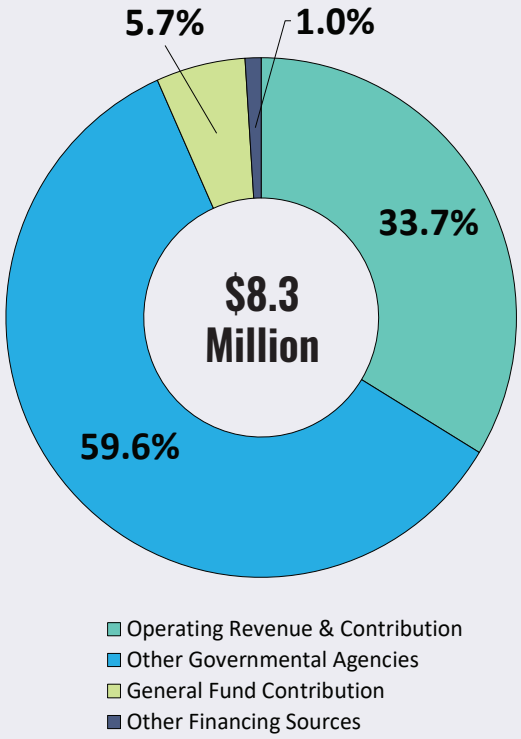

TOTAL EXPENDITURES

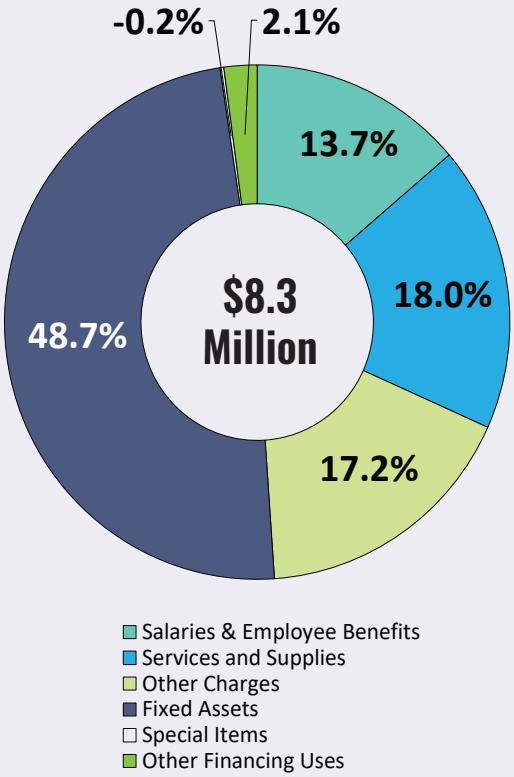

BY PROGRAM AREA

PERMANENT POSITIONS



EXPENDITURES

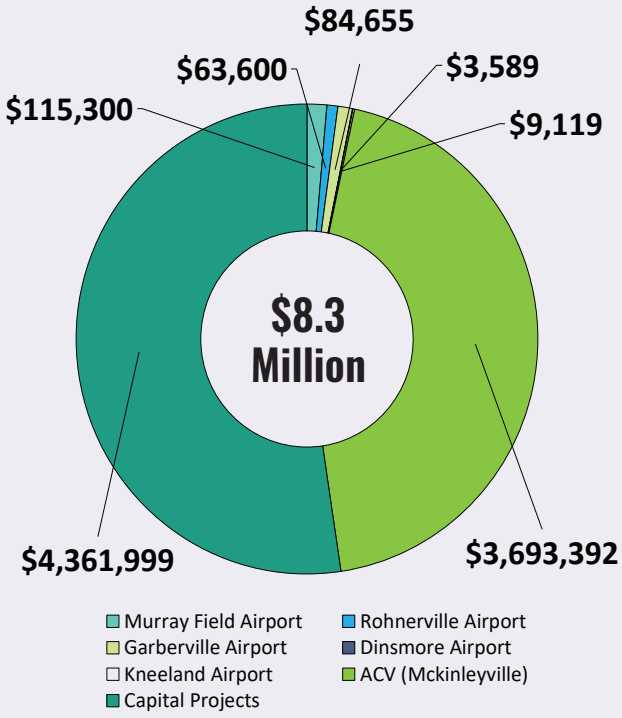

FY 2019-20 PROPOSED BUDGET TABLE — MURRAY FIELD AIRPORT 3530-372

	2016-17 Actual	2017-18 Actual	2018-19 Adjusted	2019-20 Requested	2019-20 Proposed	Increase (Decrease)
Revenues						
Operating Revenue & Contribution	160,843	124,098	191,749	115,300	115,300	(76,449)
Total Revenues	**160,843**	**124,098**	**191,749**	**115,300**	**115,300**	**(76,449)**
Expenditures						
Services and Supplies	38,422	25,255	44,461	47,148	47,148	2,687
Other Charges	15,871	17,402	15,276	7,194	7,194	(8,082)
Fixed Assets	0	0	99,000	0	0	(99,000)
Total Expenditures	**54,293**	**42,657**	**158,737**	**54,342**	**54,342**	**(104,395)**
Other Financing Sources (Uses)						
Other Financing Uses	0	0	0	(60,958)	(60,958)	(60,958)
Total Expenditures	**0**	**0**	**0**	**(60,958)**	**(60,958)**	**(60,958)**
Net Revenues (Expenditures)	**106,550**	**81,441**	**33,012**	**0**	**0**	**(33,012)**
Additional Funding Support						
3530 IGS Airport Enterprise Fund	(106,550)	(81,441)	(33,012)	0	0	33,012
Total Additional Funding Support	**(106,550)**	**(81,441)**	**(33,012)**	**0**	**0**	**33,012**
Staffing Positions						
Allocated Positions	0.00	0.00	0.00	0.00	0.00	0.00

SIGNIFICANT CHANGES

- The proposed revenue budget for the Operating Revenue & Contribution category has decreased by 40% or $76,449 due to decreases in landing fees and anticipated hanger/tie down revenue.
- The proposed expenditure budget for the Fixed Assets category has decreased by 100% or $99,000 due to a one-time allocation in FY 2018-19 to replace damaged navigation aid equipment.
- The proposed expenditure budget for the Other Financing Uses category has increased by 100% or $60,958 due to a change in local accounting practices. IGS Enterprise Fund (excess revenue given to fund balance) are now reflected as a "transfer out" expense under the category "Other Financing Uses" as opposed to "Additional Funding Support" in order to balance the budget. The actual funding estimated to be returned to fund balance has increased by 85% or $27,946.

ADDITIONAL FUNDING REQUESTS

Murray Field Airport submitted no additional funding requests.

PERSONNEL

There are no personnel changes.



FY 2019-20 PROPOSED BUDGET TABLE — ROHNERVILLE AIRPORT 3530-373

	2016-17 Actual	2017-18 Actual	2018-19 Adjusted	2019-20 Requested	2019-20 Proposed	Increase (Decrease)
Revenues						
Operating Revenue & Contribution	100,794	83,700	142,183	63,600	63,600	(78,583)
Total Revenues	**100,794**	**83,700**	**142,183**	**63,600**	**63,600**	**(78,583)**
Expenditures						
Services and Supplies	44,729	31,086	60,994	43,958	43,958	(17,036)
Other Charges	20,635	18,154	16,742	18,687	18,687	1,945
Total Expenditures	**65,364**	**49,240**	**77,736**	**62,645**	**62,645**	**(15,091)**
Other Financing Source (Uses)						
Other Financing Uses	0	0	0	(955)	(955)	(955)
Total Expenditures	**0**	**0**	**0**	**(955)**	**(955)**	**(955)**
Net Revenues (Expenditures)	**35,430**	**34,460**	**64,447**	**0**	**0**	**(64,447)**
Additional Funding Support						
3530 IGS Airport Enterprise Fund	(35,430)	(34,460)	(64,447)	0	0	64,447
Total Additional Funding Support	**(35,430)**	**(34,460)**	**(64,447)**	**0**	**0**	**64,447**
Staffing Positions						
Allocated Positions	0.00	0.00	0.00	0.00	0.00	0.00

SIGNIFICANT CHANGES

- The proposed revenue budget for the Operating Revenue & Contribution category has decreased by 55% or $78,583 due to decreases in T-Hanger revenue and significant declines in fuel purchases.
- The proposed expenditure budget for the Services & Supplies category has decreased by 28% or $17,036 primarily due to decreases in fuel purchased for resale based on a decline in fuel purchases.

ADDITIONAL FUNDING REQUESTS

Rohnerville Airport submitted no additional funding requests.

PERSONNEL

There are no personnel changes.



FY 2019-20 PROPOSED BUDGET TABLE — GARBERVILLE AIRPORT 3530-374

	2016-17 Actual	2017-18 Actual	2018-19 Adjusted	2019-20 Requested	2019-20 Proposed	Increase (Decrease)
Revenues						
Operating Revenue & Contribution	57,217	30,463	84,655	84,655	84,655	0
Total Revenues	**57,217**	**30,463**	**84,655**	**84,655**	**84,655**	**0**
Expenditures						
Services and Supplies	40,922	23,632	53,323	53,148	53,148	(175)
Other Charges	13,824	10,459	9,025	9,053	9,053	28
Total Expenditures	**54,746**	**34,091**	**62,348**	**62,201**	**62,201**	**(147)**
Other Financing Sources (Uses)						
Other Financing Uses	0	0	0	(22,454)	(22,454)	(22,454)
Total Expenditures	**0**	**0**	**0**	**(22,454)**	**(22,454)**	**(22,454)**
Net Revenues (Expenditures)	**2,471**	**(3,628)**	**22,307**	**0**	**0**	**(22,307)**
Additional Funding Support						
3530 IGS Airport Enterprise Fund	(2,471)	3,628	(22,307)	0	0	22,307
Total Additional Funding Support	**(2,471)**	**3,628**	**(22,307)**	**0**	**0**	**22,307**
Staffing Positions						
Allocated Positions	0.00	0.00	0.00	0.00	0.00	0.00

SIGNIFICANT CHANGES

- The proposed expenditure budget for the Other Financing Uses category has increased by 100% or $22,454 due to a change in local accounting practices that now require transfers to IGS Enterprise Fund (excess revenue given to fund balance) be reflected as a "transfer out" expense under the category "Other Financing Uses" as opposed to "Additional Funding Support" in order to balance the budget.

ADDITIONAL FUNDING REQUESTS

Garberville Airport submitted no additional funding requests.

PERSONNEL

There are no personnel changes.



FY 2019-20 PROPOSED BUDGET TABLE — DINSMORE AIRPORT 3530-375

	2016-17 Actual	2017-18 Actual	2018-19 Adjusted	2019-20 Requested	2019-20 Proposed	Increase (Decrease)
Revenues						
Operating Revenue & Contribution	2,084	16,204	3,625	3,589	3,589	(36)
Total Revenues	**2,084**	**16,204**	**3,625**	**3,589**	**3,589**	**(36)**
Expenditures						
Services and Supplies	792	686	1,700	1,964	1,964	264
Other Charges	1,291	1,181	1,925	1,625	1,625	(300)
Fixed Assets	0	6,461	0	0	0	0
Total Expenditures	**2,083**	**8,328**	**3,625**	**3,589**	**3,589**	**(36)**
Net Revenues (Expenditures)	**0**	**0**	**0**	**0**	**0**	**0**
Additional Funding Support						
3530 IGS Airport Enterprise Fund	(1)	(7,876)	0	0	0	0
Total Additional Funding Support	**(1)**	**(7,876)**	**0**	**0**	**0**	**0**
Staffing Positions						
Allocated Positions	0.00	0.00	0.00	0.00	0.00	0.00

SIGNIFICANT CHANGES

There are no significant changes.

PERSONNEL

There are no personnel changes.

ADDITIONAL FUNDING REQUESTS

Dinsmore Airport submitted no additional funding requests.



FY 2019-20 PROPOSED BUDGET TABLE — KNEELAND AIRPORT 3530-376

	2016-17 Actual	2017-18 Actual	2018-19 Adjusted	2019-20 Requested	2019-20 Proposed	Increase (Decrease)
Revenues						
Operating Revenue & Contribution	2,908	26,473	3,202	9,119	9,119	5,917
Total Revenues	**2,908**	**26,473**	**3,202**	**9,119**	**9,119**	**5,917**
Expenditures						
Services and Supplies	1,555	1,459	2,076	5,792	5,792	3,716
Other Charges	1,353	673	1,139	3,327	3,327	2,188
Fixed Assets	0	24,000	0	0	0	0
Total Expenditures	**2,908**	**26,132**	**3,215**	**9,119**	**9,119**	**5,904**
Net Revenues (Expenditures)	**0**	**0**	**0**	**0**	**0**	**0**
Additional Funding Support						
3530 IGS Airport Enterprise Fund	0	(341)	13	0	0	(13)
Total Additional Funding Support	**0**	**(341)**	**13**	**0**	**0**	**(13)**
Staffing Positions						
Allocated Positions	0.00	0.00	0.00	0.00	0.00	0.00

SIGNIFICANT CHANGES

There are no significant changes.

PERSONNEL

There are no personnel changes.

ADDITIONAL FUNDING REQUESTS

Kneeland Airport submitted no additional funding requests.



FY 2019-20 PROPOSED BUDGET TABLE CA REDWOOD COAST-HUM CO AIRPORT(ACV) 3530-381

	2016-17 Actual	2017-18 Actual	2018-19 Adjusted	2019-20 Requested	2019-20 Proposed	Increase (Decrease)
Revenues						
Operating Revenue & Contribution	1,929,913	1,358,627	2,393,960	2,531,120	2,531,120	137,160
Other Governmental Agencies	0	0	684,000	664,000	664,000	(20,000)
Charges for Current Services	3,448	0	0	0	0	0
Other Revenues	89,417	6,024	3,468	0	0	(3,468)
General Fund Contribution	89,000	0	505,343	488,568	413,905	(91,438)
Not Applicable	(30)	531,877	0	0	0	0
Total Revenues	**2,111,748**	**1,896,528**	**3,586,771**	**3,683,688**	**3,609,025**	**22,254**
Expenditures						
Salaries & Employee Benefits	910,228	867,056	990,681	1,224,945	1,150,282	159,601
Services and Supplies	1,020,261	1,249,333	1,569,072	1,352,330	1,352,330	(216,742)
Other Charges	2,227,075	2,291,669	947,393	929,292	929,292	(18,101)
Fixed Assets	(398,337)	(3,042,301)	365,532	189,000	189,000	(176,532)
Special Items	(33,225)	(27,999)	(25,878)	(20,000)	(20,000)	5,878
Total Expenditures	**3,726,002**	**1,337,758**	**3,846,800**	**3,675,567**	**3,600,904**	**(245,896)**
Other Financing Sources (Uses)						
Other Financing Sources	0	0	0	84,367	84,367	84,367
Other Financing Uses	0	0	0	(92,488)	(92,488)	(92,488)
Total Other Financing Sources (Uses)	**0**	**0**	**0**	**(8,121)**	**(8,121)**	**(8,121)**
Net Revenues (Expenditures)	**(1,614,254)**	**558,770**	**(260,029)**	**0**	**0**	**260,029**
Additional Funding Support						
3530 IGS Airport Enterprise Fund	1,614,254	(558,770)	260,029	0	0	(260,029)
Total Additional Funding Support	**1,614,254**	**(558,770)**	**260,029**	**0**	**0**	**(260,029)**
Staffing Positions						
Allocated Positions	19.00	19.00	21.00	13.00	12.00	(9.00)

SIGNIFICANT CHANGES

- The proposed revenue budget for the Operating Revenue & Contribution category has increased by 6% or $137,160 due to increases in aircraft storage T-Hangar and tie down revenue, terminal income, and sales of fuel and oil.
- The proposed General Fund Contribution has decreased by 29% or $91,438 due to contributions in FY 2018-19 to improve the Aviation fund balance.
- The proposed expenditure budget for the Salaries & Employee Benefits category has increased by 16% or $159,601 due to negotiated salary and benefit increases and the addition of 1.0 FTE in FY 2018-19 at mid-year.
- The proposed expenditure budget for the Services & Supplies category has decreased by 10% or $216,742 due to decreasing costs by identifying essential needs in order to bring the budget into balance.
- The proposed expenditure budget for the Fixed Assets category has decreased by 48% or $176,532 due to decreases in landscaping costs, building improvements and security system one-time installation costs. Funding of $189,000 is recommended for fixed assets; additional details on the proposed equipment and projects are available in the Capital Expenditures table.
- The proposed expenditure budget for the Other Financing Uses category has increased by 100% or $92,488 due to a change in local accounting practices that now requires transfers to other budgets to be reflected as a “transfer out” expense under the category “Other Financing Uses”. Funding of $92,488 is being transferred to Capital Projects (budget unit 3530-170) to fund projects at ACV.
- The proposed revenue budget for the Other Financing Sources category has increased by 100% or $84,367 due to a change in local accounting

SIGNIFICANT CHANGES

practices that now requires transfers from IGS Airport Enterprise Fund to be reflected as a "transfer in" under the category "Other Financing Sources." In prior years, this was categorized as "Additional Funding Support". The actual use of fund balance has decreased by 68% or $175,662 due to efforts to minimize expenditures. This use of fund balance is offset by contributions to fund balance budgeted in the other airports contained in this section.



ADDITIONAL FUNDING REQUESTS

ACV submitted the following additional funding request: $74,377 for 1.0 FTE Airport Service Worker to ensure compliance with federal regulations for safety with the FAA.

This additional funding request is not recommended at this time. While this request has merit it did not meet a priority level that allowed for it to be funded based on available financial resources.

PERSONNEL

A decrease of 9.0 FTE is proposed. The decrease is due to the deallocation of a Program Coordinator position held vacant and unfunded, as well as the deallocation of 8.0 frozen and unfunded positions.

<u>Deallocate</u>

1.0 Program Coordinator

1.0 Facility Maintenance Mechanic I/II (Frozen)

2.0 Airport Service Worker I/II (Frozen)

3.0 Building Maintenance Custodian (Frozen)

1.0 Airport Groundskeeper (Frozen)

1.0 Airport Service Manager (Frozen)



FY 2019-20 PROPOSED BUDGET TABLE — AVIATION CAPITAL PROJECTS 3539-170

	2016-17 Actual	2017-18 Actual	2018-19 Adjusted	2019-20 Requested	2019-20 Proposed	Increase (Decrease)
Revenues						
Use of Money and Property	422	599	600	0	0	(600)
Other Governmental Agencies	455,736	2,471,419	7,796,771	4,304,791	4,304,791	(3,491,980)
Other Revenues	57,554	314,266	0	0	0	0
General Fund Contribution	0	0	0	57,208	57,208	57,208
Total Revenues	**513,712**	**2,786,284**	**7,797,371**	**4,361,999**	**4,361,999**	**(3,435,372)**
Expenditures						
Other Charges	99,505	192,317	576,271	470,947	470,947	(105,324)
Fixed Assets	453,209	3,019,617	7,221,100	3,891,052	3,891,052	(3,330,048)
Total Expenditures	**552,714**	**3,211,934**	**7,797,371**	**4,361,999**	**4,361,999**	**(3,435,372)**
Net Revenues (Expenditures)	**0**	**0**	**0**	**0**	**0**	**0**
Additional Funding Support						
3539 Aviation Capital Projects	39,002	425,650	0	0	0	0
Total Additional Funding Support	**39,002**	**425,650**	**0**	**0**	**0**	**0**
Staffing Positions						
Allocated Positions	0.00	0.00	0.00	0.00	0.00	0.00

SIGNIFICANT CHANGES

- The proposed revenue budget for the Other Governmental Agencies category has decreased by 45% or $3,491,980 due to project completion of the Garberville runway and movement into phase 4 of the ACV Aircraft Rescue and Firefighting (ARFF) project.
- The proposed General Fund Contribution has increased 100% or $57,208 for funding to contract for the development of design plans for a new airfield electrical system at ACV. This request was submitted for Measure Z funding and was recommended by the Citizens' Advisory Committee, however due to limited Measure Z resources, the Board directed this request to be funded through the General Fund.
- The proposed expenditure budget for the Other Charges category decreased by 18% or $105,324 due to partial completion of the Airport Landuse Compatibility Study.
- The proposed expenditure budget for Fixed Assets decreased by 46% or $3,330,048 due to completion of the Garberville Runway, movement into phase 4 of the ACV Aircraft Rescue and Firefighting Facility (ARFF) project, and partial completion of the Airport Landuse Compatibility Study. Funding of $3,891,052 is recommended for fixed assets; additional details on proposed equipment and projects are available in the Capital Expenditures table.

ADDITIONAL FUNDING REQUESTS

Aviation Capital Projects submitted no additional funding requests. However, a request for $81,725 was submitted through the Measure Z budget unit to contract for development of design plans for a new airfield electrical system at ACV. This request was recommended for reduced funding by the Citizens' Advisory Committee, however due to limited Measure Z resources, the Board directed this request to be funded through the General Fund.

PERSONNEL

There are no personnel changes.



PUBLIC WORKS DEPARTMENTAL SUMMARY

DEPARTMENT HEAD

Tom Mattson, Public Works Director

The Humboldt County Department of Public Works exists to supply the infrastructure needs that allow the county to thrive as an economically and socially cohesive community. The department's long-term strategic goals are to maintain the transportation, recreational, and facility structures Humboldt County citizens use and enjoy in their daily lives. Public Works strives to do this in a fiscally and environmentally responsible manner, taking in to account the diverse characteristics of the population, exquisite natural environment and relative geographic population.

BUDGET TOTALS	FY 2019-20
Expenditures + Other Funding Uses	$ 114,189,839
Revenues + Other Funding Sources	$ 109,232,717
General Fund Contribution	$ 4,957,122
Personnel	189.0
% General Fund Contribution	4%

BUDGET UNITS

The Public Works Department consists of the following program areas:

Facility Management

- 1100 162 Building Maintenance
- 1100 170 Capital Projects

Fleet Services

- 3500 350 Motor Pool
- 3500 351 Motor Pool Reserve
- 3540 330 Equipment Maintenance

Land Use

- 1100 166 Public Works Land Use
- 1100 168 County Surveyor
- 1200 322 Roads-Right of Way

Measure Z

- 1100 298 Public Works Measure Z

Natural Resources – Planning

- 1720 289 Natural Resources

Parks and Trails

- 1100 713 Parks & Recreation
- 1710 715 Bicycle & Trailways Program
- 1710 716 Forest Resources & Recreation – McKay Community Forest

Roads

- 1200 320 Roads Administration
- 1200 321 Roads Engineering
- 1200 325 Roads Maintenance
- 1200 331 Roads Natural Resources
- 1200 888 Roads General Purpose Revenue
- 1200 990 Roads Contingencies

Solid Waste

- 1100438 Solid Waste

Transportation Services

- 1150 910 Transportation Services

Water Management

- 1100 251 Water Management

ORGANIZATIONAL CHART

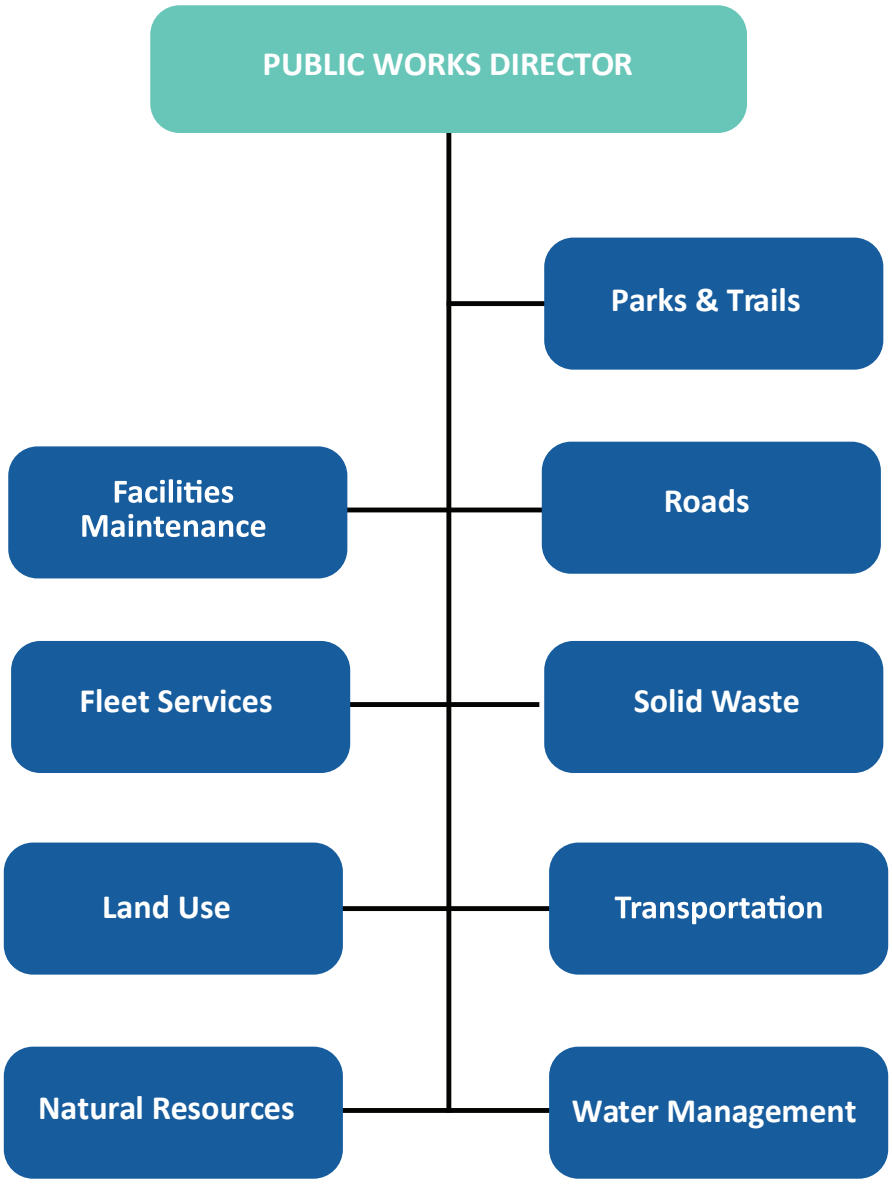

FY 2019-20 DEPARTMENTAL SUMMARY BUDGET TABLE — PUBLIC WORKS

	2016-17 Actual	2017-18 Actual	2018-19 Adjusted	2019-20 Requested	2019-20 Proposed	Increase (Decrease)
Revenues						
Taxes	5,685,194	5,929,104	6,799,130	5,904,067	5,904,067	(895,063)
Operating Revenue & Contribution	1,469,661	1,147,634	2,154,106	2,218,716	2,218,716	64,610
Licenses and Permits	63,686	82,003	70,750	94,516	94,516	23,766
Use of Money and Property	101,874	95,681	67,510	63,500	63,500	(4,010)
Other Governmental Agencies	17,334,463	27,908,558	65,474,996	67,056,644	67,056,644	1,581,648
Charges for Current Services	6,933,945	6,650,966	6,213,760	6,398,294	6,398,294	184,534
Other Revenues	826,116	2,970,835	9,538,628	11,508,639	11,508,639	1,970,011
Other Financing Sources	12,870	106,771	830,613	636,972	636,972	(193,641)
General Fund Contribution	0	0	25,000	3,020,000	520,000	495,000
Total Revenues	**32,427,809**	**44,891,552**	**91,174,493**	**96,901,348**	**94,401,348**	**3,226,855**
Expenditures						
Capital Contracts	2,557,659	3,995,686	7,725,734	3,501,345	3,501,345	(4,224,389)
Salaries & Employee Benefits	12,108,170	12,495,455	14,056,528	15,713,365	15,156,790	1,100,262
Services and Supplies	12,937,289	12,848,936	19,059,549	28,953,147	23,260,096	4,200,547
Other Charges	12,748,714	11,193,489	15,937,605	15,767,247	15,717,247	(220,358)
Fixed Assets	2,203,743	12,579,049	43,315,035	42,701,516	42,237,516	(1,077,519)
Special Items	(474,081)	(575,154)	(577,000)	(559,912)	(559,912)	17,088
Other Financing Uses	114,458	25,144	0	0	0	0
Total Expenditures	**42,195,952**	**52,562,605**	**99,517,451**	**106,076,708**	**99,313,082**	**(204,369)**
Other Financing Sources (Uses)						
Other Financing Sources	0	0	78,308	14,851,369	14,851,369	14,773,061
General Fund Contribution	0	0	0	9,200,748	4,937,122	4,937,122
Other Financing Uses	0	0	0	(14,876,757)	(14,876,757)	(14,876,757)
Total Other Financing Sources (Uses)	**0**	**0**	**78,308**	**9,175,360**	**4,911,734**	**4,833,426**
Net Revenues (Expenditures)	**(9,768,143)**	**(7,671,053)**	**(8,264,650)**	**0**	**0**	**8,264,650**
Additional Funding Support						
1100 General Fund	5,698,178	5,523,922	8,155,433	0	0	(8,155,433)
1150 General E-Transportation Serv	(879)	(556)	(657,179)	0	0	657,179
1200 Roads	3,456,937	1,062,541	(193,406)	0	0	193,406
1710 Forest Resources and Recreation	94,912	133,200	0	0	0	0
1720 Northcoast Resource Partnership	7,977	82,910	(650)	0	0	650
3500 IGS-Motor Pool	166,177	369,477	469,331	0	0	(469,331)
3540 Roads Heavy Equipment ISF	344,841	499,559	491,121	0	0	(491,121)
Total Additional Funding Support	**9,768,143**	**7,671,053**	**8,264,650**	**0**	**0**	**(8,264,650)**
Staffing Positions						
Allocated Positions	201.00	204.00	202.00	202.00	189.00	(13.00)

FISCAL YEAR 2019-20

TOTAL REVENUES

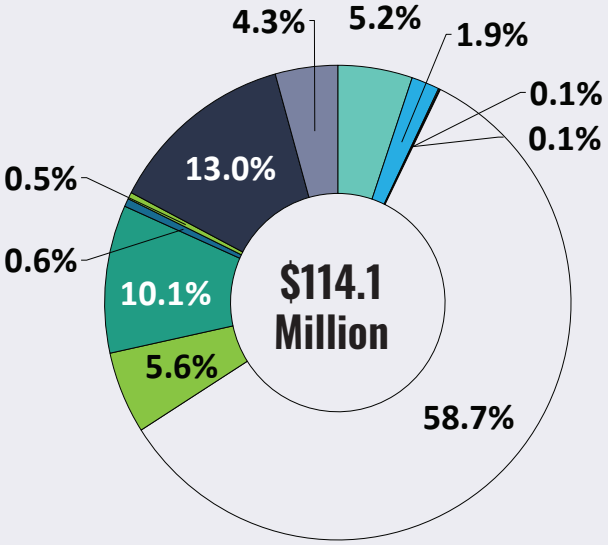

TOTAL EXPENDITURES

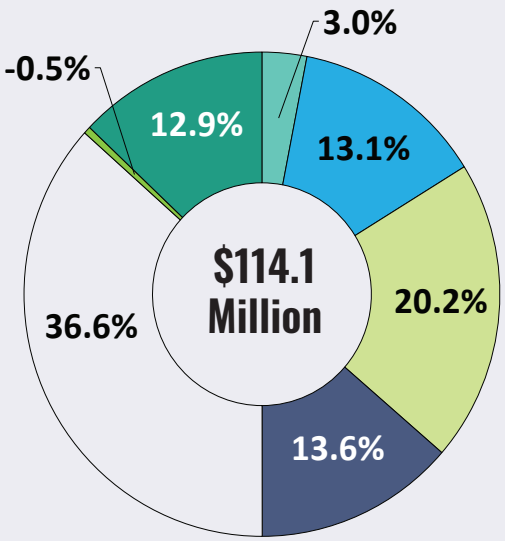

BY PROGRAM AREA

PERMANENT POSITIONS



EXPENDITURES

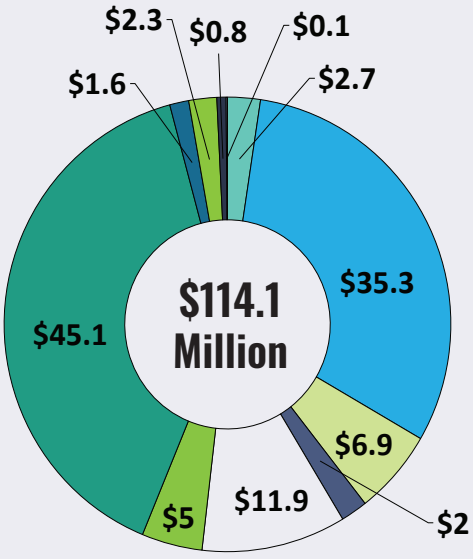

FACILITIES MANAGEMENT

PROGRAM DISCUSSION BY BUDGET UNIT

The Facility Management Division is responsible for maintenance and alterations to existing facilities, managing lease agreements, as well as planning, design, and construction of new facilities. The purpose of Facility Management is to provide and maintain a safe, healthy and comfortable work environment for county employees and persons transacting business with the county. Staff provides and manages planning, design and construction services for projects in county owned and leased facilities, while striving to meet the highest standards possible with the resources available. The goal of the real property agent is to research available properties for lease, negotiate lease contracts, and manage and maintain leased properties in a manner that is cost effective and meets the needs of all county departments.

The purpose of Capital Projects is to provide funding for capital (construction) improvements to county buildings and facilities inventory that include leased facilities. Capital Projects consists of multiple, multi-year projects.

Funds are primarily derived from transfers from the Deferred Maintenance trust fund pursuant to supplemental appropriations approved by the Board of Supervisors as projects are ready for construction.

This program contains the following budget units:

- 1100 162 Facility Management
- 1100 170 Capital Projects

This program supports the Board of Supervisors' Strategic Framework by maintaining our resources to ensure sustainability of resources.



ACCOMPLISHMENTS & GOALS

- Invested in county employees and provided for and maintained infrastructure by filling a vacant Deputy Director position.
- Managed resources to ensure sustainability of services by identifying potential county owned properties that present development opportunities in the facilities master plan.
- Enforced laws and regulations to protect residents and fostering transparent, accessible, welcoming and user-friendly services by utilizing in-house Certified Access Specialist in the management of building maintenance and capital projects.
- Provided for and maintained infrastructure by assisting in the Facilities Management Software project. The successful completion of this project will assist several divisions of the Public Works Department, the Department of Health and Human Services and ADA Compliance to better track deferred maintenance issues and needs, facilities maintenance, call tickets and ADA project needs.
- Provide for and maintain infrastructure through the completion of the Eureka Veterans Building Seismic Repair project.
- Provide for and maintain infrastructure and manage resources to ensure sustainability of services through the Facilities Master Plan project. Completion of this project will move the county toward a campus complex concept locating like services together, identify the condition of county buildings and identify an implementation and funding plan.
- Facilitate public/private partnerships to solve problems by completing no-cost T-LED retrofit projects with Redwood Coast Energy Authority (RCEA) at county facilities. RCEA will re-lamp existing fluorescent fixtures with energy-saving LED bulbs at Public Works Main, Clark Complex, Heavy Equipment Garage, and County Public Health Main.
- Enforce laws and regulations to protect residents and foster transparent, accessible, welcoming and user-friendly services by assisting with Americans with Disabilities Act barrier removal in county facilities.



FY 2019-20 PROPOSED BUDGET TABLE — FACILITY MANAGEMENT 1100-162

	2016-17 Actual	2017-18 Actual	2018-19 Adjusted	2019-20 Requested	2019-20 Proposed	Increase (Decrease)
Revenues						
Charges for Current Services	119,153	113,125	118,000	122,995	122,995	4,995
Other Revenues	28,190	547	0	0	0	0
Total Revenues	**147,343**	**113,672**	**118,000**	**122,995**	**122,995**	**4,995**
Expenditures						
Salaries & Employee Benefits	1,635,180	1,965,517	2,199,545	2,374,300	2,299,191	99,646
Services and Supplies	394,204	404,525	486,689	470,226	464,375	(22,314)
Other Charges	102,828	128,315	507,744	319,149	319,149	(188,595)
Fixed Assets	34,224	57,721	163,263	101,200	101,200	(62,063)
Special Items	(217,801)	(301,800)	(360,000)	(438,670)	(438,670)	(78,670)
Total Expenditures	**1,948,635**	**2,254,278**	**2,997,241**	**2,826,205**	**2,745,245**	**(251,996)**
Other Financing Sources (Uses)						
General Fund Contribution	0	0	0	2,703,210	2,622,250	2,622,250
Total Other Financing Sources (Uses)	**0**	**0**	**0**	**2,703,210**	**2,622,250**	**2,622,250**
Net Revenues (Expenditures)	**(1,801,292)**	**(2,140,606)**	**(2,879,241)**	**0**	**0**	**2,879,241**
Additional Funding Support						
1100 General Fund	1,801,292	2,140,606	0	0	0	0
Total Additional Funding Support	**1,801,292**	**2,140,606**	**0**	**0**	**0**	**0**
Staffing Positions						
Allocated Positions	44.00	47.00	48.00	47.00	46.00	(2.00)

SIGNIFICANT CHANGES

- The proposed expenditure budget for the Salaries & Employee Benefits category has increased by 5% or $99,646 due to negotiated salary and benefit increases.
- The proposed expenditure budget for the Other Charges category has decreased by 37% or $188,595 due to partial completion of the Brownfield Plume Cleanup project.
- The proposed expenditure budget for the Fixed Assets category has decreased by 38% or $62,063 due completion of Humboldt County Superior Court's Fiber Optic Backbone project. Funding of $101,200 is recommended for fixed assets; additional details on the proposed equipment and projects are available in the Capital Expenditures table.
- The proposed expenditure budget for the Special Items category has increased by 22% or $78,670 due to charges for Public Works services for the new Construction Project Manager not covered by the General Fund.
- The proposed General Fund Contribution has increased by 100% or $2,622,250 due to a change in local accounting practices. Contributions from the General Fund are now reflected as Other Financing Sources (Uses). The proposed General Fund Contribution has actually increased by 18% or $472,980. This increase is due to carry-forward funding for the Courthouse Rollup Gate project ($101,200) and the Brownfields remediation project ($205,460).

PERSONNEL

A decrease of 2.0 FTE is proposed. The decrease is due to the deallocation of positions held frozen and unfunded.

Deallocate

2.0 Building Maintenance Custodian (Frozen)

ADDITIONAL FUNDING REQUESTS

Facilities Management submitted the following four additional funding requests:

1. $80,000 for 1.0 FTE Staff Services Specialist to provide project management and office support.

2. $2,500 to generate milestone schedules on key projects that concisely communicate critical dates and processes to project stakeholders. The proposed cloud-based software (Microsoft Project) will allow up to 6 users to generate project schedules and other project management resources. Microsoft Project is an industry standard software and integrates with the current Office 365 platform.

3. $1,750 for an updated summary of changes publication to Title 24 of the California Code of Regulations, which governs the design and construction of all building occupancies and associated facilities and equipment throughout California. The 2019 version is due to be issued in July 2019, and summary publications should be available shortly thereafter.

4. $5,374 for the purchase of two tablet devices and mobile data plans to administer Metabim remotely. This will allow technicians to review drawings, generate work orders, and input project data remotely while engaged with the work at hand.

Requests 2, 3 and 4 are recommended at this time.

Request 1 is not recommended at this time. While this request has merit it did not meet a priority level that allowed for it to be funded based on available financial resources.



FY 2019-20 PROPOSED BUDGET TABLE — CAPITAL PROJECTS 1100-170

	2016-17 Actual	2017-18 Actual	2018-19 Adjusted	2019-20 Requested	2019-20 Proposed	Increase (Decrease)
Revenues						
Other Governmental Agencies	539,249	7,737,857	27,512,358	24,132,932	24,132,932	(3,379,426)
Other Revenues	441,950	2,726,860	7,394,607	9,473,652	9,473,652	2,079,045
Other Financing Sources	12,870	106,771	830,613	636,972	636,972	(193,641)
Total Revenues	**994,069**	**10,571,488**	**35,737,578**	**34,243,556**	**34,243,556**	**(1,494,022)**
Expenditures						
Services and Supplies	23	27,252	1,920	1,920	1,920	0
Other Charges	52,963	5,694	5,065	139	139	(4,926)
Fixed Assets	1,292,694	10,988,487	38,625,658	35,397,836	35,397,836	(3,227,822)
Total Expenditures	**1,345,680**	**11,021,433**	**38,632,643**	**35,399,895**	**35,399,895**	**(3,232,748)**
Other Financing Sources (Uses)						
General Fund Contribution	0	0	0	1,156,339	1,156,339	1,156,339
Total Other Financing Sources (Uses)	**0**	**0**	**0**	**1,156,339**	**1,156,339**	**1,156,339**
Net Revenues (Expenditures)	**(351,611)**	**(449,945)**	**(2,895,065)**	**0**	**0**	**2,895,065**
Additional Funding Support						
1100 General Fund	351,611	449,945	0	0	0	0
Total Additional Funding Support	**351,611**	**449,945**	**0**	**0**	**0**	**0**
Staffing Positions						
Allocated Positions	0.00	0.00	0.00	0.00	0.00	0.00

SIGNIFICANT CHANGES

- The proposed revenue budget for the Other Governmental Agencies category has decreased by 12% or $3,379,426 due to utilization of project funding from CalEMA for the Eureka Veterans Seismic Repair project.
- The proposed revenue budget for the Other Revenues category increased by 28% or $2,079,045 due to additional funding for the completion of the courthouse 5th floor remodel project to centralize services of the District Attorney's Victim Witness and Child Abuse Services Team, and for the relocation and replacement of the courthouse heating, ventilation and air conditioning units.
- The proposed revenue budget for the Other Financing Sources category decreased by 23% or $193,641 due to utilization of project funding for the Juvenile Hall project.
- The proposed expenditure budget for the Fixed Assets category has decreased by 8% or $3,227,822 due to the Eureka Veterans Building Seismic Repair project nearing completion. Funding of $35,397,836 is recommended for fixed assets; additional details on the proposed equipment and projects are available in the Capital Expenditures table.
- The proposed General Fund Contribution has increased by 100% or $1,156,339 due to a change in accounting practices. Contributions from the General Fund are now reflected as Other Financing Sources (uses). The proposed General Fund contribution is actually $139 with the remaining $1,156,200 being carried forward from the prior fiscal year as those funds have been committed to capital projects.

ADDITIONAL FUNDING REQUESTS

Capital Projects submitted no additional funding requests.

PERSONNEL

There are no personnel changes.

FLEET SERVICES

PROGRAM DISCUSSION BY BUDGET UNIT

Fleet Services provides competitive procurement, maintenance and disposal of fleet vehicles and road construction equipment to ensure safe operating equipment and customer satisfaction. The division focuses on providing efficient service and innovative maintenance programs for Humboldt County.

Fleet Services manages the rolling stock of over 500+ fleet vehicles, 122 pieces of heavy equipment and 96 pieces of support equipment. The fleet serves all county departments and some outside governmental agencies with vehicles and repair and maintenance services. Fleet Services contains the following departments:

3500 350 Motor Pool

This budget unit serves the transportation needs of approximately 40 departments and outside government agencies. Motor Pool operates a repair facility allowing for routine maintenance of vehicles such as tire changes/rotation, fluid replacements and minor repairs. The unit manages a daily rental fleet with a mixture of 75 cars, trucks, and vans for the use of all county departments. The remainder of the vehicles in the fleet are assigned to specific departments for their exclusive use.

3500 351 Motor Pool Reserve

This budget unit collects annual depreciation reported through vehicle mileage logs. Departments are charged accordingly based on usage and vehicle assignment. Depreciation collection funds the purchase of replacement vehicles; the process assures the sustainability of transportation to provide county services to the public.

3540 330 Heavy Equipment

This budget units supports Heavy Equipment, an internal service fund that primarily serves the Road Division. It manages 122 pieces of heavy equipment and 96 pieces of support equipment. The division houses a repair facility, fabrication shop, tire shop and parts department. The combination of services allows for on-site equipment repair. Repairs done in-house ensure that equipment repair can be prioritized and offered at a lower cost than can be expected from an outside repair facility.

This program supports the Board of Supervisors' Strategic Framework by providing for and maintaining infrastructure, supporting business, workforce development and creation of private sector jobs, providing community-appropriate levels of service, and managing our resources to ensure sustainability of services.



ACCOMPLISHMENTS & GOALS

- Provided for and maintained infrastructure through a fleet of over 500+ vehicles, 120+ pieces of heavy equipment, and keeping them all on the road remains a priority.
- Managed resources to ensure sustainability of services through keeping vehicle and equipment costs low by doing in-house repairs and parts shopping for the most competitive pricing.
- Created opportunities for improved safety and health through the purchase of two Loaders, one Gradall and purchasing two Motor Graders that replace outdated equipment and begin the process of bringing the county up to California Air Resource Board's (CARB) standards.



- Provide community-appropriate levels of services by keeping vehicles and equipment on the road with as little time as needed for repair or up-fitting.
- Provide for and maintain infrastructure by updating shop equipment with modern software based repair equipment that meet current standards.
- Create opportunities for improved safety and health and manage resources to ensure sustainability of service through the lease purchasing of one D6 bulldozer to replace the non-CARB compliant aging unit with a new unit that needs CARB standards.
- Manage resources to ensure sustainability of services and provide for and maintain infrastructure through lease purchasing of one Loader, one Rubber Tire Roller, and one Equipment Trailer over the next two years.
- Manage resources to ensure sustainability of services and provide for and maintain infrastructure by providing safe, efficient, low cost transportation and construction equipment to county departments enabling them to provide services to the public superior to those provided by the private sector.



FY 2019-20 PROPOSED BUDGET TABLE — MOTOR POOL 3500-350

	2016-17 Actual	2017-18 Actual	2018-19 Adjusted	2019-20 Requested	2019-20 Proposed	Increase (Decrease)
Revenues						
Charges for Current Services	2,029,469	1,831,579	1,892,500	2,141,739	2,141,739	249,239
Other Revenues	20,540	10,800	7,980	0	0	(7,980)
Total Revenues	**2,050,009**	**1,842,379**	**1,900,480**	**2,141,739**	**2,141,739**	**241,259**
Expenditures						
Salaries & Employee Benefits	491,503	508,521	631,595	647,118	647,118	15,523
Services and Supplies	1,334,475	1,576,867	1,620,772	1,600,407	1,600,407	(20,365)
Other Charges	274,642	229,298	247,013	183,148	183,148	(63,865)
Special Items	(77,932)	(110,666)	(70,000)	(70,000)	(70,000)	0
Total Expenditures	**2,022,688**	**2,204,020**	**2,429,380**	**2,360,673**	**2,360,673**	**(68,707)**
Other Financing Sources (Uses)						
Other Financing Sources	0	0	0	218,934	218,934	218,934
Total Other Financing Sources (Uses)	**0**	**0**	**0**	**218,934**	**218,934**	**218,934**
Net Revenues (Expenditures)	**27,321**	**(361,641)**	**(528,900)**	**0**	**0**	**528,900**
Additional Funding Support						
3500 IGS Motor Pool	(27,321)	361,641	528,900	0	0	(528,900)
Total Additional Funding Support	**(27,321)**	**361,641**	**528,900**	**0**	**0**	**(528,900)**
Staffing Positions						
Allocated Positions	8.00	8.00	9.00	9.00	9.00	0.00

SIGNIFICANT CHANGES

- The proposed revenue budget for the Charges for Current Services category has increased by 13% or $249,239 due to projected reimbursement for the increases in total fleet size based on usage and repair costs.
- The proposed expenditure budget for the Other Charges has decreased by 25% or $63,865 due to filling the Fiscal Assistant position. The Fiscal Assistant position will do the work previously performed by Roads Administration and charged to Motor Pool.
- The proposed revenue budget for the Other Financing Sources category has increased by 100% or $218,934 due to a changes in local accounting practices that requires the use of fund balance to be reflected as a "transfer in" in order to balance the budget. Use of fund balance has actually decreased by 59% or $309,963 due to increased revenues.

ADDITIONAL FUNDING REQUESTS

Motor Pool submitted no additional funding requests.

PERSONNEL

There are no personnel changes.



FY 2019-20 PROPOSED BUDGET TABLE — MOTOR POOL RESERVE 3500-351

	2016-17 Actual	2017-18 Actual	2018-19 Adjusted	2019-20 Requested	2019-20 Proposed	Increase (Decrease)
Revenues						
Operating Revenue & Contribution	1,099,145	1,147,634	2,154,106	1,738,716	1,738,716	(415,390)
Use of Money and Property	51,491	62,441	50,000	50,000	50,000	0
Charges for Current Services	0	0	20,000	0	0	(20,000)
Other Revenues	122,600	0	25,000	25,000	25,000	0
Total Revenues	**1,273,236**	**1,210,075**	**2,249,106**	**1,813,716**	**1,813,716**	**(435,390)**
Expenditures						
Other Charges	960,194	1,009,754	2,431	2,236	2,236	(195)
Fixed Assets	506,540	208,157	2,187,106	1,811,480	1,811,480	(375,626)
Total Expenditures	**1,466,734**	**1,217,911**	**2,189,537**	**1,813,716**	**1,813,716**	**(375,821)**
Net Revenues (Expenditures)	**(193,498)**	**(7,836)**	**59,569**	**0**	**0**	**(59,569)**
Additional Funding Support						
3500 IGS Motor Pool	193,498	7,836	(59,569)	0	0	59,569
Total Additional Funding Support	**193,498**	**7,836**	**(59,569)**	**0**	**0**	**59,569**
Staffing Positions						
Allocated Positions	0.00	0.00	0.00	0.00	0.00	0.00

SIGNIFICANT CHANGES

- The proposed revenue budget for the Operating Revenue & Contribution category has decreased by 19% or $415,390 due to vehicle purchases from FY 2017-18 carried forward into FY 2018-19 causing an inflation of the budget total in FY 2018-19.
- The proposed revenue budget for the Other Governmental Agencies category has decreased by 100% or $20,000 due to reimbursable charges to other divisions that are not expected in FY 2019-20.
- The proposed expenditure budget for the Fixed Assets category has decreased by 17% or $375,626 due to vehicle purchases from FY 2017-18 carried forward into FY 2018-19. Funding of $1,811,480 is recommended for fixed assets; additional details on the proposed equipment and projects are available in the Capital Expenditures table.

ADDITIONAL FUNDING REQUESTS

Motor Pool Reserve submitted no additional funding requests.

PERSONNEL

There are no personnel changes.



FY 2019-20 PROPOSED BUDGET TABLE — HEAVY EQUIPMENT 3540-330

	2016-17 Actual	2017-18 Actual	2018-19 Adjusted	2019-20 Requested	2019-20 Proposed	Increase (Decrease)
Revenues						
Operating Revenue & Contribution	370,516	0	0	480,000	480,000	480,000
Use of Money and Property	8,015	19,603	9,000	10,000	10,000	1,000
Charges for Current Services	1,873,159	2,386,193	2,075,000	2,075,000	2,075,000	0
Other Revenues	27,778	27,819	7,161	0	0	(7,161)
Total Revenues	**2,279,468**	**2,433,615**	**2,091,161**	**2,565,000**	**2,565,000**	**473,839**
Expenditures						
Salaries & Employee Benefits	960,607	965,317	908,920	944,293	944,293	35,373
Services and Supplies	1,148,346	1,276,029	1,611,193	1,684,041	1,684,041	72,848
Other Charges	654,313	611,246	192,169	157,699	157,699	(34,470)
Fixed Assets	5,014	212,649	78,308	0	0	(78,308)
Special Items	(143,971)	(132,067)	(130,000)	(14,242)	(14,242)	115,758
Total Expenditures	**2,624,309**	**2,933,174**	**2,660,590**	**2,771,791**	**2,771,791**	**111,201**
Other Financing Sources (Uses)						
Other Financing Sources	0	0	78,308	206,791	206,791	128,483
Total Other Financing Sources (Uses)	**0**	**0**	**78,308**	**206,791**	**206,791**	**128,483**
Net Revenues (Expenditures)	**(344,841)**	**(499,559)**	**(491,121)**	**0**	**0**	**491,121**
Additional Funding Support						
3540 Roads Heavy Equipment ISF	344,841	499,559	491,121	0	0	(491,121)
Total Additional Funding Support	**344,841**	**499,559**	**491,121**	**0**	**0**	**(491,121)**
Staffing Positions						
Allocated Positions	11.00	11.00	11.00	11.00	11.00	0.00

SIGNIFICANT CHANGES

- The proposed revenue budget for the Operating Revenue & Contribution category has increased by 100% or $480,000 due to depreciation collection from the Roads Maintenance budget.
- The proposed expenditure budget for the Other Charges category has decreased by 18% or $34,470 due to changes in local accounting practices.
- The proposed expenditure budget for the Fixed Assets category has decreased by 100% or $78,308 due to the one-time allocation of funding in FY 2018-19 for the purchase of a trailer.
- The proposed expenditure budget for the Special Items category has increased by 89% or $115,758 due to changes in local accounting practices a draw from Motor Pool Reimbursement is needed to create a net zero budget.
- The proposed revenue budget for the Other Financing Sources category has increased by 100% or $128,483 due to changes in local accounting practices that requires the use of a "transfer in" to utilize fund balance and balance the budget.

ADDITIONAL FUNDING REQUESTS

Heavy Equipment submitted no additional funding requests.

PERSONNEL

There are no changes to personnel.



LAND USE

PROGRAM DISCUSSION BY BUDGET UNIT

The Land Use Division's mission is to facilitate development by enforcing laws and regulations to protect residents and to provide for and maintain infrastructure. Land Use is responsible for review, administration and inspection of improvements required for land use projects. This budget group provides right-of-way and land acquisition services for construction and maintenance projects, manages county-owned property, maintains records, acquires agreements for borrow sites, researches right-of-way records, investigates complaints and assists other divisions as needed.

This budget group is also responsible for management and issuance of permits for activities within the public maintained road system, such as encroachment permits for driveways, parades, special events and transportation permits for oversize/overweight vehicles. This budget group provides land surveying services related to various projects and includes the County Surveyor.

The Land Use program contains the following budget units:

1100 166 General Fund Land Use:

This budget unit evaluates projects referred to the Public Works Department from the Planning and Building Department for impacts to county maintained infrastructure and facilities. These referrals are typically for development projects, such as residential subdivisions, apartment complexes and shopping centers with roads, drainage and associated improvements.

The purpose of this budget unit is to ensure that subdivision roads, drainage and grading infrastructure are designed and built to meet applicable county policies and codes as well as state and federal requirements. This unit also ensures that county maintained facilities and infrastructure are not adversely impacted by development.

1100 168 County Surveyor:

This budget unit funds the required county surveyor duties. The county surveyor provides for the review and approval of corner records; legal descriptions; subdivision maps within the unincorporated county; and record of survey maps. These functions are governed by the County Subdivision Ordinance; State Government Code; and the State Business & Professions Code.

1200 322 Roads-Right of Way:

The purpose of this budget unit is to provide survey, right-of-way, and property management services that meet state and federal regulations. This unit also ensures that activities by non-county entities within the public maintained road system do not negatively impact infrastructure or the public.

This program supports the Board of Supervisors' Strategic Framework by enforcing laws and regulations to protect residents and providing for and maintaining infrastructure.



ACCOMPLISHMENTS & GOALS

- Managed resources to ensure sustainability by forming two Permanent Road Divisions (assessment districts) to fund road maintenance.
- Managed resources to ensure sustainability through the acquisition of right of way for various road improvement projects, vacating unnecessary right of ways and managing real property.
- Fostered transparent, accessible, welcoming and user friendly services with the review and approval of Record of Surveys, subdivision maps, lot line adjustments, and other legal documents to be recorded/filed in the Office of the County Recorder.
- Enforced laws and regulations with the issuance of transportation permits, special event permits, and encroachment permits for activities and improvements to the county maintained road system.
- Provide for and maintain infrastructure with the implementation of Accella into the division's workflow. This will allow for improved permitting processes through utilization of the same system as Planning and Building.
- Manage resources to ensure sustainability of resources with the purchase of new survey equipment that will allow for improved efficiency.
- Foster transparent, accessible, welcoming and user friendly services by implementing the web-based County Surveyor Index.



FY 2019-20 PROPOSED BUDGET TABLE — LAND USE 1100-166

	2016-17 Actual	2017-18 Actual	2018-19 Adjusted	2019-20 Requested	2019-20 Proposed	Increase (Decrease)
Revenues						
Charges for Current Services	374,882	461,440	524,660	524,660	524,660	0
Other Revenues	3,090	276	23	23	23	0
Total Revenues	**377,972**	**461,716**	**524,683**	**524,683**	**524,683**	**0**
Expenditures						
Salaries & Employee Benefits	385,242	431,256	568,149	591,398	591,398	23,249
Services and Supplies	61,746	87,364	107,277	177,031	177,031	69,754
Other Charges	45,074	77,388	43,748	31,172	31,172	(12,576)
Special Items	(3,853)	(1,331)	(2,000)	(2,000)	(2,000)	0
Total Expenditures	**488,209**	**594,677**	**717,174**	**797,601**	**797,601**	**80,427**
Other Financing Sources (Uses)						
General Fund Contribution	0	0	0	272,918	272,918	272,918
Total Other Financing Sources (Uses)	**0**	**0**	**0**	**272,918**	**272,918**	**272,918**
Net Revenues (Expenditures)	**(110,237)**	**(132,961)**	**(192,491)**	**0**	**0**	**192,491**
Additional Funding Support						
1100 General Fund	110,237	132,961	192,491	0	0	(192,491)
Total Additional Funding Support	**110,237**	**132,961**	**192,491**	**0**	**0**	**(192,491)**
Staffing Positions						
Allocated Positions	5.00	5.00	5.00	5.00	5.00	0.00

SIGNIFICANT CHANGES

- The proposed expenditure budget for the Services & Supplies category has increased by 65% or $69,754 due to cost increases for insurance expenses.
- The proposed expenditure budget for the Other Charges category has decreased by 29% or $12,576 due to the allocation of an Administrative Secretary in FY 2018-19 has decreased the need for Roads staffing to assist with Land Use activities, causing a reduction in expense reimbursements.
- The proposed General Fund Contribution has increased by 100% or $272,918 due to changes in local accounting practices. Contributions from the General Fund are now reflected as "Other Financing Sources (Uses)". The proposed General Fund Contribution has actually increased by 42% or $80,427. The increase in the General Fund Contribution is primarily due to a one-time allocation recommended in FY 2019-20 for increased insurance expense.

ADDITIONAL FUNDING REQUESTS

Land Use submitted the following additional funding request: $74,654 for an unanticipated increase in insurance costs by $57,454 based on the way that insurance costs are distributed among budget units. In addition, overhead has increased causing a shortfall. There is not sufficient funding within the budget unit to cover this increased cost. Therefore, staffing for portions of the program will need to be reduced or eliminated.

This additional funding request is recommended at this time.

PERSONNEL

There are no personnel changes.

FY 2019-20 PROPOSED BUDGET TABLE — COUNTY SURVEYOR 1100-168

	2016-17 Actual	2017-18 Actual	2018-19 Adjusted	2019-20 Requested	2019-20 Proposed	Increase (Decrease)
Revenues						
Charges for Current Services	70,776	100,351	71,100	81,400	81,400	10,300
Total Revenues	**70,776**	**100,351**	**71,100**	**81,400**	**81,400**	**10,300**
Expenditures						
Salaries & Employee Benefits	0	0	0	78,303	0	0
Services and Supplies	4,407	2,648	6,200	27,197	5,500	(700)
Other Charges	76,820	82,758	82,294	93,816	93,816	11,522
Fixed Assets	0	0	0	59,000	59,000	59,000
Total Expenditures	**81,227**	**85,406**	**88,494**	**258,316**	**158,316**	**69,822**
Other Financing Sources (Uses)						
General Fund Contribution	0	0	0	176,916	76,916	76,916
Total Other Financing Sources (Uses)	**0**	**0**	**0**	**176,916**	**76,916**	**76,916**
Net Revenues (Expenditures)	**(10,451)**	**14,945**	**(17,394)**	**0**	**0**	**17,394**
Additional Funding Support						
1100 General Fund	10,451	(14,945)	17,394	0	0	(17,394)
Total Additional Funding Support	**10,451**	**(14,945)**	**17,394**	**0**	**0**	**(17,394)**
Staffing Positions						
Allocated Positions	0.00	0.00	0.00	0.00	0.00	0.00

SIGNIFICANT CHANGES

- The proposed revenue budget for the Charges for Current Services category has increased by 14% or $10,300 due to an increase in fees collected for survey maps.
- The proposed expenditure budget for the Other Charges category has increased by 14% or $11,522 due to charges for county surveyor time to process county surveyor duties, staff time is reimbursed to the Roads Real Property budget unit.
- The proposed expenditure budget for the Fixed Assets category has increased by 100% or $59,000 due to one-time allocation to purchase updated survey equipment. Funding of $59,000 is recommended for fixed assets; additional details on the proposed equipment and projects are available in the Capital Expenditures table.
- The proposed General Fund Contribution has increased by 100% or $76,916 due to changes in local accounting practices. Contributions from the General Fund are now reflected as "Other Financing Sources (Uses)". The proposed General Fund Contribution has actually increased by 100% or $59,522 due to the one-time allocation in FY 2019-20 to purchase updated survey equipment.

ADDITIONAL FUNDING REQUESTS

County Surveyor submitted the following two additional funding requests:

1. $59,000 for the purchase of a Trimble S7 Robotic Total Station with a Trimble TSC7 Controller and the necessary Trimble Business Center support software.
2. $100,000 for 1.0 FTE Engineering Technician I to maintain the County Surveyor Index, including associated office expense and training needs for an additional staff member.

Request 1 is recommended at this time. Request 2 is not recommended at this time. While this request has merit it did not meet a priority level that allowed for it to be funded based on available financial resources.

PERSONNEL

There are no personnel changes.

FY 2019-20 PROPOSED BUDGET TABLE — ROADS-RIGHT OF WAY 1200-322

	2016-17 Actual	2017-18 Actual	2018-19 Adjusted	2019-20 Requested	2019-20 Proposed	Increase (Decrease)
Revenues						
Licenses and Permits	60,743	81,476	69,350	92,866	92,866	23,516
Charges for Current Services	141,059	164,485	127,000	127,000	127,000	0
Other Revenues	1,541	5,468	3,000	3,000	3,000	0
Total Revenues	**203,343**	**251,429**	**199,350**	**222,866**	**222,866**	**23,516**
Expenditures						
Salaries & Employee Benefits	555,961	536,404	713,584	745,958	745,958	32,374
Services and Supplies	37,726	46,861	69,294	76,853	76,853	7,559
Other Charges	226,730	242,220	382,275	377,431	377,431	(4,844)
Fixed Assets	10,532	0	0	59,000	59,000	59,000
Total Expenditures	**830,949**	**825,485**	**1,165,153**	**1,259,242**	**1,259,242**	**94,089**
Other Financing Sources (Uses)						
Other Financing Sources	0	0	0	1,036,376	1,036,376	1,036,376
Total Other Financing Sources (Uses)	**0**	**0**	**0**	**1,036,376**	**1,036,376**	**1,036,376**
Net Revenues (Expenditures)	**(627,606)**	**(574,056)**	**(965,803)**	**0**	**0**	**965,803**
Additional Funding Support						
1200 Roads	627,606	574,056	965,803	0	0	(965,803)
Total Additional Funding Support	**627,606**	**574,056**	**965,803**	**0**	**0**	**(965,803)**
Staffing Positions						
Allocated Positions	9.00	9.00	9.00	7.00	7.00	(2.00)

SIGNIFICANT CHANGES

- The proposed revenue budget for the Licenses & Permits category has increased by 34% or $23,516 due to projected increases to Business Licenses and Encroachment Permits based on historical trends.
- The proposed expenditure budget for the Fixed Assets category has increased by 100% or $59,000 due to the purchase of a Robotic Total Station and Controller surveyor equipment to replace manual equipment purchased in 2008 that has reached its useful life. Funding of $59,000 is recommended for fixed assets; additional details on the proposed equipment and projects are available in the Capital Expenditures table.
- The proposed revenue budget for the Other Financing Sources category has increased by 100% or $1,036,376 due to changes in local accounting practices. The use of fund balance is now reflected as a "Transfer In" in order to balance the budget.

ADDITIONAL FUNDING REQUESTS

Roads-Right of Way submitted no additional funding requests.

PERSONNEL

A decrease of 2.0 FTE is proposed. The decrease is due to the deallocation of Engineering Technician I/II positions held frozen and unfunded.

Deallocate

2.0 Engineering Technician I/II (Frozen)

NATURAL RESOURCES

(1720 289)

PROGRAM DISCUSSION BY BUDGET UNIT

The purpose of the Natural Resources Planning Division is to implement programs for integrated water resource management and natural hazard resiliency.

Humboldt County serves as the regional grant administrator for the North Coast Resource Partnership (NCRP)which was initiated in 2004 in collaboration with the counties of Sonoma, Modoc, Mendocino, Trinity, Del Norte and Siskiyou. Division staff manages Proposition 84 and Proposition 1 water bond funded grant agreements as well as grants from other sources. The Division provides support to the Humboldt County Fire Safe Council and implements programs to benefit fire safety and hazard mitigation.

This budget unit consists of multiple, multi-year grants that are used to convey funding to sub grantees for planning and project implementation. Grant funds and General Funds have also been used to support county administration of grant agreements, management of sub grantees and contractors, and the pursuit of additional project funding.

The Natural Resources Planning (NRP) Division administers state grants awarded to the seven-county North Coast Resource Partnership (NCRP). The NCRP coordinates projects related to water supply and water quality, energy conservation and independence, and healthy and resilient watersheds and communities. The Division administers the multi-year grants with state funding agencies and administers sub-grantee agreements with the cities, districts, tribes, and non-profit organizations who implement the projects. In addition, staff lead various planning efforts with support from qualified consultants.

In FY 2019-20, the work supporting Proposition 84 grants will continue. The Budget includes three Proposition 84 project grants which support over 42 infrastructure and restoration projects in the NCRP service area. The Division will continue to work on the North Coast Integrated Regional Water Management Plan with support from a Proposition 1 planning grant. This grant also funds a disadvantaged community and Tribal involvement program which will continue to provide planning and technical assistance for Tribes and economically disadvantaged communities to be involved with the NCRP and associated funding opportunities.

The Board periodically authorizes county-wide planning efforts and implementation programs to address mitigation of natural hazards in collaboration with other public agencies and private sector participants. The Board appoints members to the Humboldt County Fire Safe Council to provide guidance for wildfire mitigation programs. The NRP Division provides staffing to administer and manage grant opportunities, lead the development of plans and plan updates, and support the activities of the Fire Safe Council and Firewise Communities. Funding for hazard mitigation programs has come from multiple state and federal grant programs as well as Secure Rural Schools Title III county funds.

This program contains budget unit 1720 289, and supports the Board of Supervisors' Strategic Framework by creating opportunities for improved safety and health, managing our resources to ensure sustainability of services, facilitating public/private partnerships to solve problems, building interjurisdictional and regional cooperation, and advancing local interests in natural resource discussions.

FY 2019-20 PROPOSED BUDGET TABLE — NATURAL RESOURCES 1720-289

	2016-17 Actual	2017-18 Actual	2018-19 Adjusted	2019-20 Requested	2019-20 Proposed	Increase (Decrease)
Revenues						
Use of Money and Property	1,575	36	0	0	0	0
Other Governmental Agencies	7,179,003	5,682,747	11,276,689	11,823,385	11,823,385	546,696
Charges for Current Services	20,077	8,998	15,000	15,000	15,000	0
Other Revenues	9	0	650	0	0	(650)
General Fund Contribution	0	0	20,000	20,000	20,000	0
Total Revenues	**7,200,664**	**5,691,781**	**11,312,339**	**11,858,385**	**11,858,385**	**546,046**
Expenditures						
Salaries & Employee Benefits	378,294	403,038	417,606	402,699	402,699	(14,907)
Services and Supplies	611,437	40,774	67,446	136,510	136,510	69,064
Other Charges	6,231,554	5,345,028	10,826,637	11,389,176	11,389,176	562,539
Special Items	(12,644)	(14,149)	0	(20,000)	(20,000)	(20,000)
Total Expenditures	**7,208,641**	**5,774,691**	**11,311,689**	**11,908,385**	**11,908,385**	**596,696**
Other Financing Sources (Uses)						
Other Financing Sources	0	0	0	50,000	50,000	50,000
Total Other Financing Sources (Uses)	**0**	**0**	**0**	**50,000**	**50,000**	**50,000**
Net Revenues (Expenditures)	**(7,977)**	**(82,910)**	**650**	**0**	**0**	**(650)**
Additional Funding Support						
1720 Northcoast Resource Partnership	7,977	82,910	(650)	0	0	650
Total Additional Funding Support	**7,977**	**82,910**	**(650)**	**0**	**0**	**650**
Staffing Positions						
Allocated Positions	4.00	4.00	4.00	4.00	4.00	0.00

SIGNIFICANT CHANGES

- The proposed revenue budget for the Other Governmental Agencies category increased by 5% or $546,696 due to increased grant funding allocations.
- The proposed expenditure budget for the Services & Supplies category has increased by 51% or $69,064 due to changes in local accounting practices. Expenses previously budgeted in "Other Charges" are now reflected in "Services and Supplies".
- The proposed expenditure budget for the Other Charges category has increased by 5% or $562,539 due to multiple multi-year grants and progress fluctuates from year to year.
- The proposed expenditure budget for the Special Items category has increased by 100% or $20,000 due to funding allocated to assist the Humboldt County Fire Chiefs Association with fire service planning through Measure Z.
- The proposed revenue budget for the Other Financing Sources category has increased by 100% or $50,000 due to changes in local accounting practices. Transfers from trust funds are now reflected as "Other Financing Sources."

ADDITIONAL FUNDING REQUESTS

Natural Resources submitted the following additional funding request: $20,000 to leverage additional grant funds and increase staff capacity, as well as to cover operational expenses that can not be reimbursed with grant funds. The General Fund allocation in FY 2018-19 has been used to leverage millions of dollars and increase staff ability to participate in the statewide arena to advocate for additional funding and resources for Humboldt and the whole North Coast Region. This relatively small investment has proven to pay itself back many times over.

This additional funding request is recommended at this time.

PERSONNEL

There are no personnel changes.

ACCOMPLISHMENTS & GOALS

- Built interjurisdictional and regional cooperation with 18 grant funded projects in FY 2018-19 that allowed for water quality improvements, from infrastructure improvement to watershed and habitat restoration.
- Managed resources to ensure sustainability with 7 grant funded projects that provided infrastructure related to water and wastewater improvement and restored watersheds throughout the region.
- Protected vulnerable populations with 13 grant funded projects that benefited disadvantaged communities who were in dire need of infrastructure improvement for a reliable water source. Two of these projects restored vulnerable watersheds to increase the habitat for endangered and threatened species. Also provided for and maintained infrastructure with 25 grant funded projects that restore important sensitive habitat for threatened species.
- Created opportunities for improved health and safety by updating the Humboldt County Community Wildfire Protection Plan in FY 2018-19. This accomplishment was the culmination of two years of collaboration among members of the Humboldt County Fire Safe Council (HCFSC).
- Supported the self-reliance of citizens with 38 property owners who participated in the FLASH program. There were 88 sites visited by contracting FLASH Technicians who completed 33 home risk assessments that provided recommendations for priority wildfire risk reduction measures.
- Sought outside funding sources with a grant award of $55,000 to support prescribed fire planning and education in partnership with University of California Cooperative Extension, volunteer fire departments, and private property owners. This work will mitigate wildfire hazards by increasing the ability of private property owners to conduct prescribed fire on their own land.
- Facilitated public/private partnerships to solve problems, by working with NCRP to gain recognition resulting in their being selected to administer $4.25 million in funding for 7 counties to implement local and regional projects to improve forest health and increase fire resiliency.
- Seek outside funding sources to benefit Humboldt County needs by pursuing projects that benefit Humboldt County watersheds and water and wastewater infrastructure.
- Protect vulnerable populations by administering the California Fire Safe Council grant to support prescribed fire planning and education in partnership with University of California Cooperative Extension, volunteer fire departments, and private property owners.
- Build interjurisdictional and regional cooperation by launching and implementing the California Natural Resources Agency and Department of Conservation funded $4.25 million Regional Forest and Fire Capacity Program block grant.
- Seek outside funding sources to benefit Humboldt County needs to implement the Humboldt County Community Wildfire Protection Plan and other Division initiatives.
- Manage resources to ensure sustainability by completing all grant projects and close-out obligations, ensure that all projects are completed to the standards of the grant agreement and achieve the desired benefits, and continue to maintain good standing as the regional grant administrator.



PARKS & TRAILS

PROGRAM DISCUSSION BY BUDGET UNIT

Parks and Trails provides for operation, maintenance, management and project development for the County Park and trail system. County Parks and Trails comprise 16 park sites, the five-mile Hammond Coastal Trail and the 1,000-acre McKay Community Forest. Public Works takes a leadership role in advancing regional trails.

The mission of the Parks Division is to provide high-quality outdoor recreational experiences in a safe environment and to implement responsible, science-based land stewardship. The Parks Division focuses on maintaining clean, safe, and accessible facilities and protecting park resources from incompatible uses.

This budget grouping contains three separate budget units: Parks & Recreation (713), Bicycles & Trailways (715) and McKay Community Forest (716). The baseline budget for Parks & Recreation is funded primarily through fee revenue (camping and day-use fees) and the General Fund. Four of the 16 county parks have day-use fees and five parks have campgrounds with associated fees. Fees were increased in 2016 to improve budget stability. The Bicycles & Trailways budget funds maintenance and other non-reimbursable work along with grant-funded work to develop trail projects. Historically the baseline budget for Bicycles & Trailways has been funded through the Transportation Development Act (TDA). However, TDA funds were fully utilized for transit needs in recent years and not available for this budget unit, forcing reliance on limited carry-over funds. A TDA contribution to the Bicycles & Trailways budget was restored in FY 2018-2019. The long-term financing plan for the McKay Community Forest is to use revenues from timber harvests to cover operating costs. Revenues will not cover expenditures for approximately the first 20 to 30 years of operation, due to the need for building a forest management program and reinvesting in infrastructure, resulting in the need to borrow funds to cover initial costs. This budget unit includes a $105,931 loan from the General Fund.

Parks staff administer fee collection and monitor for appropriate use. Maintenance duties include facility cleaning and repair, waste and wastewater services, stocking supplies, vegetation management, tree trimming, grounds keeping, and vandalism abatement. The Parks Division issues permits and administers special events and commercial filming at park facilities, and coordinates with federal and state agencies and local organizations on resource management issues. Due to staffing and budget constraints, the ability to implement facility enhancement projects, restoration activities, expansion and preventative maintenance is limited. Facility maintenance and equipment replacement continue to be deferred.

This program supports the Board's Strategic Framework by providing for and maintaining infrastructure, providing community-appropriate levels of service, managing our resources to ensure sustainability of services, fostering transparent, accessible, welcoming and user-friendly levels of services, and facilitating public/private partnerships to solve problems.



ACCOMPLISHMENTS

- Created opportunities for improved safety and health by securing funding of $13.3 million for construction of the project to complete the four-mile gap in the Humboldt Bay Trail between Eureka and Arcata.
- Created opportunities for improved safety and health and by completing the environmental phase for the Manila Highway 255 Shared Use Path Project to construct a half-mile path between Dean Street/ Pacific Avenue and Carlson Road.
- Facilitated public/private partnerships to solve problems by coordinating with Friends of the Dunes for a connection to the Humboldt Coastal Nature Center.
- Fostered transparent, accessible welcoming and user friendly services by completing the draft McKay Community Forest Trail Plan. This plan proposes a trail network of 27 miles of multi-use roads, multi-use trails, hiking trails, mountain bike trails and 1.5 miles of fully accessible trails and 0.7 miles of improved access trails and by initiating work with the California Conservation Corps for vegetation management and site preparation.
- Facilitated public/private partnerships to solve problems and created opportunities for improved safety and health by assisting the City of Blue Lake in obtaining a license agreement for the Annie & Mary Trail Phase 1 project, supported Caltrans in applying for funds to implement the Annie & Mary Trail Phase 2 project and coordinated with the City of Arcata to plan the Annie & Mary Trail connection to Mad River Park 1.
- Created opportunities for improved safety and health by coordinating with community members and public agencies to install 16 public safety signs warning the public about dangerous ocean conditions at Big Lagoon County Park and the west end of C Street in Big Lagoon.
- Facilitated partnerships to solve problems by coordinating with Bureau of Land Management to develop a cooperative management agreement for Table Bluff County Park, located at the southern entrance of the Mike Thompson Wildlife Area, South Spit.
- Provided community-appropriate levels of service by coordinating with the County Administrative Office ADA compliance team to eliminate access barriers at Freshwater Park, Clam Beach and A.W. Way. Freshwater Park received a new playground, Clam Beach received new restrooms, and all three parks received improvements to accessible routes.
- Provided for and maintained infrastructure by operating, maintaining, and repairing facilities at county Parks and trails with an emphasis on ensuring safe conditions for visitors and employees. Responded to hazard tree conditions along the Hammond Trail, Big Lagoon County Park and Van Duzen County Park.



GOALS

- Create opportunities for improved safety and health and foster transparent, accessible welcoming and user friendly services by acquiring the necessary right-of-way, develop a plan for wetland mitigation, obtain the required permits and approvals, and complete the final design phase for the Humboldt Bay Trail South project.
- Create opportunities for improved safety and health and foster transparent, accessible welcoming and user friendly services by completing the final design phase of the Manila Highway 255 Shared Use Path Project.
- Facilitate public/private partnerships to solve problems by supporting the City of Arcata in completing the planning study for the Annie & Mary Trail Connectivity Project from Foster Avenue to West End Road and the Humboldt Bay Municipal Water District's Mad River Park 1.
- Provide for and maintain infrastructure by completing a preliminary engineering study for a separated bike path along the North Coast Railroad Authority and Caltrans State Route 255 transportation corridor between V Street in Arcata and Young Lane in Manila.
- Provide for and maintain infrastructure, create opportunities for improved safety and health and foster transparent, accessible welcoming and user friendly services by receiving approval from the Board of Supervisors for the McKay Community Forest Trail Plan and associated environmental document and initiating construction of trails and open the Community Forest for public access.
- Provide for and maintain infrastructure by completing the McKay Community Forest Phase II acquisition of approximately 197 acres contiguous to the south end of the existing McKay Community Forest.
- Manage resources to ensure sustainability of services by retaining a registered professional forester to develop a non-industrial timber management plan for the McKay Community Forest.
- Manage resources to ensure sustainability of services by developing and implementing a staffing plan for maintaining and patrolling the McKay Community Forest.
- Provide for and maintain infrastructure by completing the environmental document for replacement of the boat ramp at the Jimmy Smith Fields Landing Boat Launch Facility.
- Support Caltrans in securing funding to complete the design, permitting, and construction of the Annie & Mary Trail Phase 2 project between Blue Lake and Glendale along Highway 299.



FY 2019-20 PROPOSED BUDGET TABLE — PARKS & RECREATION 1100-713

	2016-17 Actual	2017-18 Actual	2018-19 Adjusted	2019-20 Requested	2019-20 Proposed	Increase (Decrease)
Revenues						
Licenses and Permits	2,943	527	1,400	1,650	1,650	250
Other Governmental Agencies	617	55,604	1,800	1,500	1,500	(300)
Charges for Current Services	471,086	501,109	485,000	485,000	485,000	0
Other Revenues	45,864	1,983	47,499	37,216	37,216	(10,283)
Total Revenues	**520,510**	**559,223**	**535,699**	**525,366**	**525,366**	**(10,333)**
Expenditures						
Salaries & Employee Benefits	450,396	458,852	539,838	590,561	590,561	50,723
Services and Supplies	286,604	270,298	340,103	251,660	251,660	(88,443)
Other Charges	55,628	61,458	47,360	39,217	39,217	(8,143)
Fixed Assets	22,370	16,272	0	32,000	32,000	32,000
Total Expenditures	**814,998**	**806,880**	**927,301**	**913,438**	**913,438**	**(13,863)**
Other Financing Sources (Uses)						
General Fund Contribution	0	0	0	388,072	388,072	388,072
Total Other Financing Sources (Uses)	**0**	**0**	**0**	**388,072**	**388,072**	**388,072**
Net Revenues (Expenditures)	**(294,488)**	**(247,657)**	**(391,602)**	**0**	**0**	**391,602**
Additional Funding Support						
1100 General Fund	294,488	247,657	0	0	0	0
Total Additional Funding Support	**294,488**	**247,657**	**0**	**0**	**0**	**0**
Staffing Positions						
Allocated Positions	6.00	6.00	7.00	7.00	7.00	0.00

SIGNIFICANT CHANGES

- The proposed revenue budget for the Other Revenues category has decreased by 22% or $10,283 due to the completion of the marbled murrelet habitat evaluation at Van Duzen County Park.
- The proposed expenditure budget for the Salaries & Employee Benefits category has increased by 9% or $50,723 due to the allocation of a new park caretaker position in fiscal year 2018-19.
- The proposed expenditure budget for the Services & Supplies category has decreased by 26% or $88,443 due to decreased insurance costs.
- The proposed expenditure budget for the Fixed Assets category has increased by 100% or $32,000 due to the purchase of a new truck for the Parks Caretaker position. Funding of $32,000 is recommended for fixed assets; additional details on the proposed equipment and projects are available in the Capital Expenditures table.
- The proposed General Fund Contribution has increased by 100% or $388,072 due to changes in local accounting practices. Contributions from the General Fund are now reflected as "Other Financing Sources (Uses)". The proposed General Fund Contribution has actually decreased by 1% or $3,530 due to a one time allocation in FY 2018-19 for deferred maintenance needs at the Parks maintenance shop.

ADDITIONAL FUNDING REQUESTS

Parks & Recreation submitted no additional funding requests.

PERSONNEL

There are no personnel changes.

FY 2019-20 PROPOSED BUDGET TABLE — BICYCLES & TRAILWAYS 1710-715

	2016-17 Actual	2017-18 Actual	2018-19 Adjusted	2019-20 Requested	2019-20 Proposed	Increase (Decrease)
Revenues						
Use of Money and Property	5,539	3,878	3,500	3,500	3,500	0
Other Governmental Agencies	208,794	751,425	969,200	2,540,000	2,540,000	1,570,800
Charges for Current Services	20,000	0	0	0	0	0
Other Revenues	0	15,000	87,970	91,941	91,941	3,971
Total Revenues	**234,333**	**770,303**	**1,060,670**	**2,635,441**	**2,635,441**	**1,574,771**
Expenditures						
Services and Supplies	23,134	17,488	39,900	42,627	42,627	2,727
Other Charges	52,736	57,267	45,770	40,588	40,588	(5,182)
Fixed Assets	253,377	828,748	975,000	2,545,000	2,545,000	1,570,000
Total Expenditures	**329,247**	**903,503**	**1,060,670**	**2,628,215**	**2,628,215**	**1,567,545**
Other Financing Sources (Uses)						
Other Financing Sources	0	0	0	(7,226)	(7,226)	(7,226)
Total Other Financing Sources (Uses)	**0**	**0**	**0**	**(7,226)**	**(7,226)**	**(7,226)**
Net Revenues (Expenditures)	**(94,914)**	**(133,200)**	**0**	**0**	**0**	**0**
Additional Funding Support						
1710 Forest Resources and Recreation	94,914	133,200	0	0	0	0
Total Additional Funding Support	**94,914**	**133,200**	**0**	**0**	**0**	**0**
Staffing Positions						
Allocated Positions	0.00	0.00	0.00	0.00	0.00	0.00

SIGNIFICANT CHANGES

- The proposed revenue budget for the Other Governmental Agencies category has increased by 100% or $1,570,800 due to allocation of funds for right-of-way acquisition, permitting, and final design for the Humboldt Bay Trail South project.
- The proposed expenditure budget for the Fixed Assets category has increased by 100% or $1,570,000 due to allocation of funds for right-of-way acquisition, permitting, and final design for the Humboldt Bay Trail South project. Funding of $2,545,000 is recommended for fixed assets; additional details on the proposed equipment and projects are available in the Capital Expenditures table.

ADDITIONAL FUNDING REQUESTS

Bicycles & Trailways submitted no additional funding requests.

PERSONNEL

There are no personnel changes.



FY 2019-20 PROPOSED BUDGET TABLE — McKAY COMMUNITY FOREST 1710-716

	2016-17 Actual	2017-18 Actual	2018-19 Adjusted	2019-20 Requested	2019-20 Proposed	Increase (Decrease)
Revenues						
Other Governmental Agencies	0	175,375	6,833	874,382	874,382	867,549
Other Revenues	63,977	99,181	200,030	604,049	604,049	404,019
Total Revenues	**63,977**	**274,556**	**206,863**	**1,478,431**	**1,478,431**	**1,271,568**
Expenditures						
Services and Supplies	7,135	29,911	46,850	83,400	83,400	36,550
Other Charges	56,840	58,612	65,013	35,031	35,031	(29,982)
Fixed Assets	0	186,033	95,000	1,360,000	1,360,000	1,265,000
Total Expenditures	**63,975**	**274,556**	**206,863**	**1,478,431**	**1,478,431**	**1,271,568**
Net Revenues (Expenditures)	**2**	**0**	**0**	**0**	**0**	**0**
Additional Funding Support						
1710 Forest Resources and Recreation	(2)	0	0	0	0	0
Total Additional Funding Support	**(2)**	**0**	**0**	**0**	**0**	**0**
Staffing Positions						
Allocated Positions	0.00	0.00	0.00	0.00	0.00	0.00

SIGNIFICANT CHANGES

- The proposed revenue budget for the Other Governmental Agencies category has increased by 100% or $867,549 due to grant funding for the McKay Community Forest Phase II acquisition of approximately 197 acres.
- The proposed revenue budget for the Other Revenues category has increased by 100% or $404,019 due to funding for the McKay Community Forest Phase II acquisition of approximately 197 acres.
- The proposed expenditure budget for the Services & Supplies category has increased by 78% or $36,550 due to retaining the services of a registered professional forester to prepare a non-industrial timber management plan. Construction of recreational trails will be initiated including retaining contractors and purchasing minor equipment.
- The proposed expenditure budget for the Other Charges category has decreased by 46% or $29,982 due to the completion of the current timber harvest plan.
- The proposed expenditure budget for the Fixed Assets category increased by 100% or $1,265,000 due to the McKay Community Forest Phase II acquisition of approximately 197 acres. Funding of $1,360,000 is recommended for fixed assets; additional details on the proposed equipment and projects are available in the Capital Expenditures table.

ADDITIONAL FUNDING REQUESTS

McKay Community Forest submitted no additional funding requests

PERSONNEL

There are no personnel changes.



ROADS

PROGRAM DISCUSSION BY BUDGET UNIT

Roads provides for the construction, maintenance, and administration of county roads. Functions related to the Director of Public Works are mandated by Government Code Section 24000. The construction and maintenance of county roads falls under the authority of the State of California Streets and Highways Code and Vehicle Code, the United States Surface Transportation Act (enforced by the Federal Highways Administration), and policies established by state and federal action to protect the health and safety of the motorist (liability standard).

The Roads budget group funds the following services for the Public Works Department:

1200 320 Roads Business

The Roads Business Division provides administrative, accounting and clerical support for the Public Works Department. This includes tracking project costs, processing billings for reimbursement, managing the department's cost accounting system, entering timecards for cost tracking, processing vendor invoices for payment, calculating equipment rates and indirect cost rates. The division handles all solid waste agreements covering the unincorporated areas of the county. Staff submit the annual Transportation Development Act claim to the Humboldt County Association of Governments for allocation of funds to transit operators and manages transit service agreements. The division handles all federal and state audit reviews for Public Works.

1200 321 Roads Engineering

The Engineering Division designs roads, bridges, parks and airport facilities, and oversees design work done by consulting engineers. Work performed by this unit that is not related to county-maintained roads is funded by outside revenue (e.g., airports and parks). The division is responsible for inspecting projects during construction to assure compliance with the design plans and specifications and good engineering practices.

1200 325 Roads Maintenance

The Road Maintenance Division performs routine maintenance for all county roads and bridges. The division provides disaster response during storms and other emergency events and provides dispatch services for the Public Works Department. This provides safe roads for the citizens of Humboldt County

1200 331 Roads Natural Resources

The Natural Resources Division performs environmental analysis and permitting for Public Works projects and operations. The division manages environmental regulatory compliance and coordinates with Public Works management and staff on environmental practices and resource management.

1200 888 Roads General Purpose Revenues

This budget unit collects Roads Fund revenue. Funding comes from a variety of sources, including property taxes, state highway users tax, vehicle license fees, and other state and federal funding. Expenditures are made through the various Roads Fund budget units.

1200 990 Roads Contingency

This budget unit serves as an additional appropriation from which funds can be transferred to operating units for needs not anticipated at the time of budget adoption.

This program supports the Board of Supervisors' Strategic Framework by providing for and maintaining infrastructure, creating opportunities for improved safety and health, and managing our resources to ensure sustainability of services.

ACCOMPLISHMENTS & GOALS

- Provided for and maintained infrastructure by slurry sealing 12 miles of roads, hot mix asphalt blanket patching, and pothole patching on various county roads throughout the county.
- Provided for and maintained infrastructure by repairing and replacing approximately 15 culverts on county roads in Benbow, Kneeland, Shelter Cove, Mattole, and unincorporated areas of Eureka and Arcata.
- Provided for and maintained infrastructure by repairing of storm damage sites from the 2017 and 2019 disasters on various roads throughout the county.
- Managed resources to ensure sustainability of services and creating opportunities for improved safety and health by securing grant funding for various safety improvements, including: $25,000 for McKinleyville Avenue Safe Routes to Schools project; $226,000 for Garberville Complete Streets; and $75,000 for a Redway Systematic Safety Analysis Report.
- Provided for and maintained infrastructure and foster transparent, accessible, welcoming and user friendly services by completing the design phase, bidding phase and beginning construction of 154 ADA compliant curb ramps, ADA Curb Ramp Improvements – Phase 1 project, in the unincorporated areas surrounding the City of Eureka, which include Cutten, Myrtletown, Rosewood, and Pine Hill.
- Provided for and maintained infrastructure through the completion of the County Wide High Reflectivity Striping Project, Red Cap Road Bridge Replacement, Jacoby Creek Bridge Rehabilitation, Dinner Creek Culvert Replacement, and the Myrtle Ave Pedestrian Signal.



- Provide for and maintain infrastructure through the planned replacement or repair of approximately 30 culverts on various county roads throughout the county.
- Provide for and maintain infrastructure by chip sealing approximately 12 miles of various county roads and approximately 17,000 tons hot asphalt patch and pave at various sites, as well as continue pothole patching throughout the county.
- Manage our resources to ensure sustainability of services by securing funding from the Federal Highway Administration and the Federal Emergency Management Agency for designing and constructing repairs for approximately 60 sites damaged by storm events in 2019 and 200 sites damaged in 2017.
- Provide for and maintain infrastructure and foster transparent, accessible, welcoming and user friendly services through the completion of 154 ADA compliant curb ramps in phase 1 of the ADA Curb Ramp Improvement project in the unincorporated areas surrounding the City of Eureka, including Cutten, Myrtletown, Rosewood, and Pine Hill, and by designing and constructing ADA compliant curb ramps at all signalized intersections in Phase 2 of the project.
- Provide for and maintain infrastructure and create opportunities for improved safety and health through the construction of crosswalk enhancements on Myrtle Avenue at Pennsylvania Avenue, Harrison Avenue at Roane Avenue, and Harris Street at Redwood Acres.
- Provide for and maintain infrastructure and manage our resources to ensure sustainability of services by completing the design phase and securing construction funding for the replacement of Swain Slough Bridge on Pine Hill Road.
- Enforce laws and regulations to protect residents and foster transparent, accessible, welcoming and user-friendly services by meeting terms of the September 7, 2016, Department of Justice consent decree for ADA compliance on or before September 7, 2019 and entering into a transition plan to remove Public Rights of Way and remaining curb ramp barriers over an extend period of time.

FY 2019-20 PROPOSED BUDGET TABLE — ROADS ADMINISTRATION 1200-320

	2016-17 Actual	2017-18 Actual	2018-19 Adjusted	2019-20 Requested	2019-20 Proposed	Increase (Decrease)
Revenues						
Charges for Current Services	417,261	230,677	340,000	300,000	300,000	(40,000)
Other Revenues	48,533	69,879	0	105	105	105
Total Revenues	**465,794**	**300,556**	**340,000**	**300,105**	**300,105**	**(39,895)**
Expenditures						
Salaries & Employee Benefits	904,913	886,217	951,169	1,015,632	1,015,632	64,463
Services and Supplies	96,472	89,042	103,103	109,737	109,737	6,634
Other Charges	188,820	147,757	161,951	116,488	116,488	(45,463)
Total Expenditures	**1,190,205**	**1,123,016**	**1,216,223**	**1,241,857**	**1,241,857**	**25,634**
Other Financing Sources (Uses)						
Other Financing Sources	0	0	0	941,752	941,752	941,752
Total Other Financing Sources (Uses)	**0**	**0**	**0**	**941,752**	**941,752**	**941,752**
Net Revenues (Expenditures)	**(724,411)**	**(822,460)**	**(876,223)**	**0**	**0**	**876,223**
Additional Funding Support						
1200 Roads	724,411	822,460	0	0	0	0
Total Additional Funding Support	**724,411**	**822,460**	**0**	**0**	**0**	**0**
Staffing Positions						
Allocated Positions	10.00	10.00	10.00	10.00	10.00	0.00

SIGNIFICANT CHANGES

- The proposed revenue budget for the Charges for Current Services category has decreased by 12% or $40,000 due to a reduction in billing to Motor Pool for administrative services.
- The proposed expenditure budget for the Salaries & Employee Benefits category has increased by 7% or $64,463 due to negotiated salary and benefit increases.
- The proposed expenditure budget for the Other Charges category has decreased by 28% or $45,463 due to changes in cost allocation charges as approved by the State Controller.
- The proposed revenue budget for Other Financing Sources has increased by 100% or $941,752 primarily due to a changes in local accounting practices. The use of fund balance is now reflected as a "transfer in" in order to balance the budget.

ADDITIONAL FUNDING REQUESTS

Roads Administration submitted no additional funding requests.

PERSONNEL

There are no personnel changes.



FY 2019-20 PROPOSED BUDGET TABLE — ROADS ENGINEERING 1200-321

	2016-17 Actual	2017-18 Actual	2018-19 Adjusted	2019-20 Requested	2019-20 Proposed	Increase (Decrease)
Revenues						
Taxes	0	220	0	0	0	0
Other Governmental Agencies	3,072,898	5,962,578	14,654,175	15,275,000	15,275,000	620,825
Charges for Current Services	843,800	184,121	15,000	15,000	15,000	0
Other Revenues	747	0	1,000,030	646,847	646,847	(353,183)
Total Revenues	**3,917,445**	**6,146,919**	**15,669,205**	**15,936,847**	**15,936,847**	**267,642**
Expenditures						
Capital Contracts	2,557,659	3,995,686	7,725,734	3,501,345	3,501,345	(4,224,389)
Salaries & Employee Benefits	1,044,826	1,143,113	1,437,724	1,448,576	1,448,576	10,852
Services and Supplies	1,941,104	2,255,468	6,682,898	11,133,287	11,133,287	4,450,389
Other Charges	61,916	79,153	156,641	52,251	52,251	(104,390)
Fixed Assets	0	0	20,000	0	0	(20,000)
Total Expenditures	**5,605,505**	**7,473,420**	**16,022,997**	**16,135,459**	**16,135,459**	**112,462**
Other Financing Sources (Uses)						
Other Financing Sources	0	0	0	198,612	198,612	198,612
Total Other Financing Sources (Uses)	**0**	**0**	**0**	**198,612**	**198,612**	**198,612**
Net Revenues (Expenditures)	**(1,688,060)**	**(1,326,501)**	**(353,792)**	**0**	**0**	**353,792**
Additional Funding Support						
1200 Roads	1,688,060	1,326,501	0	0	0	0
Total Additional Funding Support	**1,688,060**	**1,326,501**	**0**	**0**	**0**	**0**
Staffing Positions						
Allocated Positions	13.00	13.00	13.00	13.00	12.00	(1.00)

SIGNIFICANT CHANGES

- The proposed revenue budget for Other Governmental Agencies category has decreased by 4% or $620,825 due to additional funding from the FEMA for storm damage repairs.
- The proposed revenue budget for the Other Revenues category has decreased by 35% or $353,168 due to the spend down from the 2016 Finance Plan for the ADA Curb Ramp Improvement project. The remaining balance of $646,847 will be carried forward in FY 2019-20.
- The proposed expenditure budget for the Capital Contracts category has decreased by 55% or $4,224,389 due to completed bridge and culvert , ADA Curb Ramp Improvements, storm damage repairs, and pedestrian crossings will begin in FY 2019-20.
- The proposed expenditure budget for the Services & Supplies category has increased by 67% or $4,450,389 due to construction contracts budgeted in professional services until contracts are assigned.
- The proposed expenditure budget for the Other Charges category has decreased by 67% or $104,390 due to changes in cost allocation charges as approved by the State Controller.
- The proposed expenditure budget for the Fixed Assets category has decreased by 100% or $20,000 due to the one-time allocation in FY 2018-19 to purchase testing equipment for the engineering lab.
- The proposed revenue budget for the Other Financing Sources category has increased by 100% or $198,612 due to a change in local accounting practices. The use of fund balance is now reflected as a "transfer in" to balance the budget.

ADDITIONAL FUNDING REQUESTS

Roads Engineering submitted no additional funding requests.

PERSONNEL

A decrease of 1.0 FTE is proposed. The decrease is due to a change in the organizational structure of the Engineering Department.

Deallocate
1.0 Senior Engineering Technician

FY 2019-20 PROPOSED BUDGET TABLE — ROADS MAINTENANCE 1200-325

	2016-17 Actual	2017-18 Actual	2018-19 Adjusted	2019-20 Requested	2019-20 Proposed	Increase (Decrease)
Revenues						
Charges for Current Services	122,274	138,684	74,000	74,000	74,000	0
Other Revenues	20,268	12,706	5,000	5,000	5,000	0
General Fund Contribution	0	0	0	3,000,000	500,000	500,000
Total Revenues	**142,542**	**151,390**	**79,000**	**3,079,000**	**579,000**	**500,000**
Expenditures						
Salaries & Employee Benefits	4,702,572	4,558,292	4,949,142	5,787,897	5,787,897	838,755
Services and Supplies	4,122,216	3,974,191	5,217,289	8,507,971	6,007,971	790,682
Other Charges	199,272	226,317	227,027	200,988	200,988	(26,039)
Fixed Assets	54,196	16,655	103,200	55,000	55,000	(48,200)
Total Expenditures	**9,078,256**	**8,775,455**	**10,496,658**	**14,551,856**	**12,051,856**	**1,555,198**
Other Financing Sources (Uses)						
Other Financing Sources	0	0	0	11,472,856	11,472,856	11,472,856
Total Other Financing Sources (Uses)	**0**	**0**	**0**	**11,472,856**	**11,472,856**	**11,472,856**
Net Revenues (Expenditures)	**(8,935,714)**	**(8,624,065)**	**(10,417,658)**	**0**	**0**	**10,417,658**
Additional Funding Support						
1200 Roads	8,935,714	8,624,065	10,417,658	0	0	(10,417,658)
Total Additional Funding Support	**8,935,714**	**8,624,065**	**10,417,658**	**0**	**0**	**(10,417,658)**
Staffing Positions						
Allocated Positions	84.00	86.00	85.00	72.00	72.00	(13.00)

SIGNIFICANT CHANGES

- The proposed General Fund Contribution has increased by 100% or $500,000 due to additional funding request being partially funded for chip sealing, slurry sealing, culvert replacement, substructure repairs, and associated repair to help prevent some county roads from failing and to provide a driving surfacing that allows law enforcement, fire protection, and emergency services to travel to their destination safely and without obstructions such as potholes or pavement failures, which could damage their vehicles. Road Maintenance faces a $10 million shortfall of funding each year, even with the increase revenue from SB1.
- The proposed expenditure budget for the Salaries & Benefits category has increased by 17% or $838,755 due to allocating five Road Maintenance Worker I/IIs and five Road Maintenance Worker IIIs.
- The proposed expenditure budget for the Services & Supplies category has increased by 15% or $790,682 due to an increase in heavy equipment usage.
- The proposed expenditure budget for the Other Charges category has decreased by 27% or $26,039 due to changes in cost allocation charges as approved by the State Controller.
- The proposed expenditure budget for the Fixed Assets category has decreased by 47% or $48,200 due to the one-time allocation of funding to purchase a vehicle, toolbox and additional equipment in FY 2018-19. Funding of $55,000 is recommended for fixed assets; additional details on the proposed equipment and projects are available in the Capital Expenditures table.
- The proposed revenue budget for the Other Financing Sources category has increased by 100% or $11,472,856 due to a changes in local accounting practices. The use of fund balance is now reflected as a "transfer in" in order to balance the budget.

ADDITIONAL FUNDING REQUESTS

Roads Maintenance submitted the following additional funding request: $3,000,000 for funding for chip sealing, slurry sealing, culvert replacement, substructure repairs, and associated repair to help prevent some county roads from failing and to provide a driving surfacing that allows law enforcement, fire protection, and emergency services to travel to their destination safely and without obstructions such as potholes or pavement failures, which could damage their vehicles. Road Maintenance faces a $10 million shortfall of funding each year, even with the increase revenue from SB1. This is the amount of funding necessary to maintain the county-maintained road system in its current condition.

This additional funding request is recommended at this time with partial funding in the amount of $500,000.

PERSONNEL

An overall decrease in 13.0 FTE is proposed. This decrease is due the elimination of 13.0 frozen and unfunded positions. In addition, 5.0 FTE Road Maintenance Worker III and 5.0 FTE Road Maintenance Worker I/II positions historically held frozen and unfunded, are being funded due to additional funding available through SB1 This increase in funded positions will bring current road crews up to minimum standards in order to perform basic maintenance activities.

Deallocate

1.0 Road Maintenance Supervisor (Frozen)

1.0 Bridge Maintenance Worker (Frozen)

2.0 Road Maintenance Worker III (Frozen)

8.0 Road Maintenance Worker I/II (Frozen)

1.0 Correctional Work Crew Leader (Frozen)



FY 2019-20 PROPOSED BUDGET TABLE — ROADS-NATURAL RESOURCES 1200-331

	2016-17 Actual	2017-18 Actual	2018-19 Adjusted	2019-20 Requested	2019-20 Proposed	Increase (Decrease)
Revenues						
Charges for Current Services	146,202	139,533	125,000	125,000	125,000	0
Other Revenues	0	172	0	0	0	0
General Fund Contribution	0	0	5,000	0	0	(5,000)
Total Revenues	**146,202**	**139,705**	**130,000**	**125,000**	**125,000**	**(5,000)**
Expenditures						
Salaries & Employee Benefits	334,578	303,868	355,077	482,135	482,135	127,058
Services and Supplies	115,904	169,258	280,694	343,611	343,611	62,917
Other Charges	96,847	48,118	49,675	32,528	32,528	(17,147)
Fixed Assets	0	0	16,000	0	0	(16,000)
Total Expenditures	**547,329**	**521,244**	**701,446**	**858,274**	**858,274**	**156,828**
Other Financing Sources (Uses)						
Other Financing Sources	0	0	0	733,274	733,274	733,274
Total Other Financing Sources (Uses)	**0**	**0**	**0**	**733,274**	**733,274**	**733,274**
Net Revenues (Expenditures)	**(401,127)**	**(381,539)**	**(571,446)**	**0**	**0**	**571,446**
Additional Funding Support						
1200 Roads	401,127	381,539	571,446	0	0	(571,446)
Total Additional Funding Support	**401,127**	**381,539**	**571,446**	**0**	**0**	**(571,446)**
Staffing Positions						
Allocated Positions	3.00	3.00	3.00	4.00	4.00	1.00

SIGNIFICANT CHANGES

- The proposed expenditure budget for the Salaries & Employee Benefits category has increased by 36% or $127,058 due to the allocation of a Senior Environmental Analyst.
- The proposed expenditure budget for the Services & Supplies category has increased by 22% or $62,917 due to an increase in professional and special services to meet requirements of various capital projects. The majority of the increase to professional and special services will be reimbursable. In addition, insurance costs have increased.
- The proposed expenditure budget for the Other Charges category has decreased by 35% or $17,147 as the allocation of an Environmental Analyst will require less assistance from the Environmental Analyst staff in the Natural Resources budget unit.
- The proposed expenditure budget for the Fixed Assets category has decreased by 100% or $16,000 due to the one-time allocation of funding in FY 2018-19 to purchase a 4-wheel drive vehicle.
- The proposed revenue budget for the Other Financing Sources category has increased by 100% or $733,274 primarily due to a change in local accounting practices. The use of fund balance is now reflected as a "transfer in" in order to balance the budget.

ADDITIONAL FUNDING REQUESTS

Roads-Natural Resources submitted no additional funding requests.

PERSONNEL

An increase in 1.0 FTE is proposed to provide a dedicated Environmental Analyst in Roads-Natural Resources. Previously this position had been shared with Natural Resources budget unit 1720-289.

Allocate

1.0 Senior Environmental Analyst

FY 2019-20 PROPOSED BUDGET TABLE — ROADS-GENERAL PURPOSE REVENUE 1200-888

	2016-17 Actual	2017-18 Actual	2018-19 Adjusted	2019-20 Requested	2019-20 Proposed	Increase (Decrease)
Revenues						
Taxes	2,914,244	3,137,530	2,810,200	2,866,062	2,866,062	55,862
Use of Money and Property	34,375	9,167	5,000	0	0	(5,000)
Other Governmental Agencies	5,971,362	7,528,848	10,563,128	12,010,695	12,010,695	1,447,567
Total Revenues	**8,919,981**	**10,675,545**	**13,378,328**	**14,876,757**	**14,876,757**	**1,498,429**
Expenditures						
Other Charges	0	9,465	0	0	0	0
Total Expenditures	**0**	**9,465**	**0**	**0**	**0**	**0**
Other Financing Sources (Uses)						
Other Financing Uses	0	0	0	(14,876,757)	(14,876,757)	(14,876,757)
Total Other Financing Sources (Uses)	**0**	**0**	**0**	**(14,876,757)**	**(14,876,757)**	**(14,876,757)**
Net Revenues (Expenditures)	**8,919,981**	**10,666,080**	**13,378,328**	**0**	**0**	**(13,378,328)**
Additional Funding Support						
1200 Roads	(8,919,981)	(10,666,080)	(13,378,328)	0	0	13,378,328
Total Additional Funding Support	**(8,919,981)**	**(10,666,080)**	**(13,378,328)**	**0**	**0**	**13,378,328**
Staffing Positions						
Allocated Positions	0.00	0.00	0.00	0.00	0.00	0.00

SIGNIFICANT CHANGES

- The proposed revenue budget for the Other Governmental Agencies category has increased by 14% or $1,447,567 due increased SB1 revenue.
- The proposed expenditure budget for the Other Financing Uses category has increased by 100% or $14,876,757 due to changes in local accounting practices. In order to balance the revenue budget, a "transfer out" is budgeted for a transfer to the expenditure budget units.

ADDITIONAL FUNDING REQUESTS

Roads General Purpose Revenue submitted no additional funding requests.

PERSONNEL

There are no personnel changes.



SOLID WASTE (1100 438)

PROGRAM DISCUSSION BY BUDGET UNIT

California State law requires counties to provide for solid waste services as part of an integrated waste management plan which includes waste reduction and recycling as well as safe disposal of non-recyclable waste. Contracting for waste collection through exclusive franchise agreement is authorized by the California Public Resources Code § 49200-49205. State law also requires the county to continue monitoring its closed landfills, and to ensure the existence of a minimum of fifteen years of remaining capacity for waste disposal. Revenues for this division are generated primarily through solid waste franchise fees and fees collected by the Humboldt Waste Management Authority and passed through to the county.

The Solid Waste budget unit (1100 438) provides funding for administration of franchise contracts and container site contracts with private companies to perform solid waste and recycling collection services in the unincorporated areas of the county.

It also provides for continued maintenance and testing of the closed Table Bluff Landfill, as well as maintenance of the Redway Transfer facilities. Any revenues in excess of expenses are transferred to a trust fund to support future repairs to the access road and bridge to the Redway Transfer Station along with maintenance at the as required by the 20-year Ground Lease Agreement with the State of California which terminates on March 31, 2030.

This program supports the Board of Supervisors' Strategic Framework by providing for and maintaining infrastructure, creating opportunities for improved safety and health, and facilitating public/private partnerships to solve problems.

ACCOMPLISHMENTS & GOALS

- Created opportunities for improved safety and health by responding to multiple high-water conditions to avoid or minimize overflow events from leachate collection and treatment system.
- Provided community-appropriate levels of service by planning and implementing maintenance and monitoring activities at Table Bluff closed landfill for compliance with state water quality requirements.
- Provide for and maintain infrastructure by coordinating and implementing repairs to 40-year-old leachfield treatment system.
- Create opportunities for improved safety and health by preparing preliminary design plans for corrective actions on landfill cap in accordance with state requirements.
- Provide community-appropriate levels of service by initiating feasibility assessment for using landfill property as management site for landslide material and deposited sediment from flooding on county roads.
- Provide for and maintain infrastructure by completing the remodel of the Redway Transfer Station.

FY 2019-20 PROPOSED BUDGET TABLE — SOLID WASTE 1100-438

	2016-17 Actual	2017-18 Actual	2018-19 Adjusted	2019-20 Requested	2019-20 Proposed	Increase (Decrease)
Revenues						
Taxes	418,489	297,871	700,000	700,000	700,000	0
Charges for Current Services	213,346	305,907	270,000	250,000	250,000	(20,000)
Other Revenues	0	0	759,178	621,606	621,606	(137,572)
Total Revenues	**631,835**	**603,778**	**1,729,178**	**1,571,606**	**1,571,606**	**(157,572)**
Expenditures						
Services and Supplies	490,994	523,939	542,350	541,200	541,200	(1,150)
Other Charges	116,044	76,463	135,328	213,406	213,406	78,078
Fixed Assets	24,796	3,407	1,051,500	817,000	817,000	(234,500)
Total Expenditures	**631,834**	**603,809**	**1,729,178**	**1,571,606**	**1,571,606**	**(157,572)**
Net Revenues (Expenditures)	**0**	**0**	**0**	**0**	**0**	**0**
Additional Funding Support						
1100 General Fund	(1)	31	0	0	0	0
Total Additional Funding Support	**(1)**	**31**	**0**	**0**	**0**	**0**
Staffing Positions						
Allocated Positions	0.0	0.0	0.0	0.0	0.0	0.0

SIGNIFICANT CHANGES

- The proposed revenue budget for the Charges for Current Services category has decreased by 20% or $20,000 due to a decrease in solid waste reimbursements.
- The proposed revenue budget for the Other Revenues category has decreased by 18% or $137,572 due to a decrease in the required transfer from the trust needed to balance the budget. This reduced need is due to recommended fixed asset purchases in FY 2019-20 being less than the prior year.
- The proposed expenditure budget for the Other Charges category has increased by 58% or $78,078 due to costs associated with Table Bluff Development & correction for leech-line improvements.
- The proposed expenditure budget for the Fixed Assets category has decreased by 22% or $234,500 due to a portion of the Redway Transfer Station improvements being completed in FY 2018-19. Funding of $817,000 is recommended for fixed assets; additional details on the proposed equipment and projects are available in the Capital Expenditures table.

ADDITIONAL FUNDING REQUESTS

Solid Waste submitted no additional funding requests.

PERSONNEL

There are no personnel changes.



TRANSPORTATION SERVICES (1150 910)

PROGRAM DISCUSSION BY BUDGET UNIT

Transportation Services provides funding to transit service operators and for pedestrian and bicycle facilities within the unincorporated areas of the county.

The Transportation Services budget (1150 910) was established to reflect the distribution of the county's share of Transportation Development Act (TDA) funds. These funds are derived from sales tax on retail sales collected statewide. One-quarter cent of this revenue is returned to the county by the state based on the amount of tax collected. The funds are then distributed to the local cities and the county based on population. Program distribution is subject to the approval of the local planning agency, the Humboldt County Association of Governments (HCAOG).

This program supports the Board of Supervisors' Strategic Framework by facilitating public/private partnerships to solve problems.

ACCOMPLISHMENTS

- Built interjurisdictional and regional cooperation by working with Humboldt Transit Authority (HTA) until the Old Arcata Unmet Transit Needs were met.
- Provided for and maintained infrastructure by releasing funds to Bicycle and Trailways Program and Roads.

GOALS

- Provide for an maintain infrastructure by working to make sure all unmet needs are met at a reasonable cost.
- Manage resources to ensure sustainability of services by expending all funds for transit development to meet existing transit needs, per state law.



FY 2019-20 PROPOSED BUDGET TABLE — TRANSPORTATION SERVICES 1150-910

	2016-17 Actual	2017-18 Actual	2018-19 Adjusted	2019-20 Requested	2019-20 Proposed	Increase (Decrease)
Revenues						
Taxes	2,352,461	2,493,483	3,288,930	2,338,005	2,338,005	(950,925)
Use of Money and Property	879	556	10	0	0	(10)
Other Governmental Agencies	78,722	0	0	0	0	0
Total Revenues	**2,432,062**	**2,494,039**	**3,288,940**	**2,338,005**	**2,338,005**	**(950,935)**
Expenditures						
Other Charges	2,431,183	2,493,483	2,631,761	2,338,005	2,338,005	(293,756)
Total Expenditures	**2,431,183**	**2,493,483**	**2,631,761**	**2,338,005**	**2,338,005**	**(293,756)**
Net Revenues (Expenditures)	**0**	**0**	**0**	**0**	**0**	**0**
Additional Funding Support						
1150 General E-Transportation Serv	(879)	(556)	(657,179)	0	0	657,179
Total Additional Funding Support	**(879)**	**(556)**	**(657,179)**	**0**	**0**	**657,179**
Staffing Positions						
Allocated Positions	0.00	0.00	0.00	0.00	0.00	0.00

SIGNIFICANT CHANGES

- The proposed revenue budget for the Taxes category has decreased by 30% or $950,925 due to Unmet Transit funding shifts in FY 2018-19 to meet the needs of the Old Arcata route.
- The proposed expenditure budget for the Other Charges category has decreased by 11% or $293,756 due to a decrease in expenditures on Eureka Transit & Dial-A-Ride, Tish Non Village Transit, and Old Arcata Road.

ADDITIONAL FUNDING REQUESTS

Transportation Services submitted no additional funding requests.

PERSONNEL

There are no changes to personnel



WATER MANAGEMENT

(1100 251)

PROGRAM DISCUSSION BY BUDGET UNIT

The purpose of the Water Management Division is to support sustainable water resources, flood risk reduction, protection and enhancement of aquatic ecosystems, and compliance with water-related regulatory permits and requirements. The division manages ongoing responsibilities for levees, municipal stormwater, regional groundwater, and remediation of contamination on county-owned property. The division represents the county on water and fishery issues on the Klamath, Trinity, and Eel Rivers. The division leads studies and projects related to flood risk reduction and sea level rise adaptation.

The Water Management Division oversees operation and maintenance of levee systems in Orick (Redwood Creek), Fortuna (Sandy Prairie), and Blue Lake (Mad River), all of which were accepted by the county after being constructed by the U.S. Army Corps of Engineers in the 1950s and 1960s. The county is responsible for implementing long-term, ongoing maintenance programs at the three levee systems for public safety and protection of infrastructure.

The division interfaces with various agencies and the scientific community on riverine and ocean flooding, including issues involving levees, excess sediment, and sea level rise. The division's focus is on improving the technical understanding of flood-related problems and developing projects to reduce flood risk and increase resilience for county infrastructure.

The division implements the state-mandated municipal stormwater permit for McKinleyville, the unincorporated area around Eureka and Shelter Cove. The division has a leadership role in the North Coast Stormwater Coalition and administering the regional Low-Impact Development Stormwater Manual.

The division organized the Eel River Valley Groundwater Basin Working Group in response to the 2014 state groundwater legislation. A Groundwater Sustainability Plan Alternative for the Eel River Valley groundwater basin was submitted to DWR in December 2016 (approval of the plan is pending). Monitoring and reporting, regulatory negotiations, and stakeholder engagement will continue in FY 2019-20.

The division represents the county and provides technical support to the Board on water resource issues involving the Klamath River, Trinity River, Eel River, Humboldt Bay, and other water bodies. Key issues include removal of the Klamath River dams; utilization of the County's water right for not less than 50,000 acre-feet of water annually from Trinity Reservoir; supporting the Salt River Ecosystem Restoration Project; re-licensing and potential ownership change of the Potter Valley Project on the Eel River; and involvement in sea level rise adaptation around Humboldt Bay.

The division provides coordination and oversight for site investigation and remediation activities on county-owned property. The division provides the staff for managing, operating, and maintaining the Table Bluff closed landfill and coordinating responses to dumping, spills, and hazard material incidents on county roads and facilities.

This budget unit (1100 251) and program supports the Board's Strategic Framework by facilitating public/private partnerships to solve problems.

FY 2019-20 PROPOSED BUDGET TABLE — WATER MANAGEMENT 1100-251

	2016-17 Actual	2017-18 Actual	2018-19 Adjusted	2019-20 Requested	2019-20 Proposed	Increase (Decrease)
Revenues						
Other Governmental Agencies	283,818	14,124	490,813	398,750	398,750	(92,063)
Charges for Current Services	71,401	84,764	61,500	61,500	61,500	0
Other Revenues	1,029	144	500	200	200	(300)
Total Revenues	**356,248**	**99,032**	**552,813**	**460,450**	**460,450**	**(92,363)**
Expenditures						
Salaries & Employee Benefits	186,815	189,434	188,314	291,948	201,332	13,018
Services and Supplies	48,876	84,146	649,929	489,216	484,216	(165,713)
Other Charges	394,081	93,676	86,319	94,779	94,779	8,460
Special Items	(17,880)	(15,141)	(15,000)	(15,000)	(15,000)	0
Total Expenditures	**611,892**	**352,115**	**909,562**	**860,943**	**765,327**	**(144,235)**
Other Financing Sources (Uses)						
General Fund Contribution	0	0	0	400,493	304,877	304,877
Total Other Financing Sources (Uses)	**0**	**0**	**0**	**400,493**	**304,877**	**304,877**
Net Revenues (Expenditures)	**(255,644)**	**(253,083)**	**(356,749)**	**0**	**0**	**356,749**
Additional Funding Support						
1100 General Fund	255,644	253,083	356,749	0	0	(356,749)
Total Additional Funding Support	**255,644**	**253,083**	**356,749**	**0**	**0**	**(356,749)**
Staffing Positions						
Allocated Positions	2.00	2.00	2.00	3.00	2.00	0.00

SIGNIFICANT CHANGES

- The proposed revenue budget for the Other Governmental Agencies category has decreased by 19% or $92,063 due to partial completion of a grant-funded project.
- The proposed expenditure budget for the Salaries & Employee Benefits category has increased by 7% or $13,018 due primarily to negotiated salary and benefit increases.
- The proposed expenditure budget for the Services & Supplies category has decreased by 25% or $165,713 due partial completion of a grant-funded project.
- The proposed expenditure budget for the Other Charges category has decreased by 10% or $8,460 due increased funding available for Eel River Groundwater projects.
- The proposed General Fund Contribution has increased by 100% or $304,877 due to changes in local accounting practices. Contributions from the General Fund are now reflected as "Other Financing Sources (Uses)." The proposed General Fund contribution has actually decreased by 15% or $51,872 due to a one-time allocation in FY 2018-19 to retain a water law attorney.

ADDITIONAL FUNDING REQUESTS

Water Management submitted the following additional funding request: $95,616 for 1.0 FTE to create a new full-time position (Senior Environmental Analyst) that would focus on securing grant funding and coordinating the implementation of grant-funded projects involving water resources, watershed health, and parks and trails. This appropriation request would be an investment to increase staffing capacity for bringing in outside funding from competitive grant programs for a variety of projects.

This additional funding request is not recommended at this time. While this request has merit it did not meet a priority level that allowed for it to be funded based on available financial resources.

PERSONNEL

There is no net change proposed, however the deallocation of a Senior Environmental Analyst and the allocation of an Environmental Analyst is proposed to meet the current staffing needs of the program.

Allocate
1.0 Environmental Analyst

Deallocate
1.0 Senior Environmental Analyst

ACCOMPLISHMENTS & GOALS

- Sought outside funding sources to benefit Humboldt County by securing a grant for $425,000 to conduct a two-year planning study for sea level rise adaptation in the Eureka Slough hydrographic area of Humboldt Bay. Also, initiated implementation of the project and provided a presentation at the Humboldt Bay Symposium.
- Facilitated public/private partnerships to solve problems by coordinating with the City of Arcata, Jacoby Creek Land Trust, private landowners, and various agencies and consultants to develop a grant application to conduct a feasibility study for improvements to enhance habitat quality and reduce flooding impacts along lower Jacoby Creek.
- Advanced local interest in natural resources discussions by representing the county in Congressman Huffman's Potter Valley Project ad hoc committee and associated negotiations on a two-basin solution for the Eel and Russian Rivers. Also, engaged with communities along the Eel River to share information and gather input. Provided for and maintained infrastructure by completing culvert replacements in Ishi Pishi and Alderpoint.
- Strengthen climate change resiliency with the successful completion of the Sea Level Rise Adaptation Plan for the Eureka Slough Hydrographic Area of Humboldt Bay including the identification of feasible and suitable adaptation projects and a strategy for phased implementation.
- Seek outside funding sources to benefit Humboldt County needs for the initiation of the Jacoby Creek Integrated Water Resources Feasibility Study in coordination with the City of Arcata and Jacoby Creek Land Trust.
- Advance local interest in natural resources discussions on the future of the Potter Valley Project. Advocacy for improving Eel River flow conditions and water quality, restoring native fish populations, and enhancing the prosperity, safety, and health of Eel River communities.





PUBLIC WORKS MEASURE Z (1100 298)

PROGRAM DISCUSSION

The purpose of the Public Works Measure Z budget is to manage the Measure Z allocations that were approved by the Board of Supervisors. In November 2018, Humboldt County voters passed Measure O with a voter approval of nearly 74%. This measure renews Measure Z, the local half-cent sales tax originally passed by voters in 2014. Measure Z was the original ordinance that imposed the tax, and Measure O simply stated that it will remain in effect until ended by voters. As such, the tax will continue to be referred to as Measure Z. This budget provides one concise location for Measure Z funding allocated to Public Works in order to ensure the utmost level of transparency.

The Public Works Measure Z budget unit supports the Board's Strategic Framework by providing for and maintaining infrastructure.



FY 2019-20 PROPOSED BUDGET TABLE — PUBLIC WORKS MEASURE Z 1100-298

	2016-17 Actual	2017-18 Actual	2018-19 Adjusted	2019-20 Requested	2019-20 Proposed	Increase (Decrease)
Expenditures						
Salaries & Employee Benefits	77,283	145,626	195,865	312,547	0	(195,865)
Services and Supplies	2,212,486	1,972,875	1,185,642	3,276,253	115,750	(1,069,892)
Other Charges	470,229	110,019	41,384	50,000	0	(41,384)
Fixed Assets	0	60,920	0	464,000	0	0
Other Financing Uses	114,458	25,144	0	0	0	0
Total Expenditures	**2,874,456**	**2,314,584**	**1,422,891**	**4,102,800**	**115,750**	**(1,307,141)**
Other Financing Sources (Uses)						
General Fund Contribution	0	0	0	4,102,800	115,750	115,750
Total Other Financing Sources (Uses)	**0**	**0**	**0**	**4,102,800**	**115,750**	**115,750**
Net Revenues (Expenditures)	**(2,874,456)**	**(2,314,584)**	**(1,422,891)**	**0**	**0**	**1,422,891**
Additional Funding Support						
1100 General Fund	2,874,456	2,314,584	1,422,891	0	0	(1,422,891)
Total Additional Funding Support	**2,874,456**	**2,314,584**	**1,422,891**	**0**	**0**	**(1,422,891)**
Staffing Positions						
Allocated Positions	0.00	0.00	0.00	0.00	0.00	0.00

SIGNIFICANT CHANGES

- The proposed expenditure budget for Salaries & Employee Benefits has decreased by 100% or $195,865 due to no approved allocation for staffing in FY 2019-20.
- The proposed expenditure budget for Services & Supplies has decreased by 90% or $1,069,892 due to funding not allocated for roads maintenance material, equipment or tools in FY 2019-20. Current allocation only covers illegal dumping cleanup and a separate allocation for the Shelter Cove Resort Improvement District for its exclusive use. Public Works will only serve as a pass-through for funding allocated to the Resort Improvement District.
- The proposed expenditure budget for Other Charges has decreased by 100% or $41,384 due to no allocations recommended in FY 2019-20.
- The proposed revenue budget for General Fund Contribution has increased by 100% or $115,750 due to changes in local accounting practices. Contributions from the General Fund are now reflected as "Other Financing Sources (Uses)." The actual General Fund Contribution has decreased by 92% or $1,307,141 due to a decrease in funding recommended by the Citizens' Advisory Committee in FY 2019-20.

PERSONNEL

There are no personnel changes.

MEASURE Z FUNDING REQUESTS

Public Works Measure Z has submitted the following three additional funding requests:

1. $3,00,000 for funding for chip sealing, slurry sealing and preparing roads for future sealing prevent pavement failures and insure safer driving surfaces. This will improve county-maintained road surfaces reducing response time for law enforcement, fire protection and emergency services.
2. $50,000 for cleanup of illegal dumping, illegal encampments, hazardous waste and hazardous spills throughout Humboldt County.
3. $871,300 for the purchase of two equipment trailer, three support vehicles, two brush cutters, one portable toilet, one chipper and four full-time employees for a brush cutting/fuel break program in conjunction with Shelter Cove Resort Improvement District (SCRID).

Request 2 is recommended for funding at this time. The remaining additional funding requests are not recommended at this time. While these requests have merit they did not receive a priority ranking based on available Measure Z funding. All Measure Z requests were reviewed and prioritized by the Citizens' Advisory Committee and the Board of Supervisors.

The remaining $90,750 was granted to SCRID through a separate request. The allocation was deposited into the Public Works Measure Z budget as opposed to being provided directly to the SCRID.

ACCOMPLISHMENTS & GOALS

- Provided for and maintained infrastructure by completing the purchase of $303,885 in both galvanized and PVC culvert pipe material. By having the materials on-hand and ready for deployment, this purchase will expedite repairs to culverts throughout the County of Humboldt.
- Provided for and maintained infrastructure with the purchase and placement of $373,248 in roads material used in patching/repairs of roadways.
- Provided for and maintained infrastructure with the completion of the North Ridge turn lane as part of the McKay project.
- Provided for and maintained infrastructure by completing culvert replacements in Ishi Pishi and Alderpoint.
- Provided community appropriate levels of service by completing $12,399 in signage and striping throughout the county.
- Create opportunities for improved safety and health by participating in the cleanup of illegal dumping and hazardous material dumping sites throughout Humboldt County.
- Provide for and maintain infrastructure by administering the funding to the Shelter Cove Resort Improvement District in brush cutting and fuel break reduction in the Shelter Cove area.





COUNTY OF HUMBOLDT
The Home of the Redwoods

T			FY 2017-18	FISCAL YEAR 2018-19			FISCAL YEAR 2019-20		
			YEAR-END	BOARD	MID-YEAR	YEAR-END	DEPT.	CAO	Δ FROM
TYPE	CLASSIFICATION NO./TITLE		AUTHORIZED	ADOPTED	ADJUSTED	AUTHORIZED	REQUEST	RECOMMENDED	FY2018-19
ARD OF SUPERVISORS									
FT	100	SUPERVISORS	5.00	5.00	0.00	5.00	5.00	5.00	0.00
FT	102	ADMIN.SUPPORT MGR. BOS/CLERK OF BOARD	1.00	1.00	0.00	1.00	1.00	1.00	0.00
FT	1115	ADMINISTRATIVE ASSISTANT/DEPUTY CLERK OF THE BOARD	3.00	3.00	0.00	3.00	3.00	3.00	0.00
	FUNDED POSITIONS		9.00	9.00	0.00	9.00	9.00	9.00	0.00
	POSITIONS FROZEN INDEFINITELY								
TOTAL POSITIONS ALLOCATED			9.00	9.00	0.00	9.00	9.00	9.00	0.00
O-MANAGEMENT & BUDGET TEAM									
FT	195	PUBLIC INFORMATION SPECIALIST	0.00	0.00	0.00	0.00	1.00	0.00	0.00
FT	599	DEPUTY CAO	1.00	1.00	0.00	1.00	1.00	1.00	0.00
FT	601	ASSISTANT CAO	1.00	1.00	0.00	1.00	1.00	1.00	0.00
FT	605	ADMINISTRATIVE ANALYST TRAINEE/I/II/SR (MC)	1.00	1.00	0.00	1.00	1.00	1.00	0.00
FT	776	ADMINISTRATIVE SERVICES OFFICER	1.00	1.00	0.00	1.00	1.00	1.00	0.00
FT	804	COUNTY ADMINISTRATIVE OFFICER	1.00	1.00	0.00	1.00	1.00	1.00	0.00
	FUNDED POSITIONS		5.00	5.00	0.00	5.00	6.00	5.00	0.00
FØ	195	PUBLIC INFORMATION SPECIALIST	1.00	0.00	0.00	0.00	0.00	0.00	0.00
	POSITIONS FROZEN INDEFINITELY		1.00	0.00	0.00	0.00	0.00	0.00	0.00
TOTAL POSITIONS ALLOCATED			6.00	5.00	0.00	5.00	6.00	5.00	0.00
DITOR-CONTROLLER									
FT	100	AUDITOR-CONTROLLER	1.00	1.00	0.00	1.00	1.00	1.00	0.00
FT	104	ASSISTANT COUNTY PAYROLL SERVICES MANAGER	1.00	1.00	-1.00	0.00	0.00	0.00	0.00
FT	107	COUNTY PAYROLL SERVICES MANAGER	1.00	1.00	-1.00	0.00	0.00	0.00	0.00
FT	124	SENIOR FISCAL ASSISTANT	2.00	2.00	1.00	3.00	3.00	3.00	0.00
FT	177	FISCAL ASSISTANT I/II	1.00	1.00	0.00	1.00	1.00	1.00	0.00
FT	223	AUDITOR-CONTROLLER PAYROLL SPECIALIST I/II	2.00	2.00	-2.00	0.00	0.00	0.00	0.00
FT	643	ACCOUNTANT-AUDITOR I/II	1.00	2.00	0.00	2.00	2.00	2.00	0.00
FT	646	ASSISTANT AUDITOR-CONTROLLER	2.00	2.00	-1.00	1.00	1.00	1.00	0.00
FT	1632	SENIOR ACCOUNTANT-AUDITOR	3.00	3.00	0.00	3.00	3.00	3.00	0.00
	FUNDED POSITIONS		14.00	15.00	-4.00	11.00	11.00	11.00	0.00
FØ	124	SENIOR FISCAL ASSISTANT	0.60	0.00	0.00	0.00	0.00	0.00	0.00
	POSITIONS FROZEN INDEFINITELY		0.60	0.00	0.00	0.00	0.00	0.00	0.00
TOTAL POSITIONS ALLOCATED			14.60	15.00	-4.00	11.00	11.00	11.00	0.00
EASURER/TAX COLLECTOR									
FT	100	TREASURER/TAX COLLECTOR	1.00	1.00	0.00	1.00	1.00	1.00	0.00
FT	170	TREASURER & TAX ASSISTANT I/II	4.00	4.00	0.00	4.00	4.00	4.00	0.00
FT	679	SENIOR TREASURY & TAX ASSISTANT	2.00	2.00	0.00	2.00	2.00	2.00	0.00
FT	628	ASSISTANT TREASURER-TAX COLLECTOR	0.00	0.00	0.00	0.00	1.00	1.00	1.00
FT	776	ADMINISTRATIVE SERVICES OFFICER	1.00	1.00	0.00	1.00	1.00	1.00	0.00
	FUNDED POSITIONS		8.00	8.00	0.00	8.00	9.00	9.00	1.00
	POSITIONS FROZEN INDEFINITELY								
TOTAL POSITIONS ALLOCATED			8.00	8.00	0.00	8.00	9.00	9.00	1.00
SESSOR									

T			FY 2017-18	FISCAL YEAR 2018-19			FISCAL YEAR 2019-20		
TYPE	CLASSIFICATION NO./TITLE		YEAR-END AUTHORIZED	BOARD ADOPTED	MID-YEAR ADJUSTED	YEAR-END AUTHORIZED	DEPT. REQUEST	CAO RECOMMENDED	Δ FROM FY2018-19
FT	100	ASSESSOR	1.00	1.00	0.00	1.00	1.00	1.00	0.00
FT	167	EXECUTIVE SECRETARY (MC)	1.00	1.00	0.00	1.00	1.00	1.00	0.00
FT	172	ASSESSMENT TECHNICIAN I/II	3.00	3.00	0.00	3.00	3.00	3.00	0.00
FT	316	PROPERTY TRANSFER ASSISTANT	2.00	2.00	0.00	2.00	2.00	2.00	0.00
FT	320	CADASTRAL DRAFTING TECHNICIAN	1.00	1.00	0.00	1.00	1.00	1.00	0.00
FT	323	SENIOR PROPERTY TRANSFER ASSISTANT	1.00	1.00	0.00	1.00	1.00	1.00	0.00
FT	620	DEPUTY ASSESSOR	2.00	2.00	0.00	2.00	2.00	2.00	0.00
FT	628	APPRAISER I/II/III	8.00	8.00	0.00	8.00	8.00	8.00	0.00
FT	641	AUDITOR-APPRAISER I/II/III	2.00	2.00	0.00	2.00	2.00	2.00	0.00
FT	642	APPRAISAL TECHNICIAN	4.00	4.00	0.00	4.00	4.00	4.00	0.00
FT	659	PRINCIPAL AUDITOR-APPRAISER	1.00	1.00	0.00	1.00	1.00	1.00	0.00
FT	1172	SENIOR ASSESSMENT TECHNICIAN	1.00	1.00	0.00	1.00	1.00	1.00	0.00
		FUNDED POSITIONS	27.00	27.00	0.00	27.00	27.00	27.00	0.00
FØ	172	ASSESSMENT TECHNICIAN I/II	2.00	2.00	0.00	2.00	2.00	2.00	0.00
FØ	656	PRINCIPAL APPRAISER	2.00	2.00	0.00	2.00	2.00	2.00	0.00
		POSITIONS FROZEN INDEFINITELY	4.00	4.00	0.00	4.00	4.00	4.00	0.00
TOTAL POSITIONS ALLOCATED			31.00	31.00	0.00	31.00	31.00	31.00	0.00
VENUE RECOVERY									
FT	425	PROGRAM COORDINATOR	1.00	1.00	0.00	1.00	1.00	1.00	0.00
FT	1197	REVENUE RECOVERY OFFICER I/II	7.00	6.00	0.00	6.00	5.00	5.00	-1.00
FT	1199	SENIOR REVENUE RECOVERY OFFICER	1.00	1.00	0.00	1.00	1.00	1.00	0.00
		FUNDED POSITIONS	9.00	8.00	0.00	8.00	7.00	7.00	-1.00
		POSITIONS FROZEN INDEFINITELY							
TOTAL POSITIONS ALLOCATED			9.00	8.00	0.00	8.00	7.00	7.00	-1.00
RCHASING									
FT	177	FISCAL ASSISTANT I/II	1.00	1.00	0.00	1.00	1.00	1.00	0.00
FT	221	PURCHASING COORDINATOR	1.00	1.00	0.00	1.00	1.00	1.00	0.00
FT	665	SENIOR BUYER	1.00	1.00	0.00	1.00	1.00	1.00	0.00
FT	671	BUYER I/II	1.00	1.00	0.00	1.00	1.00	1.00	0.00
		FUNDED POSITIONS	4.00	4.00	0.00	4.00	4.00	4.00	0.00
		POSITIONS FROZEN INDEFINITELY							
TOTAL POSITIONS ALLOCATED			4.00	4.00	0.00	4.00	4.00	4.00	0.00
ORMATION TECHNOLOGY									
FT	126	SENIOR IT SYSTEMS ADMINISTRATOR	1.00	1.00	0.00	1.00	1.00	1.00	0.00
FT	131	IT DIVISION DIRECTOR	1.00	1.00	0.00	1.00	1.00	1.00	0.00
FT	164	ADMINISTRATIVE SECRETARY	1.00	1.00	0.00	1.00	1.00	1.00	0.00
FT	188	SENIOR IT TECHNICIAN	1.00	1.00	0.00	1.00	1.00	1.00	0.00
FT	189	IT TECHNICIAN I/II	5.00	5.00	0.00	5.00	5.00	5.00	0.00
FT	198	CAO PROJECT MANAGER	1.00	1.00	0.00	1.00	1.00	1.00	0.00
FT	289	IT SECURITY ANALYST I/II/III	0.00	1.00	0.00	1.00	1.00	1.00	0.00
FT	622	IT APPLICATIONS ANALYST I/II	5.00	5.00	0.00	5.00	5.00	5.00	0.00
FT	627	IT APPLICATIONS ANALYST III	1.00	1.00	0.00	1.00	1.00	1.00	0.00
ORMATION TECHNOLOGY									
FT	644	IT APPLICATIONS ANALYST SUPERVISOR	1.00	1.00	0.00	1.00	1.00	1.00	0.00

T			FY 2017-18	FISCAL YEAR 2018-19			FISCAL YEAR 2019-20		
			YEAR-END	BOARD	MID-YEAR	YEAR-END	DEPT.	CAO	Δ FROM
TYPE		CLASSIFICATION NO./TITLE	AUTHORIZED	ADOPTED	ADJUSTED	AUTHORIZED	REQUEST	RECOMMENDED	FY2018-19
FT	645	IT SYSTEMS SUPERVISOR	1.00	1.00	0.00	1.00	1.00	1.00	0.00
		FUNDED POSITIONS	18.00	19.00	0.00	19.00	19.00	19.00	0.00
		POSITIONS FROZEN INDEFINITELY							
TOTAL POSITIONS ALLOCATED			18.00	19.00	0.00	19.00	19.00	19.00	0.00
)UNTY COUNSEL									
FT	138	SENIOR LEGAL SECRETARY (MC)	1.00	1.00	0.00	1.00	1.00	1.00	0.00
FT	139	LEGAL SECRETARY I/II (MC)	1.00	1.00	0.00	1.00	0.00	0.00	-1.00
FT	143	LEGAL OFFICE SERVICES MANAGER	1.00	1.00	0.00	1.00	1.00	1.00	0.00
FT	598	SENIOR DEPUTY COUNTY COUNSEL	1.00	1.00	0.00	1.00	1.00	1.00	0.00
FT	600	DEPUTY COUNTY COUNSEL I/II/III/IV	9.00	9.00	0.00	9.00	9.00	9.00	0.00
FT	603	ASSISTANT COUNTY COUNSEL	1.00	1.00	0.00	1.00	1.00	1.00	0.00
FT	808	COUNTY COUNSEL	1.00	1.00	0.00	1.00	1.00	1.00	0.00
FT	815	LEGAL ACCOUNTING SPECIALIST	1.00	1.00	0.00	1.00	1.00	1.00	0.00
		FUNDED POSITIONS	16.00	16.00	0.00	16.00	15.00	15.00	-1.00
FØ	138	SENIOR LEGAL SECRETARY (MC)	1.00	1.00	0.00	1.00	0.00	0.00	-1.00
FØ	417	INVESTIGATOR (MC)	1.00	1.00	0.00	1.00	0.00	0.00	-1.00
FØ	600	DEPUTY COUNTY COUNSEL I/II/III/IV	1.00	1.00	0.00	1.00	0.00	0.00	-1.00
		POSITIONS FROZEN INDEFINITELY	3.00	3.00	0.00	3.00	0.00	0.00	-3.00
TOTAL POSITIONS ALLOCATED			19.00	19.00	0.00	19.00	15.00	15.00	-4.00
IATE WELFARE FUND									
FT	430	CORRECTIONAL PROGRAM COORDINATOR	0.00	0.00	0.00	0.00	1.00	1.00	1.00
		FUNDED POSITIONS	0.00	0.00	0.00	0.00	1.00	1.00	1.00
		POSITIONS FROZEN INDEFINITELY							
TOTAL POSITIONS ALLOCATED			0.00	0.00	0.00	0.00	1.00	1.00	1.00
IMAN RESOURCES									
FT	104	ASSISTANT COUNTY PAYROLL SERVICES MANAGER	0.00	0.00	1.00	1.00	1.00	1.00	0.00
FT	107	COUNTY PAYROLL SERVICES MANAGER	0.00	0.00	1.00	1.00	1.00	1.00	0.00
FT	175	SECRETARY	1.00	1.00	0.00	1.00	1.00	1.00	0.00
FT	223	AUDITOR-CONTROLLER PAYROLL SPECIALIST I/II	0.00	0.00	2.00	2.00	2.00	2.00	0.00
FT	684	HUMAN RESOURCES ANALYST I/II	3.00	3.00	0.00	3.00	3.00	3.00	0.00
FT	699	HUMAN RESOURCES TECHNICIAN I/II	1.00	1.00	0.00	1.00	1.00	1.00	0.00
FT	702	HUMAN RESOURCES PROJECT MANAGER	0.00	1.00	0.00	1.00	1.00	1.00	0.00
			5.00	6.00	4.00	10.00	10.00	10.00	0.00
		POSITIONS FROZEN INDEFINITELY							
TOTAL POSITIONS ALLOCATED			5.00	6.00	4.00	10.00	10.00	10.00	0.00
ECTIONS									
FT	119	ELECTIONS MANAGER	1.00	1.00	0.00	1.00	1.00	1.00	0.00
FT	132	ELECTION SPECIALIST I/II	3.00	3.00	0.00	3.00	4.00	4.00	1.00
FT	626	ADMINISTRATIVE ANALYST I/II	1.00	1.00	0.00	1.00	1.00	1.00	0.00
		FUNDED POSITIONS	5.00	5.00	0.00	5.00	6.00	6.00	1.00
ECTIONS									
FØ	109	ASSISTANT COUNTY CLERK	1.00	0.00	0.00	0.00	0.00	0.00	0.00
		POSITIONS FROZEN INDEFINITELY	1.00	0.00	0.00	0.00	0.00	0.00	0.00

T			FY 2017-18	FISCAL YEAR 2018-19			FISCAL YEAR 2019-20		
TYPE	CLASSIFICATION NO./TITLE		YEAR-END AUTHORIZED	BOARD ADOPTED	MID-YEAR ADJUSTED	YEAR-END AUTHORIZED	DEPT. REQUEST	CAO RECOMMENDED	Δ FROM FY2018-19
TOTAL POSITIONS ALLOCATED			6.00	5.00	0.00	5.00	6.00	6.00	1.00
)MMUNICATIONS									
FT	164	ADMINISTRATIVE SECRETARY	1.00	1.00	0.00	1.00	1.00	1.00	0.00
	FUNDED POSITIONS		1.00	1.00	0.00	1.00	1.00	1.00	0.00
	POSITIONS FROZEN INDEFINITELY								
TOTAL POSITIONS ALLOCATED			1.00	1.00	0.00	1.00	1.00	1.00	0.00
A COMPLIANCE									
FT	198	CAO PROJECT MANAGER	2.00	2.00	-1.00	1.00	1.00	1.00	0.00
FT	199	ADA COORDINATOR	2.00	1.00	-1.00	0.00	0.00	0.00	0.00
FT	226	CARPENTER	0.00	2.00	0.00	2.00	2.00	2.00	0.00
FT	599	DEPUTY CAO	0.00	0.00	1.00	1.00	1.00	1.00	0.00
FT	626	ADMINISTRATIVE ANALYST I/II	0.00	0.00	1.00	1.00	1.00	1.00	0.00
	FUNDED POSITIONS		4.00	5.00	0.00	5.00	5.00	5.00	0.00
	POSITIONS FROZEN INDEFINITELY								
TOTAL POSITIONS ALLOCATED			4.00	5.00	0.00	5.00	5.00	5.00	0.00
CILITY MANAGEMENT									
FT	164	ADMINISTRATIVE SECRETARY	1.00	1.00	0.00	1.00	1.00	1.00	0.00
FT	200	DEPUTY PUB. WORKS DIR.-FACIL. MGMT.	1.00	1.00	0.00	1.00	1.00	1.00	0.00
FT	206	CONSTRUCTION PROJECTS MANAGER	2.00	2.00	1.00	3.00	3.00	3.00	0.00
FT	226	CARPENTER	2.00	2.00	0.00	2.00	2.00	2.00	0.00
FT	233	WORK CREW LEADER	1.00	1.00	0.00	1.00	1.00	1.00	0.00
FT	251	FACILITY MAINT. MECHANIC I/II	8.00	8.00	0.00	8.00	8.00	8.00	0.00
FT	252	FACILITY MAINTENANCE SUPERVISOR	1.00	1.00	0.00	1.00	1.00	1.00	0.00
FT	253	FACILITY MAINTENANCE MANAGER	1.00	1.00	0.00	1.00	1.00	1.00	0.00
FT	263	SENIOR BUILDING MAINTENANCE CUSTODIAN	2.00	2.00	0.00	2.00	2.00	2.00	0.00
FT	264	CUSTODIAL SUPERVISOR	1.00	1.00	0.00	1.00	1.00	1.00	0.00
FT	266	LABORER	6.00	6.00	0.00	6.00	6.00	6.00	0.00
FT	268	BUILDING MAINTENANCE CUSTODIAN	17.00	17.00	0.00	17.00	17.00	17.00	0.00
FT	383	STAFF SERVICES SPECIALIST	0.00	0.00	0.00	0.00	1.00	0.00	0.00
FT	629	SENIOR REAL PROPERTY AGENT	2.00	2.00	0.00	2.00	2.00	2.00	0.00
	FUNDED POSITIONS		45.00	45.00	1.00	46.00	47.00	46.00	0.00
FØ	268	BUILDING MAINTENANCE CUSTODIAN	2.00	2.00	0.00	2.00	0.00	0.00	-2.00
	POSITIONS FROZEN INDEFINITELY		2.00	2.00	0.00	2.00	0.00	0.00	-2.00
TOTAL POSITIONS ALLOCATED			47.00	47.00	1.00	48.00	47.00	46.00	-2.00
BLIC WORKS - LAND USE									
FT	164	ADMINISTRATIVE SECRETARY	0.00	1.00	0.00	1.00	1.00	1.00	0.00
FT	300	DEPUTY PUBLIC WORKS DIRECTOR	1.00	1.00	0.00	1.00	1.00	1.00	0.00
FT	304	ASSOCIATE CIVIL ENGINEER	1.00	1.00	0.00	1.00	1.00	1.00	0.00
FT	306	ASSISTANT ENGINEER I/II	1.00	1.00	0.00	1.00	1.00	1.00	0.00
BLIC WORKS - LAND USE									
FT	313	SENIOR ENGINEERING TECHNICIAN	1.00	1.00	0.00	1.00	1.00	1.00	0.00
	FUNDED POSITIONS		4.00	5.00	0.00	5.00	5.00	5.00	0.00
FØ	164	ADMINISTRATIVE SECRETARY	1.00	0.00	0.00	0.00	0.00	0.00	0.00

T			FY 2017-18	FISCAL YEAR 2018-19			FISCAL YEAR 2019-20		
TYPE	CLASSIFICATION NO./TITLE		YEAR-END AUTHORIZED	BOARD ADOPTED	MID-YEAR ADJUSTED	YEAR-END AUTHORIZED	DEPT. REQUEST	CAO RECOMMENDED	Δ FROM FY2018-19
	POSITIONS FROZEN INDEFINITELY		1.00	0.00	0.00	0.00	0.00	0.00	0.00
TOTAL POSITIONS ALLOCATED			5.00	5.00	0.00	5.00	5.00	5.00	0.00
VENILE JUSTICE CRIME PREVENTION ACT									
FT	168	SENIOR LEGAL OFFICE ASSISTANT	1.00	0.00	0.00	0.00	0.00	0.00	0.00
FT	470	SUPERVISING PROBATION OFFICER	1.00	1.00	0.00	1.00	1.00	1.00	0.00
FT	473	PROBATION OFFICER I/II	1.00	2.00	0.00	2.00	2.00	2.00	0.00
	FUNDED POSITIONS		3.00	3.00	0.00	3.00	3.00	3.00	0.00
FØ	168	SENIOR LEGAL OFFICE ASSISTANT	0.00	1.00	0.00	1.00	0.00	0.00	-1.00
FØ	473	PROBATION OFFICER I/II	1.00	0.00	0.00	0.00	0.00	0.00	0.00
	POSITIONS FROZEN INDEFINITELY		1.00	1.00	0.00	1.00	0.00	0.00	-1.00
TOTAL POSITIONS ALLOCATED			4.00	4.00	0.00	4.00	3.00	3.00	-1.00
STRICT ATTORNEY									
FT	100	DISTRICT ATTORNEY	1.00	1.00	0.00	1.00	1.00	1.00	0.00
FT	134	LEGAL OFFICE BUSINESS MANAGER	1.00	1.00	0.00	1.00	1.00	1.00	0.00
FT	143	LEGAL OFFICE SERVICES MANAGER	1.00	1.00	0.00	1.00	1.00	1.00	0.00
FT	178	LEGAL OFFICE ASSISTANT I/II	7.00	7.00	0.00	7.00	7.00	7.00	0.00
FT	179	OFFICE ASSISTANT I/II	2.00	2.00	0.00	2.00	2.00	2.00	0.00
FT	404	CHIEF INVESTIGATOR (DIST. ATTY.)	1.00	1.00	0.00	1.00	1.00	1.00	0.00
FT	405	SENIOR INVESTIGATOR	0.00	2.00	0.00	2.00	2.00	2.00	0.00
FT	412	INVESTIGATOR (DISTRICT ATTORNEY)	6.00	4.00	0.00	4.00	4.00	4.00	0.00
FT	415	COMMUNITY SERVICES OFFICER	1.00	1.00	0.00	1.00	1.00	1.00	0.00
FT	602	DEPUTY DISTRICT ATTY. I/II/III/IV	12.00	12.00	0.00	12.00	12.00	12.00	0.00
FT	616	ASSISTANT DISTRICT ATTORNEY	1.00	1.00	0.00	1.00	1.00	1.00	0.00
FT	762	DEPT. INFO. SYSTEMS ANALYST	1.00	1.00	0.00	1.00	1.00	1.00	0.00
FT	1140	SENIOR LEGAL SECRETARY	1.00	1.00	0.00	1.00	1.00	1.00	0.00
FT	1144	LEGAL SECRETARY I/II	1.00	1.00	0.00	1.00	1.00	1.00	0.00
FT	1150	LEGAL OFFICE SERVICES SUPV.	1.00	1.00	0.00	1.00	1.00	1.00	0.00
	FUNDED POSITIONS		37.00	37.00	0.00	37.00	37.00	37.00	0.00
	POSITIONS FROZEN INDEFINITELY								
TOTAL POSITIONS ALLOCATED			37.00	37.00	0.00	37.00	37.00	37.00	0.00
IILD SUPPORT SERVICES									
FT	122	OFFICE SERVICES SUPERVISOR	1.00	0.00	0.00	0.00	0.00	0.00	0.00
FT	134	LEGAL OFFICE BUSINESS MANAGER	1.00	1.00	0.00	1.00	1.00	1.00	0.00
FT	136	SUPERVISING CHILD SUPPORT SPECIALIST	5.00	4.00	0.00	4.00	4.00	4.00	0.00
FT	141	CHILD SUPPORT SPECIALIST I/II	16.00	16.00	0.00	16.00	15.00	15.00	-1.00
FT	142	ASST. DIRECTOR OF CHILD SUPPORT SERVICES	1.00	1.00	0.00	1.00	1.00	1.00	0.00
FT	147	CHILD SUPPORT SPECIALIST III	3.00	3.00	0.00	3.00	2.00	2.00	-1.00
FT	167	EXECUTIVE SECRETARY (MC)	1.00	0.00	0.00	0.00	0.00	0.00	0.00
FT	177	FISCAL ASSISTANT I/II	1.00	1.00	0.00	1.00	1.00	1.00	0.00
IILD SUPPORT SERVICES									
FT	196	CHILD SUPPORT PROCESS SERVER	1.00	1.00	0.00	1.00	1.00	1.00	0.00
FT	353	INFORMATION SYSTEMS COORDINATOR III	1.00	1.00	0.00	1.00	1.00	1.00	0.00
FT	355	ACCOUNTING TECHNICIAN	3.00	3.00	0.00	3.00	3.00	3.00	0.00

T			FY 2017-18	FISCAL YEAR 2018-19			FISCAL YEAR 2019-20		
			YEAR-END	BOARD	MID-YEAR	YEAR-END	DEPT.	CAO	Δ FROM
TYPE	CLASSIFICATION NO./TITLE		AUTHORIZED	ADOPTED	ADJUSTED	AUTHORIZED	REQUEST	RECOMMENDED	FY2018-19
FT	363	CHILD SUPPORT ATTORNEY I/II/III/IV	2.00	2.00	0.00	2.00	2.00	2.00	0.00
FT	365	DIRECTOR OF CHILD SUPPORT SERVICES	1.00	1.00	0.00	1.00	1.00	1.00	0.00
FT	366	CHILD SUPPORT ASSISTANT I/II	9.00	9.00	0.00	9.00	9.00	9.00	0.00
FT	367	CHILD SUPPORT ASSISTANT III	4.00	3.00	0.00	3.00	3.00	3.00	0.00
FT	368	CHILD SUPPORT PROGRAM MANAGER	1.00	1.00	0.00	1.00	1.00	1.00	0.00
FT	380	INFORMATION SYSTEM SUPERVISOR	1.00	1.00	0.00	1.00	1.00	1.00	0.00
FT	680	CHILD SUPPORT SPEC PROG COORD	2.00	2.00	0.00	2.00	2.00	2.00	0.00
		FUNDED POSITIONS	54.00	50.00	0.00	50.00	48.00	48.00	-2.00
		POSITIONS FROZEN INDEFINITELY							
TOTAL POSITIONS ALLOCATED			54.00	50.00	0.00	50.00	48.00	48.00	-2.00
CTIM WITNESS PROGRAM									
FT	689	VICTIM WITNESS PROGRAM SPECIALIST (37.5 HR)	2.00	2.00	0.00	4.50	4.50	4.50	0.00
		FUNDED POSITIONS	2.00	2.00	0.00	4.50	4.50	4.50	0.00
		POSITIONS FROZEN INDEFINITELY							
TOTAL POSITIONS ALLOCATED			2.00	2.00	0.00	4.50	4.50	4.50	0.00
ILD ABUSE SERVICES TEAM									
FT	412	INVESTIGATOR (DISTRICT ATTORNEY)	1.00	1.00	0.00	1.00	1.00	1.00	0.00
FT	602	DEPUTY DISTRICT ATTY. I/II/III/IV	1.00	1.00	0.00	1.00	2.00	2.00	1.00
FT	689	VICTIM WITNESS PROGRAM SPECIALIST (37.5 HR)	1.00	1.00	0.00	1.00	2.00	2.00	1.00
		FUNDED POSITIONS	3.00	3.00	0.00	3.00	5.00	5.00	2.00
FØ	178	LEGAL OFFICE ASSISTANT I/II	1.00	1.00	0.00	1.00	0.00	0.00	-1.00
		POSITIONS FROZEN INDEFINITELY	1.00	1.00	0.00	1.00	0.00	0.00	-1.00
TOTAL POSITIONS ALLOCATED			4.00	4.00	0.00	4.00	5.00	5.00	1.00
BLIC DEFENDER									
FT	114	SUPERVISING LEGAL SECRETARY	1.00	1.00	0.00	1.00	1.00	1.00	0.00
FT	134	LEGAL OFFICE BUSINESS MANAGER	1.00	1.00	0.00	1.00	1.00	1.00	0.00
FT	140	SENIOR LEGAL SECRETARY (37.5 HR)	1.00	0.00	0.00	0.00	0.00	0.00	0.00
FT	144	LEGAL SECRETARY I/II (37.5 HR)	2.00	0.00	0.00	0.00	0.00	0.00	0.00
FT	178	LEGAL OFFICE ASSISTANT I/II	1.00	1.00	0.00	1.00	1.00	1.00	0.00
FT	449	INVESTIGATOR (PUBLIC DEFENDER)	4.00	4.00	0.00	4.00	3.00	3.00	-1.00
FT	604	DEPUTY PUBLIC DEFENDER I/II/III/IV	8.00	7.00	0.00	7.00	8.00	7.00	0.00
FT	625	ASSISTANT PUBLIC DEFENDER	0.00	1.00	0.00	1.00	1.00	1.00	0.00
FT	828	PUBLIC DEFENDER	1.00	1.00	0.00	1.00	1.00	1.00	0.00
FT	1140	SENIOR LEGAL SECRETARY (40 HR)	0.00	1.00	0.00	1.00	2.00	2.00	1.00
FT	1144	LEGAL SECRETARY I/II (40 HR)	0.00	2.00	0.00	2.00	2.00	2.00	0.00
FT	177	FISCAL ASSISTANT I/II	0.00	0.00	0.00	0.00	1.00	1.00	1.00
		FUNDED POSITIONS	19.00	19.00	0.00	19.00	21.00	20.00	1.00
FØ	144	LEGAL SECRETARY I/II (37.5 HR)	1.00	0.00	0.00	0.00	0.00	0.00	0.00
		POSITIONS FROZEN INDEFINITELY	1.00	0.00	0.00	0.00	0.00	0.00	0.00
TOTAL POSITIONS ALLOCATED			20.00	19.00	0.00	19.00	21.00	20.00	1.00
CTIM WITNESS - STATE BOARD OF CONTROL									
FT	689	VICTIM WITNESS PROGRAM SPECIALIST (37.5 HR)	1.80	1.80	0.00	1.80	1.80	1.80	0.00
		FUNDED POSITIONS	1.80	1.80	0.00	1.80	1.80	1.80	0.00
		POSITIONS FROZEN INDEFINITELY							

T			FY 2017-18	FISCAL YEAR 2018-19			FISCAL YEAR 2019-20		
TYPE	CLASSIFICATION NO./TITLE		YEAR-END AUTHORIZED	BOARD ADOPTED	MID-YEAR ADJUSTED	YEAR-END AUTHORIZED	DEPT. REQUEST	CAO RECOMMENDED	Δ FROM FY2018-19
TOTAL POSITIONS ALLOCATED			1.80	1.80	0.00	1.80	1.80	1.80	0.00
ERIFF									
FT	100	SHERIFF	1.00	1.00	0.00	1.00	1.00	1.00	0.00
FT	124	SENIOR FISCAL ASSISTANT	1.00	1.00	1.00	2.00	2.00	2.00	0.00
FT	127	SR. EMERGENCY COMM. DISPATCHER	2.00	2.00	0.00	2.00	2.00	2.00	0.00
FT	128	EMERGENCY COMMUN. DISPATCHER	6.00	6.00	0.00	6.00	6.00	6.00	0.00
FT	166	ADMINISTRATIVE SECRETARY (MC)	1.00	1.00	0.00	1.00	1.00	1.00	0.00
FT	167	EXECUTIVE SECRETARY (MC)	0.00	1.00	0.00	1.00	1.00	1.00	0.00
FT	177	FISCAL ASSISTANT I/II	1.54	1.54	-1.54	0.00	0.00	0.00	0.00
FT	178	LEGAL OFFICE ASSISTANT I/II	9.00	8.00	0.00	8.00	9.00	9.00	1.00
FT	400	UNDERSHERIFF	1.00	1.00	0.00	1.00	1.00	1.00	0.00
FT	401	EMERGENCY COMMUNICATION SUPERVISOR	1.00	1.00	0.00	1.00	1.00	1.00	0.00
FT	406	SHERIFF'S LIEUTENANT	5.00	6.00	0.00	6.00	6.00	6.00	0.00
FT	407	EVIDENCE TECHNICIAN	1.00	1.00	0.00	1.00	1.00	1.00	0.00
FT	414	SHERIFF'S SERGEANT	8.00	8.00	0.00	8.00	12.00	12.00	4.00
FT	416	DEPUTY SHERIFF I/II	51.00	52.00	0.00	52.00	55.00	55.00	3.00
FT	423	SHERIFF'S INVESTIGATOR	3.00	3.00	0.00	3.00	3.00	3.00	0.00
FT	429	TRAINING COORDINATOR	1.00	1.00	0.00	1.00	1.00	1.00	0.00
FT	438	DEPUTY DIRECTOR - SHERIFF'S ADMINISTRATION	1.00	1.00	0.00	1.00	1.00	1.00	0.00
FT	626	ADMINISTRATIVE ANALYST	0.00	0.00	1.00	1.00	2.00	2.00	1.00
FT	776	ADMINISTRATIVE SERVICES OFFICER	1.00	1.00	0.00	1.00	1.00	1.00	0.00
FT	1150	LEGAL OFFICE SERVICES SUPERVISOR	1.00	1.00	0.00	1.00	1.00	1.00	0.00
FT	1410	PROPERTY TECHNICIAN I/II	1.54	2.00	0.00	2.00	3.00	3.00	1.00
FT	445	DEPUTY CORONER - PUBLIC ADMINISTRATOR	0.00	0.00	0.00	0.00	2.00	2.00	2.00
FT	295	SHERIFF'S PUBLIC INFORMATION SPECIALIST	0.00	0.00	0.00	0.00	1.00	1.00	1.00
	FUNDED POSITIONS		97.08	99.54	0.46	100.00	113.00	113.00	13.00
FØ	145	SENIOR LEGAL OFFICE ASSISTANT (37.5 HR)	2.00	2.00	0.00	2.00	0.00	0.00	-2.00
FØ	167	EXECUTIVE SECRETARY (MC)	1.00	0.00	0.00	0.00	0.00	0.00	0.00
FØ	407	EVIDENCE TECHNICIAN	1.00	1.00	0.00	1.00	0.00	0.00	-1.00
	POSITIONS FROZEN INDEFINITELY		4.00	3.00	0.00	3.00	0.00	0.00	-3.00
TOTAL POSITIONS ALLOCATED			101.08	102.54	0.46	103.00	113.00	113.00	10.00
UG ENFORCEMENT UNIT									
FT	416	DEPUTY SHERIFF I/II	4.00	4.00	0.00	4.00	0.00	0.00	-4.00
	FUNDED POSITIONS		4.00	4.00	0.00	4.00	0.00	0.00	-4.00
	POSITIONS FROZEN INDEFINITELY								
TOTAL POSITIONS ALLOCATED			4.00	4.00	0.00	4.00	0.00	0.00	-4.00
ERIFF - BOAT SAFETY PROGRAM									
FT	416	DEPUTY SHERIFF I/II	1.00	1.00	0.00	1.00	0.00	0.00	-1.00
	FUNDED POSITIONS		1.00	1.00	0.00	1.00	0.00	0.00	-1.00
	POSITIONS FROZEN INDEFINITELY								
TOTAL POSITIONS ALLOCATED			1.00	1.00	0.00	1.00	0.00	0.00	-1.00

T			FY 2017-18	FISCAL YEAR 2018-19			FISCAL YEAR 2019-20		
TYPE	CLASSIFICATION NO.	TITLE	YEAR-END AUTHORIZED	BOARD ADOPTED	MID-YEAR ADJUSTED	YEAR-END AUTHORIZED	DEPT. REQUEST	CAO RECOMMENDED	Δ FROM FY2018-19
VENILE HALL									
FT	124	SENIOR FISCAL ASSISTANT	1.00	1.00	0.00	1.00	1.00	1.00	0.00
FT	283	FOOD SERVICES SUPERVISOR	1.00	1.00	0.00	1.00	1.00	1.00	0.00
FT	433	CORRECTIONAL COOK	1.00	1.00	0.00	1.00	1.00	1.00	0.00
FT	473	PROBATION OFFICER I/II	1.00	1.00	0.00	1.00	1.00	1.00	0.00
FT	475	PROBATION DIVISION DIRECTOR	1.00	1.00	0.00	1.00	1.00	1.00	0.00
FT	482	JUVENILE CORRECTIONS FACILITY MANAGER	1.00	0.00	1.00	1.00	1.00	1.00	0.00
FT	485	SUPV. JUVENILE CORRECTIONS OFFICER	4.00	4.00	0.00	4.00	4.00	4.00	0.00
FT	486	JUVENILE CORRECTIONS OFFICER I/II	6.40	6.40	0.00	6.40	6.40	6.40	0.00
FT	487	SENIOR JUVENILE CORRECTIONS OFFICER	4.00	4.00	0.00	4.00	4.00	4.00	0.00
		FUNDED POSITIONS	20.40	19.40	1.00	20.40	20.40	20.40	0.00
FØ	486	JUVENILE CORRECTIONS OFFICER I/II	1.00	0.00	0.00	0.00	0.00	0.00	0.00
		POSITIONS FROZEN INDEFINITELY	1.00	0.00	0.00	0.00	0.00	0.00	0.00
TOTAL POSITIONS ALLOCATED			21.40	19.40	1.00	20.40	20.40	20.40	0.00
OBATION									
FT	124	SENIOR FISCAL ASSISTANT	1.00	1.00	0.00	1.00	1.00	1.00	0.00
FT	134	LEGAL OFFICE BUSINESS MANAGER	1.00	1.00	0.00	1.00	1.00	1.00	0.00
FT	143	LEGAL OFFICE SERVICES MANAGER	1.00	1.00	0.00	1.00	1.00	1.00	0.00
FT	168	SENIOR LEGAL OFFICE ASSISTANT	3.00	3.00	0.00	3.00	3.00	3.00	0.00
FT	178	LEGAL OFFICE ASSISTANT I/II	4.00	5.00	0.00	5.00	4.00	4.00	-1.00
FT	469	SENIOR PROBATION OFFICER	8.00	8.00	0.00	8.00	7.00	7.00	-1.00
FT	470	SUPERVISING PROBATION OFFICER	4.00	4.00	0.00	4.00	5.00	5.00	1.00
FT	473	PROBATION OFFICER I/II	15.50	16.50	0.00	16.50	15.50	15.50	-1.00
FT	474	ASSISTANT CHIEF PROBATION OFFICER	1.00	1.00	0.00	1.00	1.00	1.00	0.00
FT	475	PROBATION DIVISION DIRECTOR	2.00	2.00	0.00	2.00	2.00	2.00	0.00
FT	492	SENIOR SUBSTANCE ABUSE COUNSELOR	1.00	1.00	0.00	1.00	0.00	0.00	-1.00
FT	626	ADMINISTRATIVE ANALYST I/II	1.00	1.00	0.00	1.00	1.00	1.00	0.00
FT	776	ADMINISTRATIVE SERVICES OFFICER	1.00	1.00	0.00	1.00	1.00	1.00	0.00
FT	826	CHIEF PROBATION OFFICER	1.00	1.00	0.00	1.00	1.00	1.00	0.00
FT	1197	REVENUE RECOVERY OFFICER I/II	1.00	0.00	0.00	0.00	0.00	0.00	0.00
FT	1199	SENIOR REVENUE RECOVERY OFFICER	1.00	1.00	0.00	1.00	1.00	1.00	0.00
		FUNDED POSITIONS	46.50	47.50	0.00	47.50	44.50	44.50	-3.00
FØ	178	LEGAL OFFICE ASSISTANT I/II	2.00	2.00	0.00	2.00	2.00	2.00	0.00
FØ	470	SUPERVISING PROBATION OFFICER	1.00	1.00	0.00	1.00	0.00	0.00	-1.00
FØ	473	PROBATION OFFICER I/II	5.00	5.00	0.00	5.00	5.00	5.00	0.00
FØ	916	SUPERVISING MH CLINICIAN	1.00	0.00	0.00	0.00	0.00	0.00	0.00
FØ	1144	LEGAL SECRETARY I/II	2.00	0.00	0.00	0.00	0.00	0.00	0.00
		POSITIONS FROZEN INDEFINITELY	11.00	8.00	0.00	8.00	7.00	7.00	-1.00
TOTAL POSITIONS ALLOCATED			57.50	55.50	0.00	55.50	51.50	51.50	-4.00
ISTODY SERVICES									
FT	168	SENIOR LEGAL OFFICE ASSISTANT	1.00	1.00	0.00	1.00	1.00	1.00	0.00
FT	178	LEGAL OFFICE ASSISTANT I/II	4.00	6.00	0.00	6.00	8.00	8.00	2.00
FT	419	CORRECTIONAL LIEUTENANT	2.00	2.00	0.00	2.00	3.00	3.00	1.00
FT	420	SUPERVISING CORRECTIONAL DEPUTY	5.00	5.00	0.00	5.00	7.00	7.00	2.00
FT	421	SENIOR CORRECTIONAL DEPUTY	19.00	19.00	0.00	19.00	19.00	19.00	0.00

T			FY 2017-18	FISCAL YEAR 2018-19			FISCAL YEAR 2019-20		
TYPE	CLASSIFICATION NO./TITLE		YEAR-END AUTHORIZED	BOARD ADOPTED	MID-YEAR ADJUSTED	YEAR-END AUTHORIZED	DEPT. REQUEST	CAO RECOMMENDED	Δ FROM FY2018-19
FT	422	SHERIFF'S COMPLIANCE OFFICER	1.00	1.00	0.00	1.00	0.00	0.00	-1.00
FT	424	CORRECTIONAL DEPUTY I/II	64.00	64.00	0.00	64.00	74.00	74.00	10.00
FT	427	CORRECTIONAL WORK CREW LEADER	2.00	2.00	0.00	2.00	2.00	2.00	0.00
FT	430	CORRECTIONAL PROGRAM COORDINATOR	1.00	1.00	0.00	1.00	0.00	0.00	-1.00
FT	432	KITCHEN/LAUNDRY SUPERVISOR	1.00	1.00	0.00	1.00	1.00	1.00	0.00
FT	433	CORRECTIONAL COOK	4.00	4.00	0.00	4.00	4.00	4.00	0.00
FT	437	CORRECTIONAL CAPTAIN	1.00	1.00	0.00	1.00	1.00	1.00	0.00
FT	283	FOOD SERVICES SUPERVISOR	0.00	0.00	0.00	0.00	1.00	1.00	1.00
		FUNDED POSITIONS	105.00	107.00	0.00	107.00	121.00	121.00	14.00
FØ	420	SUPERVISING CORRECTIONAL DEPUTY	1.00	1.00	0.00	1.00	0.00	0.00	-1.00
FØ	421	SENIOR CORRECTIONAL DEPUTY	1.00	1.00	0.00	1.00	0.00	0.00	-1.00
FØ	424	CORRECTIONAL DEPUTY I/II	10.00	10.00	0.00	10.00	0.00	0.00	-10.00
		POSITIONS FROZEN INDEFINITELY	12.00	12.00	0.00	12.00	0.00	0.00	-12.00
TOTAL POSITIONS ALLOCATED			117.00	119.00	0.00	119.00	121.00	121.00	2.00
RRECTIONAL FACILITY REALIGNMENT									
FT	178	LEGAL OFFICE ASSISTANT I/II	1.00	1.00	0.00	1.00	0.00	0.00	-1.00
FT	424	CORRECTIONAL DEPUTY I/II	3.00	3.00	0.00	3.00	0.00	0.00	-3.00
		FUNDED POSITIONS	4.00	4.00	0.00	4.00	0.00	0.00	-4.00
		POSITIONS FROZEN INDEFINITELY							
TOTAL POSITIONS ALLOCATED			4.00	4.00	0.00	4.00	0.00	0.00	-4.00
ULT DRUG COURT									
FT	178	LEGAL OFFICE ASSISTANT I/II	1.00	0.00	0.00	0.00	1.00	1.00	1.00
FT	469	SENIOR PROBATION OFFICER	0.00	0.00	0.00	0.00	1.00	1.00	1.00
FT	473	PROBATION OFFICER I/II	1.00	0.00	0.00	0.00	1.00	1.00	1.00
FT	492	SENIOR SUBSTANCE ABUSE COUNSELOR	0.00	0.00	0.00	0.00	1.00	1.00	1.00
		FUNDED POSITIONS	2.00	0.00	0.00	0.00	4.00	4.00	4.00
		POSITIONS FROZEN INDEFINITELY							
TOTAL POSITIONS ALLOCATED			2.00	0.00	0.00	0.00	4.00	4.00	4.00
NFLICT COUNSEL									
FT	144	LEGAL SECRETARY I/II (37.5 HR)	1.00	0.00	0.00	0.00	0.00	0.00	0.00
FT	178	LEGAL OFFICE ASSISTANT I/II	1.00	1.00	0.00	1.00	1.00	1.00	0.00
FT	449	INVESTIGATOR (PUBLIC DEFENDER)	1.00	2.00	-1.00	1.00	1.00	1.00	0.00
FT	604	DEPUTY PUBLIC DEFENDER I/II/III/IV	4.00	3.00	1.00	4.00	5.00	4.00	0.00
FT	610	SUPERVISING ATTORNEY	1.00	1.00	0.00	1.00	1.00	1.00	0.00
FT	1140	SENIOR LEGAL SECRETARY	1.00	1.00	0.00	1.00	1.00	1.00	0.00
FT	1144	LEGAL SECRETARY I/II (40 HR)	0.00	1.00	0.00	1.00	1.00	1.00	0.00
		FUNDED POSITIONS	9.00	9.00	0.00	9.00	10.00	9.00	0.00
FØ	449	INVESTIGATOR (PUBLIC DEFENDER)	0.90	0.00	0.00	0.00	0.00	0.00	0.00
NFLICT COUNSEL									
FØ	1144	LEGAL SECRETARY I/II	1.00	0.00	0.00	0.00	0.00	0.00	0.00
		POSITIONS FROZEN INDEFINITELY	1.90	0.00	0.00	0.00	0.00	0.00	0.00
TOTAL POSITIONS ALLOCATED			10.90	9.00	0.00	9.00	10.00	9.00	0.00
TER MANAGEMENT									
FT	208	ENVIRONMENTAL ANALYST	1.00	1.00	-1.00	0.00	1.00	1.00	1.00

T			FY 2017-18	FISCAL YEAR 2018-19			FISCAL YEAR 2019-20		
			YEAR-END	BOARD	MID-YEAR	YEAR-END	DEPT.	CAO	Δ FROM
TYPE		CLASSIFICATION NO./TITLE	AUTHORIZED	ADOPTED	ADJUSTED	AUTHORIZED	REQUEST	RECOMMENDED	FY2018-19
FT	520	SENIOR ENVIRONMENTAL ANALYST	1.00	1.00	1.00	2.00	2.00	1.00	-1.00
		FUNDED POSITIONS	2.00	2.00	0.00	2.00	3.00	2.00	0.00
		POSITIONS FROZEN INDEFINITELY							
		TOTAL POSITIONS ALLOCATED	2.00	2.00	0.00	2.00	3.00	2.00	0.00
		GIONAL FACILITY							
FT	433	CORRECTIONAL COOK	1.00	1.00	0.00	1.00	1.00	1.00	0.00
FT	469	SENIOR PROBATION OFFICER	1.00	1.00	0.00	1.00	1.00	1.00	0.00
FT	473	PROBATION OFFICER I/II	1.00	1.00	0.00	1.00	1.00	1.00	0.00
FT	482	JUVENILE CORRECTIONS FACILITIES MGR	1.00	1.00	0.00	1.00	1.00	1.00	0.00
FT	485	SUPV. JUVENILE CORRECTIONS OFFICER	4.00	4.00	0.00	4.00	4.00	4.00	0.00
FT	486	JUVENILE CORRECTIONS OFFICER I/II	4.50	4.50	0.00	4.50	4.50	4.50	0.00
FT	487	SENIOR JUVENILE CORRECTIONS OFFICER	4.00	4.00	0.00	4.00	4.00	4.00	0.00
		FUNDED POSITIONS	16.50	16.50	0.00	16.50	16.50	16.50	0.00
FØ	178	LEGAL OFFICE ASSISTANT I/II	1.00	0.00	0.00	0.00	0.00	0.00	0.00
		POSITIONS FROZEN INDEFINITELY	1.00	0.00	0.00	0.00	0.00	0.00	0.00
		TOTAL POSITIONS ALLOCATED	17.50	16.50	0.00	16.50	16.50	16.50	0.00
		LE IV-E WAIVER							
FT	469	SENIOR PROBATION OFFICER	1.00	1.00	0.00	1.00	1.00	1.00	0.00
FT	473	PROBATION OFFICER I/II	1.00	1.00	0.00	1.00	1.00	1.00	0.00
		FUNDED POSITIONS	2.00	2.00	0.00	2.00	2.00	2.00	0.00
		POSITIONS FROZEN INDEFINITELY							
		TOTAL POSITIONS ALLOCATED	2.00	2.00	0.00	2.00	2.00	2.00	0.00
		ERIFF - COURT SECURITY							
FT	416	DEPUTY SHERIFF I/II	11.00	11.00	0.00	11.00	0.00	0.00	-11.00
		FUNDED POSITIONS	11.00	11.00	0.00	11.00	0.00	0.00	-11.00
FØ	416	DEPUTY SHERIFF I/II	1.00	1.00	0.00	1.00	0.00	0.00	-1.00
		POSITIONS FROZEN INDEFINITELY	1.00	1.00	0.00	1.00	0.00	0.00	-1.00
		TOTAL POSITIONS ALLOCATED	12.00	12.00	0.00	12.00	0.00	0.00	-12.00
		RICULTURE COMMISSIONER/SEALER OF WEIGHTS & MEASURES							
FT	167	EXECUTIVE SECRETARY (MC)	1.00	1.00	0.00	1.00	1.00	1.00	0.00
FT	648	AGRI/WGTS & MSRS INSPECTOR I/II/SR	5.00	5.00	0.00	5.00	5.00	5.00	0.00
FT	686	SUPERVISING AG/WGTS & MSRS INSPECTOR	1.00	1.00	0.00	1.00	1.00	1.00	0.00
FT	824	AGRI. COMM./SEALER WGHTS & MEASURES	1.00	1.00	0.00	1.00	1.00	1.00	0.00
		FUNDED POSITIONS	8.00	8.00	0.00	8.00	8.00	8.00	0.00
		POSITIONS FROZEN INDEFINITELY							
		TOTAL POSITIONS ALLOCATED	8.00	8.00	0.00	8.00	8.00	8.00	0.00
		ILDING INSPECTOR							
FT	308	BUILDING INSPECTOR I/II	3.00	3.00	2.00	5.00	5.00	5.00	0.00
FT	325	PERMIT SPECIALIST I/II	3.00	3.00	0.00	3.00	3.00	3.00	0.00
FT	326	SR. PERMIT SPECIALIST	1.00	1.00	0.00	1.00	1.00	1.00	0.00
FT	327	PLAN CHECKER I/II	2.00	2.00	0.00	2.00	2.00	2.00	0.00
FT	332	SENIOR BUILDING INSPECTOR	1.00	2.00	0.00	2.00	2.00	2.00	0.00
FT	336	PERMIT SUPERVISOR	1.00	1.00	0.00	1.00	1.00	1.00	0.00
FT	340	SENIOR BUILDING INSPECTOR (37.5 HR)	1.00	0.00	0.00	0.00	0.00	0.00	0.00

T			FY 2017-18	FISCAL YEAR 2018-19			FISCAL YEAR 2019-20		
			YEAR-END	BOARD	MID-YEAR	YEAR-END	DEPT.	CAO	Δ FROM
TYPE		CLASSIFICATION NO./TITLE	AUTHORIZED	ADOPTED	ADJUSTED	AUTHORIZED	REQUEST	RECOMMENDED	FY2018-19
FT	763	DEPT INFO SYSTEM ANALYST (37.5 HR)	1.00	0.00	0.00	0.00	0.00	0.00	0.00
FT	838	CHIEF BUILDING OFFICIAL	1.00	1.00	0.00	1.00	1.00	1.00	0.00
		FUNDED POSITIONS	14.00	13.00	2.00	15.00	15.00	15.00	0.00
		POSITIONS FROZEN INDEFINITELY							
TOTAL POSITIONS ALLOCATED			14.00	13.00	2.00	15.00	15.00	15.00	0.00
NNABIS PLANNING									
FT	179	OFFICE ASSISTANT I/II	1.00	0.00	2.00	2.00	2.00	2.00	0.00
FT	333	PLANNER I/II	3.00	3.00	6.00	9.00	9.00	9.00	0.00
FT	334	PLANNING TECHNICIAN I/II	0.00	0.00	2.00	2.00	2.00	2.00	0.00
FT	626	ADMINISTRATIVE ANALYST I/II	1.00	1.00	2.00	3.00	3.00	3.00	0.00
FT	630	SENIOR PLANNER (37.5 HR)	1.00	0.00	0.00	0.00	0.00	0.00	0.00
FT	660	SENIOR PLANNER	1.00	2.00	-1.00	1.00	1.00	1.00	0.00
FT	681	SUPERVISING PLANNER	0.00	0.00	1.00	1.00	1.00	1.00	0.00
		FUNDED POSITIONS	7.00	6.00	12.00	18.00	18.00	18.00	0.00
		POSITIONS FROZEN INDEFINITELY							
TOTAL POSITIONS ALLOCATED			7.00	6.00	12.00	18.00	18.00	18.00	0.00
DE ENFORCEMENT									
FT	178	LEGAL OFFICE ASSISTANT I/II	0.00	1.50	0.50	2.00	2.00	2.00	0.00
FT	343	CODE COMPLIANCE OFFICER I/II	0.00	3.00	2.00	5.00	5.00	5.00	0.00
FT	413	INVESTIGATOR-CODE ENFORCEMENT	0.00	3.00	0.00	3.00	3.00	3.00	0.00
FT	626	ADMINISTRATIVE ANALYST I/II	0.00	1.00	0.00	1.00	1.00	1.00	0.00
FT	663	CODE ENFORCEMENT MANAGER	0.00	0.00	1.00	1.00	1.00	1.00	0.00
		FUNDED POSITIONS	0.00	8.50	3.50	12.00	12.00	12.00	0.00
		POSITIONS FROZEN INDEFINITELY							
TOTAL POSITIONS ALLOCATED			0.00	8.50	3.50	12.00	12.00	12.00	0.00
CORDER									
FT	100	RECORDER - COUNTY CLERK	1.00	1.00	0.00	1.00	1.00	1.00	0.00
FT	154	SR. MICROFILM TECHNICIAN	1.00	1.00	0.00	1.00	1.00	1.00	0.00
FT	155	RECORDABLE DOCUMENTS EXMNR I/II (37.5 HR)	5.00	5.00	0.00	5.00	4.00	4.00	-1.00
FT	158	SR RECORDABLE DOCUMENTS EXMNR (37.5)	0.00	0.00	0.00	0.00	1.00	1.00	1.00
FT	177	FISCAL ASSISTANT I/II	0.00	1.00	0.00	1.00	1.00	1.00	0.00
FT	185	FISCAL OFFICER	1.00	1.00	0.00	1.00	1.00	1.00	0.00
FT	344	MANAGER-CLERK/RECORDER'S OFFICE	1.00	1.00	0.00	1.00	1.00	1.00	0.00
		FUNDED POSITIONS	9.00	10.00	0.00	10.00	10.00	10.00	0.00
FØ	158	SR. RECORDABLE DOCUMENTS EXMNR (37.5 HR)	2.00	0.00	0.00	0.00	0.00	0.00	0.00
CORDER									
FØ	180	OFFICE ASSISTANT I/II (37.5 HR)	1.00	0.00	0.00	0.00	0.00	0.00	0.00
		POSITIONS FROZEN INDEFINITELY	3.00	0.00	0.00	0.00	0.00	0.00	0.00
TOTAL POSITIONS ALLOCATED			12.00	10.00	0.00	10.00	10.00	10.00	0.00
ERIFF-CORONER/PUBLIC ADMINISTRATOR									
FT	178	LEGAL OFFICE ASSISTANT I/II	1.00	1.00	0.00	1.00	0.00	0.00	-1.00
FT	406	SHERIFF'S LIEUTENANT	1.00	0.00	0.00	0.00	0.00	0.00	0.00
FT	445	DEPUTY CORONER-PUBLIC ADMIN	2.00	2.00	0.00	2.00	0.00	0.00	-2.00

T			FY 2017-18	FISCAL YEAR 2018-19			FISCAL YEAR 2019-20		
TYPE	CLASSIFICATION NO./TITLE		YEAR-END AUTHORIZED	BOARD ADOPTED	MID-YEAR ADJUSTED	YEAR-END AUTHORIZED	DEPT. REQUEST	CAO RECOMMENDED	Δ FROM FY2018-19
FT	414	SHERIFF'S SERGEANT	0.00	1.00	0.00	1.00	0.00	0.00	-1.00
FT	416	DEPUTY SHERIFF I/II	2.00	1.00	0.00	1.00	0.00	0.00	-1.00
		FUNDED POSITIONS	6.00	5.00	0.00	5.00	0.00	0.00	-5.00
		POSITIONS FROZEN INDEFINITELY							
		TOTAL POSITIONS ALLOCATED	6.00	5.00	0.00	5.00	0.00	0.00	-5.00
		BLIC GUARDIAN-CONSERVATOR							
FT	177	FISCAL ASSISTANT I/II	1.00	1.00	0.00	1.00	1.00	1.00	0.00
FT	179	OFFICE ASSISTANT I/II	1.00	1.00	0.00	1.00	1.00	1.00	0.00
FT	643	ACCOUNTANT/AUDITOR CONTROLLER	1.00	1.00	0.00	1.00	1.00	1.00	0.00
FT	677	ASSISTANT PUBLIC GUARDIAN	1.00	1.00	0.00	1.00	1.00	1.00	0.00
FT	670	DEPUTY PUBLIC GUARDIAN-CONSERVATOR I/II/III	3.00	3.00	0.00	3.00	3.00	3.00	0.00
FT	742	VOCATIONAL TRAINEE/ASSISTANT	1.00	1.00	0.00	1.00	1.00	1.00	0.00
FT	842	PUBLIC GUARDIAN	1.00	1.00	0.00	1.00	1.00	1.00	0.00
		FUNDED POSITIONS	9.00	9.00	0.00	9.00	9.00	9.00	0.00
		POSITIONS FROZEN INDEFINITELY							
		TOTAL POSITIONS ALLOCATED	9.00	9.00	0.00	9.00	9.00	9.00	0.00
		FICE OF EMERGENCY SERVICES							
FT	193	EMERGENCY SERVICES MANAGER	1.00	1.00	0.00	1.00	1.00	1.00	0.00
FT	135	SENIOR OFFICE ASSISTANT (40 HRS)	0.00	1.00	0.00	1.00	1.00	1.00	0.00
FT	1425	PROGRAM COORDINATOR	0.00	0.00	0.00	0.00	1.00	1.00	1.00
		FUNDED POSITIONS	1.00	2.00	0.00	2.00	3.00	3.00	1.00
		POSITIONS FROZEN INDEFINITELY							
		TOTAL POSITIONS ALLOCATED	1.00	2.00	0.00	2.00	3.00	3.00	1.00
		ONOMIC DEVELOPMENT							
FT	626	ADMINISTRATIVE ANALYST I/II	1.00	1.00	0.00	1.00	1.00	1.00	0.00
FT	638	ECONOMIC DEVELOPMENT COORDINATOR	1.00	1.00	0.00	1.00	2.00	2.00	1.00
FT	640	ECONOMIC DEVELOPMENT SPECIALIST	2.00	2.00	0.00	2.00	2.00	2.00	0.00
FT	662	ECONOMIC DEVELOPMENT DIRECTOR	0.00	1.00	0.00	1.00	1.00	1.00	0.00
		FUNDED POSITIONS	4.00	5.00	0.00	5.00	6.00	6.00	1.00
FØ	640	ECONOMIC DEVELOPMENT SPECIALIST	1.00	0.00	0.00	0.00	0.00	0.00	0.00
		POSITIONS FROZEN INDEFINITELY	1.00	0.00	0.00	0.00	0.00	0.00	0.00
		TOTAL POSITIONS ALLOCATED	5.00	5.00	0.00	5.00	6.00	6.00	1.00
		RRENT PLANNING							
FT	135	SENIOR OFFICE ASSISTANT	1.00	1.00	0.00	1.00	1.00	1.00	0.00
FT	177	FISCAL ASSISTANT I/II	0.00	1.00	0.00	1.00	1.00	1.00	0.00
FT	178	LEGAL OFFICE ASSISTANT I/II	1.00	0.00	0.00	0.00	0.00	0.00	0.00
FT	179	OFFICE ASSISTANT I/II	0.00	1.00	0.00	1.00	1.00	1.00	0.00
FT	315	DEPUTY PLANNING DIRECTOR	1.00	1.00	0.00	1.00	1.00	1.00	0.00
FT	333	PLANNER I/II	2.00	5.00	3.00	8.00	8.00	8.00	0.00
FT	334	PLANNING TECHNICIAN I/II	2.00	2.00	0.00	2.00	2.00	2.00	0.00
FT	339	GEOGRAPHIC INFO SYSTEMS ANALYST	0.00	1.00	0.00	1.00	1.00	1.00	0.00
FT	343	CODE COMPLIANCE OFFICER I/II	2.00	0.00	0.00	0.00	0.00	0.00	0.00

T			FY 2017-18	FISCAL YEAR 2018-19			FISCAL YEAR 2019-20		
TYPE	CLASSIFICATION NO./TITLE		YEAR-END AUTHORIZED	BOARD ADOPTED	MID-YEAR ADJUSTED	YEAR-END AUTHORIZED	DEPT. REQUEST	CAO RECOMMENDED	Δ FROM FY2018-19
FT	413	INVESTIGATOR-CODE ENFORCEMENT	3.00	0.00	0.00	0.00	0.00	0.00	0.00
FT	605	ADMINISTRATIVE ANALYST I/II (M&C)	0.00	0.00	1.00	1.00	1.00	1.00	0.00
FT	608	BUSINESS MANAGER	1.00	1.00	-1.00	0.00	0.00	0.00	0.00
FT	626	ADMINISTRATIVE ANALYST I/II	2.00	1.00	0.00	1.00	1.00	1.00	0.00
FT	630	SENIOR PLANNER (37.5 HR)	4.00	4.00	-2.00	2.00	2.00	2.00	0.00
FT	631	PLANNER I/II (37.5 HR)	3.00	0.00	0.00	0.00	0.00	0.00	0.00
FT	660	SENIOR PLANNER	1.00	1.00	2.00	3.00	3.00	3.00	0.00
FT	681	SUPERVISING PLANNER	1.00	1.00	0.00	1.00	1.00	1.00	0.00
FT	762	DEPT INFORMATION SYSTEMS ANALYST	0.00	2.00	0.00	2.00	2.00	2.00	0.00
FT	775	ADMINISTRATIVE SERVICES MANAGER	0.00	1.00	0.00	1.00	1.00	1.00	0.00
FT	832	DIRECTOR OF PLANNING & BUILDING	1.00	1.00	0.00	1.00	1.00	1.00	0.00
		FUNDED POSITIONS	25.00	24.00	3.00	27.00	27.00	27.00	0.00
		POSITIONS FROZEN INDEFINITELY							
TOTAL POSITIONS ALLOCATED			25.00	24.00	3.00	27.00	27.00	27.00	0.00
IMAL CONTROL									
FT	135	SENIOR OFFICE ASSISTANT	1.00	1.00	0.00	1.00	1.00	1.00	0.00
FT	179	OFFICE ASSISTANT I/II	2.00	2.00	0.00	2.00	2.00	2.00	0.00
FT	440	ANIMAL SHELTER & CARE ATTENDANT I/II	4.00	4.00	0.00	4.00	4.00	4.00	0.00
FT	448	SENIOR ANIMAL CONTROL OFFICER	1.00	1.00	0.00	1.00	1.00	1.00	0.00
FT	1428	ANIMAL CONTROL OFFICER	2.00	2.00	0.00	2.00	3.00	3.00	1.00
FT	439	ANIMAL CONTROL AND FACILITIES MANAGER	0.00	0.00	0.00	0.00	1.00	1.00	1.00
		FUNDED POSITIONS	10.00	10.00	0.00	10.00	12.00	12.00	2.00
FØ	135	SENIOR OFFICE ASSISTANT	1.00	1.00	0.00	1.00	0.00	0.00	-1.00
FØ	416	DEPUTY SHERIFF I/II	1.00	1.00	0.00	1.00	0.00	0.00	-1.00
		POSITIONS FROZEN INDEFINITELY	2.00	2.00	0.00	2.00	0.00	0.00	-2.00
TOTAL POSITIONS ALLOCATED			12.00	12.00	0.00	12.00	12.00	12.00	0.00
VANCED PLANNING									
FT	333	PLANNER I/II	0.00	0.00	1.00	1.00	2.00	2.00	1.00
FT	339	GEOGRAPHIC INFO SYSTEMS ANALYST	1.00	0.00	0.00	0.00	0.00	0.00	0.00
FT	630	SENIOR PLANNER (37.5 HR)	1.00	1.00	0.00	1.00	1.00	1.00	0.00
FT	647	HOUSING AND COMMUNITY PROGRAMS SPECIALIST	1.00	1.00	-1.00	0.00	0.00	0.00	0.00
FT	660	SENIOR PLANNER	1.00	2.00	0.00	2.00	2.00	2.00	0.00
FT	681	SUPERVISING PLANNER	1.00	1.00	0.00	1.00	1.00	1.00	0.00
FT	775	ADMINISTRATIVE SERVICES MANAGER	1.00	0.00	0.00	0.00	0.00	0.00	0.00
VANCED PLANNING									
FT	1425	PROGRAM COORDINATOR	0.00	0.00	1.00	1.00	1.00	1.00	0.00
		FUNDED POSITIONS	6.00	5.00	1.00	6.00	7.00	7.00	1.00
		POSITIONS FROZEN INDEFINITELY							
TOTAL POSITIONS ALLOCATED			6.00	5.00	1.00	6.00	7.00	7.00	1.00
ADWATERS									
		FUNDED POSITIONS							
FØ	638	ECONOMIC DEVELOPMENT COORDINATOR	1.00	0.00	0.00	0.00	0.00	0.00	0.00
		POSITIONS FROZEN INDEFINITELY	1.00	0.00	0.00	0.00	0.00	0.00	0.00
TOTAL POSITIONS ALLOCATED			1.00	0.00	0.00	0.00	0.00	0.00	0.00

T			FY 2017-18	FISCAL YEAR 2018-19			FISCAL YEAR 2019-20		
TYPE	CLASSIFICATION NO./TITLE		YEAR-END AUTHORIZED	BOARD ADOPTED	MID-YEAR ADJUSTED	YEAR-END AUTHORIZED	DEPT. REQUEST	CAO RECOMMENDED	Δ FROM FY2018-19
TURAL RESOURCES PLANNING									
FT	208	ENVIRONMENTAL ANALYST	2.00	2.00	0.00	2.00	2.00	2.00	0.00
FT	520	SENIOR ENVIRONMENTAL ANALYST	1.00	1.00	0.00	1.00	1.00	1.00	0.00
FT	660	SENIOR PLANNER	1.00	1.00	0.00	1.00	1.00	1.00	0.00
		FUNDED POSITIONS	4.00	4.00	0.00	4.00	4.00	4.00	0.00
		POSITIONS FROZEN INDEFINITELY							
TOTAL POSITIONS ALLOCATED			4.00	4.00	0.00	4.00	4.00	4.00	0.00
TIM WITNESS UNSERVED/UNDERSERVED ADVOCACY									
FT	689	VICTIM WITNESS PROGRAM SPECIALIST	1.50	1.50	0.00	2.00	2.00	2.00	0.00
		FUNDED POSITIONS	1.50	1.50	0.00	2.00	2.00	2.00	0.00
		POSITIONS FROZEN INDEFINITELY							
TOTAL POSITIONS ALLOCATED			1.50	1.50	0.00	2.00	2.00	2.00	0.00
BLIC DEFENDER MEASURE Z									
FT	449	INVESTIGATOR (PUBLIC DEFENDER)	1.00	1.00	0.00	1.00	1.00	1.00	0.00
FT	604	DEPUTY PUBLIC DEFENDER I/II/III/IV	1.00	1.00	0.00	1.00	1.00	1.00	0.00
		FUNDED POSITIONS	2.00	2.00	0.00	2.00	2.00	2.00	0.00
		POSITIONS FROZEN INDEFINITELY							
TOTAL POSITIONS ALLOCATED			2.00	2.00	0.00	2.00	2.00	2.00	0.00
PT. HEALTH AND HUMAN SERVICES MEASURE Z									
FT	491	SUBSTANCE ABUSE COUNSELOR I/II	2.00	2.00	0.00	2.00	2.00	2.00	0.00
FT	511	COMMUNITY HEALTH OUTREACH WORKER I/II	1.00	1.00	0.00	1.00	1.00	1.00	0.00
FT	907	MENTAL HEALTH CASE MANAGER I/II	2.00	2.00	0.00	2.00	2.00	2.00	0.00
FT	909	MENTAL HEALTH CLINICIAN I/II	2.00	2.00	0.00	2.00	2.00	2.00	0.00
FT	1425	PROGRAM COORDINATOR	1.00	1.00	0.00	1.00	1.00	1.00	0.00
		FUNDED POSITIONS	8.00	8.00	0.00	8.00	8.00	8.00	0.00
		POSITIONS FROZEN INDEFINITELY							
TOTAL POSITIONS ALLOCATED			8.00	8.00	0.00	8.00	8.00	8.00	0.00
BLIC SAFETY REALIGNMENT									
FT	168	SENIOR LEGAL OFFICE ASSISTANT	1.00	1.00	0.00	1.00	1.00	1.00	0.00
FT	469	SENIOR PROBATION OFFICER	2.00	2.00	0.00	2.00	2.00	2.00	0.00
BLIC SAFETY REALIGNMENT									
FT	470	SUPERVISING PROBATION OFFICER	1.00	1.00	0.00	1.00	1.00	1.00	0.00
FT	473	PROBATION OFFICER I/II	8.00	8.00	0.00	8.00	8.00	8.00	0.00
FT	626	ADMINISTRATIVE ANALYST I/II	1.00	1.00	0.00	1.00	1.00	1.00	0.00
		FUNDED POSITIONS	13.00	13.00	0.00	13.00	13.00	13.00	0.00
FØ	168	SENIOR LEGAL OFFICE ASSISTANT	1.00	0.00	0.00	0.00	0.00	0.00	0.00
		POSITIONS FROZEN INDEFINITELY	1.00	0.00	0.00	0.00	0.00	0.00	0.00
TOTAL POSITIONS ALLOCATED			14.00	13.00	0.00	13.00	13.00	13.00	0.00
STRICT ATTORNEY MEASURE Z									
FT	153	LEGAL OFFICE ASSISTANT I/II (37.5 HR)	1.00	1.00	0.00	1.00	1.00	1.00	0.00
FT	168	SENIOR LEGAL OFFICE ASSISTANT	1.00	1.00	0.00	1.00	1.00	1.00	0.00

T			FY 2017-18	FISCAL YEAR 2018-19			FISCAL YEAR 2019-20		
			YEAR-END	BOARD	MID-YEAR	YEAR-END	DEPT.	CAO	Δ FROM
TYPE		CLASSIFICATION NO./TITLE	AUTHORIZED	ADOPTED	ADJUSTED	AUTHORIZED	REQUEST	RECOMMENDED	FY2018-19
FT	626	ADMINISTRATIVE ANALYST I/II	0.00	0.00	0.00	0.00	2.00	0.00	0.00
FT	178	LEGAL SECRETARY I/II	0.00	0.00	0.00	0.00	1.00	0.00	0.00
FT	178	LEGAL OFFICE ASSISTANT I/II	2.00	2.00	0.00	2.00	2.00	2.00	0.00
FT	179	OFFICE ASSISTANT I/II	1.00	1.00	0.00	1.00	1.00	1.00	0.00
FT	412	INVESTIGATOR (DISTRICT ATTORNEY)	3.00	3.00	0.00	3.00	3.00	3.00	0.00
FT	425	PROGRAM COORDINATOR (MC)	1.00	1.00	0.00	1.00	1.00	1.00	0.00
FT	602	DEPUTY DISTRICT ATTY. I/II/III/IV	3.00	3.00	0.00	3.00	4.00	3.00	0.00
		FUNDED POSITIONS	12.00	12.00	0.00	12.00	16.00	12.00	0.00
		POSITIONS FROZEN INDEFINITELY							
		TOTAL POSITIONS ALLOCATED	12.00	12.00	0.00	12.00	16.00	12.00	0.00
		OBATION MEASURE Z							
FT	473	PROBATION OFFICER I/II	6.00	6.00	0.00	6.00	6.00	6.00	0.00
		FUNDED POSITIONS	6.00	6.00	0.00	6.00	6.00	6.00	0.00
		POSITIONS FROZEN INDEFINITELY							
		TOTAL POSITIONS ALLOCATED	6.00	6.00	0.00	6.00	6.00	6.00	0.00
		ERIFF MEASURE Z							
FT	128	EMERGENCY COMM DISPATCHER	1.00	1.00	0.00	1.00	1.00	1.00	0.00
FT	168	SR LEGAL OFFICE ASSISTANT	1.00	1.00	-1.00	0.00	0.00	0.00	0.00
FT	295	SHERIFF'S PUBLIC INFORMATION SPECIALIST	1.00	1.00	0.00	1.00	0.00	0.00	-1.00
FT	402	SHERIFF'S CAPTAIN	1.00	1.00	0.00	1.00	1.00	1.00	0.00
FT	414	SHERIFF'S SERGEANT	3.00	4.00	0.00	4.00	4.00	4.00	0.00
FT	415	COMMUNITY SERVICES OFFICER 40 HR	5.00	5.00	0.00	5.00	5.00	5.00	0.00
FT	416	DEPUTY SHERIFF I/II	14.00	15.00	0.00	15.00	29.00	29.00	14.00
FT	419	CORRECTIONAL LIEUTENANT	1.00	1.00	0.00	1.00	0.00	0.00	-1.00
FT	420	SUPERVISING CORRECTIONAL DEPUTY	1.00	1.00	0.00	1.00	0.00	0.00	-1.00
FT	424	CORRECTIONAL DEPUTY I/II	7.00	7.00	0.00	7.00	0.00	0.00	-7.00
FT	439	ANIMAL CONTROL AND FACILITIES MANAGER	1.00	1.00	0.00	1.00	0.00	0.00	-1.00
FT	626	ADMINISTRATIVE ANALYST I/II 40 HR	1.00	1.00	0.00	1.00	0.00	0.00	-1.00
FT	1425	PROGRAM COORDINATOR	0.00	0.00	1.00	1.00	0.00	0.00	-1.00
FT	1428	ANIMAL CONTROL OFFICER	1.00	1.00	0.00	1.00	0.00	0.00	-1.00
		FUNDED POSITIONS	38.00	40.00	0.00	40.00	40.00	40.00	0.00
		POSITIONS FROZEN INDEFINITELY							
		TOTAL POSITIONS ALLOCATED	38.00	40.00	0.00	40.00	40.00	40.00	0.00
		DE ENFORCEMENT MEASURE Z							
FT	178	LEGAL OFFICE ASSISTANT I/II	0.50	0.00	0.00	0.00	0.00	0.00	0.00
FT	343	CODE COMPLIANCE OFFICER I/II	1.00	0.00	0.00	0.00	0.00	0.00	0.00
		FUNDED POSITIONS	1.50	0.00	0.00	0.00	0.00	0.00	0.00
		POSITIONS FROZEN INDEFINITELY							
		TOTAL POSITIONS ALLOCATED	1.50	0.00	0.00	0.00	0.00	0.00	0.00
		DITOR MEASURE Z							
FT	223	AUDITOR-CONTROLLER PAYROLL SPECIALIST I/II	0.50	0.50	-0.50	0.00	0.00	0.00	0.00
		FUNDED POSITIONS	0.50	0.50	-0.50	0.00	0.00	0.00	0.00
		POSITIONS FROZEN INDEFINITELY							
		TOTAL POSITIONS ALLOCATED	0.50	0.50	-0.50	0.00	0.00	0.00	0.00

T			FY 2017-18	FISCAL YEAR 2018-19			FISCAL YEAR 2019-20		
TYPE	CLASSIFICATION NO./TITLE		YEAR-END AUTHORIZED	BOARD ADOPTED	MID-YEAR ADJUSTED	YEAR-END AUTHORIZED	DEPT. REQUEST	CAO RECOMMENDED	Δ FROM FY2018-19
)ADS - ADMINISTRATION									
FT	124	SENIOR FISCAL ASSISTANT	2.00	2.00	0.00	2.00	2.00	2.00	0.00
FT	167	EXECUTIVE SECRETARY (MC)	1.00	1.00	0.00	1.00	1.00	1.00	0.00
FT	177	FISCAL ASSISTANT I/II	3.00	3.00	0.00	3.00	3.00	3.00	0.00
FT	179	OFFICE ASSISTANT I/II	1.00	1.00	0.00	1.00	1.00	1.00	0.00
FT	301	DEPUTY PUB. WORKS DIR.-GENL. SERV.	1.00	1.00	0.00	1.00	1.00	1.00	0.00
FT	608	BUSINESS MANAGER	1.00	1.00	0.00	1.00	1.00	1.00	0.00
FT	806	PUBLIC WORKS DIRECTOR	1.00	1.00	0.00	1.00	1.00	1.00	0.00
		FUNDED POSITIONS	10.00	10.00	0.00	10.00	10.00	10.00	0.00
		POSITIONS FROZEN INDEFINITELY							
TOTAL POSITIONS ALLOCATED			10.00	10.00	0.00	10.00	10.00	10.00	0.00
)ADS - ENGINEERING									
FT	300	DEPUTY PUBLIC WORKS DIRECTOR	1.00	1.00	0.00	1.00	1.00	1.00	0.00
FT	302	ASSOCIATE ENGINEER	1.00	1.00	0.00	1.00	1.00	1.00	0.00
FT	304	ASSOCIATE CIVIL ENGINEER	3.00	3.00	-1.00	2.00	2.00	2.00	0.00
FT	306	ASSISTANT ENGINEER I/II	4.00	4.00	0.00	4.00	4.00	4.00	0.00
FT	312	MATERIALS TESTING TECHNICIAN I/II	1.00	1.00	0.00	1.00	1.00	1.00	0.00
FT	313	SENIOR ENGINEERING TECHNICIAN	1.00	1.00	0.00	1.00	0.00	0.00	-1.00
FT	322	ENGINEERING TECHNICIAN I/II	0.00	0.00	2.00	2.00	2.00	2.00	0.00
FT	342	ASST. MATERIALS TESTING ENGINEER	1.00	1.00	0.00	1.00	1.00	1.00	0.00
		FUNDED POSITIONS	12.00	12.00	1.00	13.00	12.00	12.00	-1.00
FØ	313	SENIOR ENGINEERING TECHNICIAN	1.00	1.00	0.00	0.00	0.00	0.00	0.00
		POSITIONS FROZEN INDEFINITELY	1.00	1.00	0.00	0.00	0.00	0.00	0.00
TOTAL POSITIONS ALLOCATED			13.00	13.00	1.00	13.00	12.00	12.00	-1.00
ADS - REAL PROPERTY									
FT	207	COUNTY SURVEYOR	1.00	1.00	0.00	1.00	1.00	1.00	0.00
FT	322	ENGINEERING TECHNICIAN I/II	2.00	2.00	0.00	2.00	2.00	2.00	0.00
FT	329	SURVEY PARTY CHIEF	2.00	2.00	0.00	2.00	2.00	2.00	0.00
FT	629	SR. REAL PROPERTY AGENT	1.00	1.00	0.00	1.00	1.00	1.00	0.00
FT	636	REAL PROPERTY AGENT I/II	1.00	1.00	0.00	1.00	1.00	1.00	0.00
		FUNDED POSITIONS	7.00	7.00	0.00	7.00	7.00	7.00	0.00
ADS - REAL PROPERTY									
FØ	322	ENGINEERING TECHNICIAN I/II	2.00	2.00	0.00	2.00	0.00	0.00	-2.00
		POSITIONS FROZEN INDEFINITELY	2.00	2.00	0.00	2.00	0.00	0.00	-2.00
TOTAL POSITIONS ALLOCATED			9.00	9.00	0.00	9.00	7.00	7.00	-2.00
)ADS - MAINTENANCE									
FT	129	PUBLIC WORKS DISPATCHER	1.00	1.00	0.00	1.00	1.00	1.00	0.00
FT	201	ROAD SUPERINTENDENT	3.00	2.00	0.00	2.00	2.00	2.00	0.00
FT	204	ROAD MAINTENANCE SUPERVISOR	6.00	7.00	0.00	7.00	7.00	7.00	0.00
FT	205	BRIDGE CREW SUPERVISOR	1.00	1.00	0.00	1.00	1.00	1.00	0.00
FT	210	ROADS DIVISION MANAGER	1.00	1.00	0.00	1.00	1.00	1.00	0.00
FT	215	TRAFFIC CONTROL CREW SUPERVISOR	1.00	1.00	0.00	1.00	1.00	1.00	0.00
FT	216	SENIOR ROAD MAINTENANCE WORKER	1.00	1.00	0.00	1.00	1.00	1.00	0.00

T			FY 2017-18	FISCAL YEAR 2018-19			FISCAL YEAR 2019-20		
TYPE	CLASSIFICATION NO./TITLE		YEAR-END AUTHORIZED	BOARD ADOPTED	MID-YEAR ADJUSTED	YEAR-END AUTHORIZED	DEPT. REQUEST	CAO RECOMMENDED	Δ FROM FY2018-19
FT	220	TRAFFIC CONTROL MAINTENANCE WORKER	4.00	4.00	0.00	4.00	4.00	4.00	0.00
FT	229	BRIDGE MAINTENANCE WORKER	2.00	2.00	0.00	2.00	2.00	2.00	0.00
FT	230	ROAD MAINTENANCE WORKER III	17.00	17.00	0.00	17.00	22.00	22.00	5.00
FT	238	ROAD MAINTENANCE WORKER I/II	21.00	21.00	0.00	21.00	26.00	26.00	5.00
FT	300	DEPUTY PUBLIC WORKS DIRECTOR	1.00	0.00	0.00	0.00	0.00	0.00	0.00
FT	313	SENIOR ENGINEERING TECHNICIAN	1.00	1.00	0.00	1.00	1.00	1.00	0.00
FT	431	BOAT OPERATOR I/II	2.00	2.00	0.00	2.00	2.00	2.00	0.00
FT	441	SENIOR BOAT OPERATOR	1.00	1.00	0.00	1.00	1.00	1.00	0.00
		FUNDED POSITIONS	63.00	62.00	0.00	62.00	72.00	72.00	10.00
FØ	204	ROAD MAINTENANCE SUPERVISOR	1.00	1.00	0.00	1.00	0.00	0.00	-1.00
FØ	229	BRIDGE MAINTENANCE WORKER	1.00	1.00	0.00	1.00	0.00	0.00	-1.00
FØ	230	ROAD MAINTENANCE WORKER III	7.00	7.00	0.00	7.00	0.00	0.00	-7.00
FØ	238	ROAD MAINTENANCE WORKER I/II	13.00	13.00	0.00	13.00	0.00	0.00	-13.00
FØ	427	CORRECTIONAL WORK CREW LEADER	1.00	1.00	0.00	1.00	0.00	0.00	-1.00
		POSITIONS FROZEN INDEFINITELY	23.00	23.00	0.00	23.00	0.00	0.00	-23.00
TOTAL POSITIONS ALLOCATED			86.00	85.00	0.00	85.00	72.00	72.00	-13.00
AVY EQUIPMENT MAINTENANCE									
FT	202	EQUIPMENT SUPERINTENDENT	1.00	1.00	0.00	1.00	1.00	1.00	0.00
FT	213	SENIOR EQUIPMENT MECHANIC	1.00	1.00	0.00	1.00	1.00	1.00	0.00
FT	224	EQUIPMENT MECHANIC I/II	5.00	5.00	0.00	5.00	5.00	5.00	0.00
FT	235	FABRICATOR - MECHANIC	1.00	1.00	0.00	1.00	1.00	1.00	0.00
FT	236	TIRE REPAIR SPECIALIST	1.00	1.00	0.00	1.00	1.00	1.00	0.00
FT	248	SENIOR PARTS STOREKEEPER	1.00	1.00	0.00	1.00	1.00	1.00	0.00
FT	249	PARTS STOREKEEPER	1.00	1.00	0.00	1.00	1.00	1.00	0.00
		FUNDED POSITIONS	11.00	11.00	0.00	11.00	11.00	11.00	0.00
		POSITIONS FROZEN INDEFINITELY							
TOTAL POSITIONS ALLOCATED			11.00	11.00	0.00	11.00	11.00	11.00	0.00
)ADS - NATURAL RESOURCES									
FT	208	ENVIRONMENTAL ANALYST	1.00	1.00	0.00	1.00	1.00	1.00	0.00
FT	307	DEPUTY PUBLIC WORKS DIR-GENERAL SVS	1.00	1.00	0.00	1.00	1.00	1.00	0.00
FT	341	ENVIRONMENTAL PERMITTING AND COMPLIANCE MANAGER	1.00	1.00	0.00	1.00	1.00	1.00	0.00
)ADS - NATURAL RESOURCES									
FT	520	SENIOR ENVIRONMENTAL ANALYST	0.00	0.00	0.00	0.00	1.00	1.00	1.00
		FUNDED POSITIONS	3.00	3.00	0.00	3.00	4.00	4.00	1.00
		POSITIONS FROZEN INDEFINITELY							
TOTAL POSITIONS ALLOCATED			3.00	3.00	0.00	3.00	4.00	4.00	1.00
)TOR POOL									
FT	177	FISCAL ASSISTANT I/II	0.00	0.00	1.00	1.00	1.00	1.00	0.00
FT	209	SENIOR AUTOMOTIVE SERVICE TECHNICIAN	1.00	1.00	0.00	1.00	1.00	1.00	0.00
FT	218	SENIOR AUTOMOTIVE MECHANIC	1.00	1.00	0.00	1.00	1.00	1.00	0.00
FT	228	AUTOMOTIVE MECHANIC I/II	4.00	4.00	0.00	4.00	4.00	4.00	0.00
FT	246	AUTOMOTIVE SERVICE TECHNICIAN	2.00	2.00	0.00	2.00	2.00	2.00	0.00
		FUNDED POSITIONS	8.00	8.00	1.00	9.00	9.00	9.00	0.00
		POSITIONS FROZEN INDEFINITELY							

T			FY 2017-18	FISCAL YEAR 2018-19			FISCAL YEAR 2019-20		
			YEAR-END	BOARD	MID-YEAR	YEAR-END	DEPT.	CAO	Δ FROM
TYPE	CLASSIFICATION NO./TITLE		AUTHORIZED	ADOPTED	ADJUSTED	AUTHORIZED	REQUEST	RECOMMENDED	FY2018-19
TOTAL POSITIONS ALLOCATED			8.00	8.00	1.00	9.00	9.00	9.00	0.00
-RISK MANAGEMENT									
FT	651	ASSISTANT DIRECTOR OF HUMAN RESOURCES	1.00	1.00	0.00	1.00	1.00	1.00	0.00
FT	697	HUMAN RESOURCES ANALYST - RISK I/II	2.00	2.00	0.00	2.00	2.00	2.00	0.00
FT	700	RISK MANAGER	1.00	1.00	0.00	1.00	1.00	1.00	0.00
FT	776	ADMINSTRATIVE SERVICES OFFICER	1.00	1.00	0.00	1.00	1.00	1.00	0.00
FT	822	DIRECTOR OF HUMAN RESOURCES	1.00	1.00	0.00	1.00	1.00	1.00	0.00
	FUNDED POSITIONS		6.00	6.00	0.00	6.00	6.00	6.00	0.00
	POSITIONS FROZEN INDEFINITELY								
TOTAL POSITIONS ALLOCATED			6.00	6.00	0.00	6.00	6.00	6.00	0.00
IATION ENTERPRISE									
FT	177	FISCAL ASSISTANT I/II	1.00	1.00	0.00	1.00	1.00	1.00	0.00
FT	263	SENIOR BUILDING MAINTENANCE CUSTODIAN	1.00	1.00	0.00	1.00	1.00	1.00	0.00
FT	278	AIRPORT SERVICES WORKER I/II	5.00	5.00	0.00	5.00	6.00	5.00	0.00
FT	279	SUPERVISING AIRPORT SERVICE WORKER	3.00	3.00	0.00	3.00	3.00	3.00	0.00
FT	425	PROGRAM COORDINATOR (MC)	1.00	1.00	0.00	1.00	0.00	0.00	-1.00
FT	605	SENIOR ADMINISTRATIVE ANALYST	0.00	0.00	1.00	1.00	1.00	1.00	0.00
FT	839	DIRECTOR OF AVIATION	0.00	1.00	0.00	1.00	1.00	1.00	0.00
	FUNDED POSITIONS		11.00	12.00	1.00	13.00	13.00	12.00	-1.00
FØ	251	FACILITY MAINT. MECH. I/II	1.00	1.00	0.00	1.00	0.00	0.00	-1.00
FØ	268	BUILDING MAINTENANCE CUSTODIAN	3.00	3.00	0.00	3.00	0.00	0.00	-3.00
FØ	271	AIRPORT GROUNDSKEEPER	1.00	1.00	0.00	1.00	0.00	0.00	-1.00
FØ	278	AIRPORT SERVICES WORKER I/II	2.00	2.00	0.00	2.00	0.00	0.00	-2.00
FØ	617	AIRPORT MANAGER	1.00	1.00	0.00	1.00	0.00	0.00	-1.00
	POSITIONS FROZEN INDEFINITELY		8.00	8.00	0.00	8.00	0.00	0.00	-8.00
TOTAL POSITIONS ALLOCATED			19.00	20.00	1.00	21.00	13.00	12.00	-9.00
BLIC HEALTH ADMINISTRATION									
FT	117	BUDGET SPECIALIST	1.00	1.00	0.00	1.00	1.00	1.00	0.00
FT	122	OFFICE SVCS SUPERVISOR	1.00	1.00	0.00	1.00	1.00	1.00	0.00
BLIC HEALTH ADMINISTRATION									
FT	124	SENIOR FISCAL ASSISTANT	6.00	6.00	0.00	6.00	6.00	6.00	0.00
FT	166	ADMINISTRATIVE SECRETARY (MC)	1.00	1.00	0.00	1.00	1.00	1.00	0.00
FT	167	EXECUTIVE SECRETARY (MC)	1.00	1.00	0.00	1.00	1.00	1.00	0.00
FT	177	FISCAL ASSISTANT I/II	8.00	8.00	0.00	8.00	7.00	7.00	-1.00
FT	179	OFFICE ASSISTANT I/II	1.00	1.00	0.00	1.00	1.00	1.00	0.00
FT	495	TRANSLATOR/INTERPRETER	0.00	0.00	0.00	0.00	1.00	1.00	1.00
FT	511	COMM HEALTH OUTREACH WORKER I/II	2.00	2.00	0.00	2.00	2.00	2.00	0.00
FT	540	HEALTH PROGRAM COORDINATOR	1.00	1.00	0.00	1.00	1.00	1.00	0.00
FT	544	HHS-PUBLIC HEALTH BRANCH DIRECTOR	1.00	1.00	0.00	1.00	1.00	1.00	0.00
FT	555	EPIDEMIOLOGIST STATISTICIAN	1.00	1.00	0.00	1.00	1.00	1.00	0.00
FT	574	MEDICAL OFFICE ASSISTANT	3.00	4.00	0.00	4.00	4.00	4.00	0.00
FT	575	SENIOR MEDICAL OFFICE ASSISTANT	2.00	2.00	0.00	2.00	2.00	2.00	0.00
FT	626	ADMINISTRATIVE ANALYST I/II	9.00	9.00	0.00	9.00	9.00	9.00	0.00
FT	761	DEPT. INFORMATION SYSTEMS TECH	2.00	2.00	0.00	2.00	2.00	2.00	0.00

T			FY 2017-18	FISCAL YEAR 2018-19			FISCAL YEAR 2019-20		
TYPE	CLASSIFICATION NO./TITLE		YEAR-END AUTHORIZED	BOARD ADOPTED	MID-YEAR ADJUSTED	YEAR-END AUTHORIZED	DEPT. REQUEST	CAO RECOMMENDED	Δ FROM FY2018-19
FT	762	DEPT. INFORMATION SYSTEMS ANALYST	1.00	1.00	0.00	1.00	1.00	1.00	0.00
FT	840	HEALTH OFFICER - MEDICAL DIRECTOR	0.70	0.70	0.00	0.70	0.70	0.70	0.00
FT	929	SENIOR PROGRAM MANAGER - PUBLIC HEALTH	1.00	1.00	0.00	1.00	1.00	1.00	0.00
FT	931	DEPUTY BRANCH DIRECTOR	1.00	1.00	0.00	1.00	1.00	1.00	0.00
FT	936	DEPT. PROGRAMMER ANALYST	1.00	1.00	0.00	1.00	1.00	1.00	0.00
FT	1149	FISCAL SERVICES SUPERVISOR (37.5 HR)	1.00	1.00	0.00	1.00	1.00	1.00	0.00
FT	1425	PROGRAM COORDINATOR	3.00	3.00	0.00	3.00	3.00	3.00	0.00
FT	1595	HEALTH EDUCATION SPECIALIST I/II	0.00	1.00	0.00	1.00	1.00	1.00	0.00
		FUNDED POSITIONS	48.70	50.70	0.00	50.70	50.70	50.70	0.00
		POSITIONS FROZEN INDEFINITELY							
TOTAL POSITIONS ALLOCATED			48.70	50.70	0.00	50.70	50.70	50.70	0.00
VIRONMENTAL HEALTH									
FT	122	OFFICE SERVICES SUPERVISOR	1.00	1.00	0.00	1.00	1.00	1.00	0.00
FT	179	OFFICE ASSISTANT I/II	4.00	4.00	0.00	4.00	4.00	4.00	0.00
FT	305	GEOLOGIST	1.00	0.00	0.00	0.00	0.00	0.00	0.00
FT	510	DIRECTOR OF ENVIRONMENTAL HEALTH	1.00	1.00	0.00	1.00	1.00	1.00	0.00
FT	518	SENIOR ENVIRONMENTAL HEALTH SPEC.	3.00	3.00	0.00	3.00	3.00	3.00	0.00
FT	519	SUPV. ENVIRONMENTAL HEALTH SPEC.	3.00	3.00	0.00	3.00	3.00	3.00	0.00
FT	532	ENVIRONMENTAL HEALTH TECHNICIAN I/II	1.00	1.00	0.00	1.00	2.00	2.00	1.00
FT	535	ENVIRONMENTAL HEALTH SPEC. I/II	13.00	13.00	0.00	13.00	13.00	13.00	0.00
FT	536	HAZARDOUS MATERIALS SPECIALIST I/II	2.00	2.00	0.00	2.00	2.00	2.00	0.00
FT	537	SR. HAZARDOUS MATERIALS SPECIALIST	2.00	2.00	0.00	2.00	2.00	2.00	0.00
FT	626	ADMINISTRATIVE ANALYST I/II	2.00	2.00	0.00	2.00	2.00	2.00	0.00
		FUNDED POSITIONS	33.00	32.00	0.00	32.00	33.00	33.00	1.00
FØ	552	VECTOR CONTROL OFFICER	1.00	1.00	0.00	1.00	1.00	1.00	0.00
		POSITIONS FROZEN INDEFINITELY	1.00	1.00	0.00	1.00	1.00	1.00	0.00
TOTAL POSITIONS ALLOCATED			34.00	33.00	0.00	33.00	34.00	34.00	1.00
ALTH EDUCATION									
FT	179	OFFICE ASSISTANT I/II	2.00	2.00	0.00	2.00	2.00	2.00	0.00
FT	495	TRANSLATOR/INTERPRETER	1.00	1.00	0.00	1.00	1.00	1.00	0.00
FT	511	COMMUNITY HEALTH OUTREACH WORKER I/II	3.00	4.00	0.00	4.00	4.00	4.00	0.00
FT	517	HHS PROGRAM SERVICES COORDINATOR	2.00	2.00	0.00	2.00	2.00	2.00	0.00
FT	582	SR. HEALTH EDUCATION SPECIALIST	4.00	4.00	0.00	4.00	4.00	4.00	0.00
FT	626	ADMINISTRATIVE ANALYST I/II	2.00	2.00	0.00	2.00	2.00	2.00	0.00
FT	934	PROGRAM MANAGER	1.00	1.00	0.00	1.00	1.00	1.00	0.00
FT	1573	HEALTH CLIENT SERVICES WORKER	1.00	1.00	0.00	1.00	1.00	1.00	0.00
FT	1594	PUBLIC HEALTH NUTRITIONIST	2.00	2.00	0.00	2.00	2.00	2.00	0.00
FT	1595	HEALTH EDUCATION SPECIALIST I/II	18.00	19.00	0.00	19.00	19.00	19.00	0.00
FT	1596	PUBLIC HEALTH NUTRITIONIST SUPERVISOR	1.00	1.00	0.00	1.00	1.00	1.00	0.00
		FUNDED POSITIONS	37.00	39.00	0.00	39.00	39.00	39.00	0.00
		POSITIONS FROZEN INDEFINITELY							
TOTAL POSITIONS ALLOCATED			37.00	39.00	0.00	39.00	39.00	39.00	0.00

T			FY 2017-18	FISCAL YEAR 2018-19			FISCAL YEAR 2019-20		
			YEAR-END	BOARD	MID-YEAR	YEAR-END	DEPT.	CAO	Δ FROM
TYPE	CLASSIFICATION NO./TITLE		AUTHORIZED	ADOPTED	ADJUSTED	AUTHORIZED	REQUEST	RECOMMENDED	FY2018-19
OMEN-INFANT-CHILD NUTRITION									
FT	511	COMMUNITY HEALTH OUTREACH WORKER I/II	1.00	1.00	0.00	1.00	1.00	1.00	0.00
FT	517	HHS PROGRAM SERVICES COORDINATOR	1.00	1.00	0.00	1.00	1.00	1.00	0.00
FT	540	HEALTH PROGRAM COORDINATOR	1.00	1.00	0.00	1.00	1.00	1.00	0.00
FT	574	MEDICAL OFFICE ASSISTANT I/II	1.00	1.00	0.00	1.00	0.00	0.00	-1.00
FT	575	SENIOR MEDICAL OFFICE ASSISTANT	1.00	1.00	0.00	1.00	1.00	1.00	0.00
FT	581	NUTRITION AIDE (37.5 HR)	0.83	0.83	0.00	0.83	0.83	0.83	0.00
FT	1581	NUTRITION AIDE	8.00	8.00	0.00	8.00	8.00	8.00	0.00
FT	1594	PUBLIC HEALTH NUTRITIONIST	1.00	1.00	0.00	1.00	1.00	1.00	0.00
	FUNDED POSITIONS		14.83	14.83	0.00	14.83	13.83	13.83	-1.00
	POSITIONS FROZEN INDEFINITELY								
TOTAL POSITIONS ALLOCATED			14.83	14.83	0.00	14.83	13.83	13.83	-1.00
BLIC HEALTH FIELD NURSING									
FT	508	DIRECTOR OF PUBLIC HEALTH NURSING	1.00	1.00	0.00	1.00	1.00	1.00	0.00
FT	511	COMMUNITY HEALTH OUTREACH WORKER I/II	15.60	16.60	0.00	16.60	16.60	16.60	0.00
FT	514	SUPERVISING PUBLIC HEALTH NURSE	5.00	5.00	0.00	5.00	5.00	5.00	0.00
FT	524	COMMUNICABLE DISEASE INVESTIGATOR I/II	1.00	1.00	0.00	1.00	1.00	1.00	0.00
FT	527	SENIOR PUBLIC HEALTH NURSE	8.00	8.00	0.00	8.00	7.00	7.00	-1.00
FT	528	PUBLIC HEALTH NURSE	27.60	26.60	0.00	26.60	25.60	25.60	-1.00
FT	556	REGISTERED NURSE (PUBLIC HEALTH)	1.00	1.00	0.00	1.00	1.00	1.00	0.00
FT	570	MEDICAL OFFICE ASSISTANT I/II (37.5 HR)	1.00	1.00	0.00	1.00	1.00	1.00	0.00
FT	572	SENIOR MEDICAL OFFICE ASSISTANT (37.5 HR)	1.00	1.00	-1.00	0.00	0.00	0.00	0.00
FT	574	MEDICAL OFFICE ASSISTANT I/II	8.00	8.00	0.00	8.00	8.00	8.00	0.00
FT	575	SENIOR MEDICAL OFFICE ASSISTANT	2.00	2.00	1.00	3.00	3.00	3.00	0.00
FT	587	FAMILY NURSE PRACTITIONER	1.00	1.00	0.00	1.00	1.00	1.00	0.00
FT	626	ADMINISTRATIVE ANALYST I/II	1.00	1.00	0.00	1.00	1.00	1.00	0.00
	FUNDED POSITIONS		73.20	73.20	0.00	73.20	71.20	71.20	-2.00
	POSITIONS FROZEN INDEFINITELY								
TOTAL POSITIONS ALLOCATED			73.20	73.20	0.00	73.20	71.20	71.20	-2.00
NTAL HEALTH									
FT	117	BUDGET SPECIALIST	1.00	1.00	0.00	1.00	1.00	1.00	0.00
FT	122	OFFICE SERVICES SUPERVISOR	2.00	2.00	0.00	2.00	2.00	2.00	0.00
FT	124	SENIOR FISCAL ASSISTANT	7.00	7.00	0.00	7.00	7.00	7.00	0.00
FT	135	SENIOR OFFICE ASSISTANT	1.00	1.00	0.00	1.00	1.00	1.00	0.00
FT	164	ADMINISTRATIVE SECRETARY	1.00	1.00	0.00	1.00	1.00	1.00	0.00
FT	166	ADMINISTRATIVE SECRETARY (MC)	3.00	3.00	0.00	3.00	3.00	3.00	0.00
FT	167	EXECUTIVE SECRETARY (MC)	2.00	2.00	0.00	2.00	2.00	2.00	0.00
FT	177	FISCAL ASSISTANT I/II	4.00	4.00	0.00	4.00	3.00	3.00	-1.00
FT	179	OFFICE ASSISTANT I/II	2.00	2.00	0.00	2.00	1.00	1.00	-1.00
FT	185	FISCAL OFFICER	1.00	1.00	0.00	1.00	1.00	1.00	0.00
FT	269	MENTAL HEALTH MAINTENANCE CUSTODIAN	5.00	5.00	0.00	5.00	5.00	5.00	0.00
FT	270	SENIOR MENTAL HEALTH MAINT. CUSTODIAN	1.00	1.00	0.00	1.00	1.00	1.00	0.00
FT	434	MENTAL HEALTH COOK	2.50	2.50	0.00	2.50	2.50	2.50	0.00
FT	491	SUBSTANCE ABUSE COUNSELOR I/II	2.00	2.00	0.00	2.00	2.00	2.00	0.00
FT	515	NURSE CASE MANAGER	2.00	2.00	0.00	2.00	2.00	2.00	0.00
FT	530	PATIENT RIGHTS ADVOCATE	1.00	1.00	0.00	1.00	1.00	1.00	0.00

T			FY 2017-18	FISCAL YEAR 2018-19			FISCAL YEAR 2019-20		
			YEAR-END	BOARD	MID-YEAR	YEAR-END	DEPT.	CAO	Δ FROM
TYPE		CLASSIFICATION NO./TITLE	AUTHORIZED	ADOPTED	ADJUSTED	AUTHORIZED	REQUEST	RECOMMENDED	FY2018-19
FT	545	HHS-MENTAL HEALTH BRANCH DIRECTOR	1.00	1.00	0.00	1.00	1.00	1.00	0.00
FT	574	MEDICAL OFFICE ASSISTANT I/II	14.50	14.50	0.00	14.50	14.50	14.50	0.00
FT	575	SENIOR MEDICAL OFFICE ASSISTANT	6.00	6.00	0.00	6.00	6.00	6.00	0.00
FT	576	PEER CAOCH I/II	14.50	16.00	0.00	16.00	14.00	14.00	-2.00
FT	577	PEER CAOCH III	4.00	5.00	0.00	5.00	4.00	4.00	-1.00
FT	578	PARENT PARTNER I/II	5.00	5.00	0.00	5.00	5.00	5.00	0.00
FT	579	PARENT PARTNER III	1.00	1.00	0.00	1.00	1.00	1.00	0.00
FT	626	ADMINISTRATIVE ANALYST I/II	13.00	13.00	0.00	13.00	14.00	14.00	1.00
FT	643	ACCOUNTANT/AUDITOR I/II	3.00	2.00	0.00	2.00	2.00	2.00	0.00
FT	685	SENIOR PAYROLL/PERSONNEL SPECIALIST	1.00	1.00	0.00	1.00	1.00	1.00	0.00
FT	692	ACCOUNTING SYSTEMS ANALYST	1.00	2.00	0.00	2.00	2.00	2.00	0.00
FT	742	VOCATIONAL TRAINEE/ASSISTANT	1.00	1.00	0.00	1.00	1.00	1.00	0.00
FT	761	DEPARTMENT INFORMATION SYSTEMS TECH	2.00	2.00	0.00	2.00	2.00	2.00	0.00
FT	762	DEPT. INFO. SYSTEMS ANALYST	2.00	2.00	0.00	2.00	2.00	2.00	0.00
FT	768	VOCATIONAL COUNSELOR I/II	1.00	1.00	0.00	1.00	1.00	1.00	0.00
FT	900	CRISIS SPECIALIST	2.00	2.00	-2.00	0.00	0.00	0.00	0.00
FT	901	DIRECTOR OF DIETARY SERVICES	1.00	1.00	0.00	1.00	1.00	1.00	0.00
FT	902	MEDICAL DIRECTOR	1.00	1.00	0.00	1.00	1.00	1.00	0.00
FT	903	DISCHARGE PLANNER	1.00	1.00	0.00	1.00	1.00	1.00	0.00
FT	904	LICENSED CLINICAL PSYCHOLOGOST I/II	0.00	1.00	0.00	1.00	1.00	1.00	0.00
FT	905	MEDICAL RECORDS MANAGER	1.00	1.00	0.00	1.00	1.00	1.00	0.00
FT	907	MENTAL HEALTH CASE MGR.I/II	59.00	61.00	0.00	61.00	54.00	54.00	-7.00
FT	909	MENTAL HEALTH CLINICIAN I/II	76.10	77.10	2.00	79.10	78.10	78.10	-1.00
FT	910	SENIOR ACTIVITY THERAPIST	1.00	1.00	0.00	1.00	1.00	1.00	0.00
FT	911	MENTAL HEALTH WORKER I/II	14.00	14.00	0.00	14.00	17.00	17.00	3.00
FT	912	PSYCHIATRIC MID-LEVEL PRACTITIONER	1.00	1.00	0.00	1.00	1.00	1.00	0.00
FT	913	PSYCHIATRIC NURSE	35.10	35.10	0.00	35.10	35.10	35.10	0.00
FT	914	PSYCHIATRIC TECHNICIAN I/II	10.00	10.00	0.00	10.00	8.00	8.00	-2.00
FT	915	QUALITY MGMT COORDINATOR	1.00	1.00	0.00	1.00	1.00	1.00	0.00
FT	916	SUPERVISING MENTAL HEALTH CLINICIAN	18.00	19.00	0.00	19.00	18.00	18.00	-1.00
:NTAL HEALTH									
FT	919	SENIOR MENTAL HEALTH WORKER	5.00	5.00	0.00	5.00	5.00	5.00	0.00
FT	920	SUPERVISING PSYCHIATRIC NURSE	7.00	7.00	0.00	7.00	7.00	7.00	0.00
FT	921	PSYCHIATRIC PHYISICIAN'S ASSISTANT	1.00	1.00	0.00	1.00	1.00	1.00	0.00
FT	922	ASST. DIR. OF PSYCHIATRIC NURSING	1.00	1.00	0.00	1.00	1.00	1.00	0.00
FT	924	SENIOR PSYCHIATRIST	0.00	0.00	0.00	0.00	0.00	0.00	0.00
FT	928	SENIOR PROGRAM MANAGER - MENTAL HEALTH	8.00	9.00	0.00	9.00	8.00	8.00	-1.00
FT	931	DEPUTY BRANCH DIRECTOR	1.00	3.00	0.00	3.00	3.00	3.00	0.00
FT	932	DIRECTOR OF PSYCHIATRIC NURSING	2.00	2.00	0.00	2.00	2.00	2.00	0.00
FT	934	PROGRAM MANAGER	2.00	3.00	0.00	3.00	2.00	2.00	-1.00
FT	936	DEPARTMENT PROGRAMMER - ANALYST	1.00	1.00	0.00	1.00	1.00	1.00	0.00
FT	937	PHYSICIAN/PSYCHIATRIST	2.00	2.00	0.00	2.00	2.00	2.00	0.00
FT	938	PAYROLL/PERSONNEL SPECIALIST	1.00	1.00	0.00	1.00	1.00	1.00	0.00
FT	939	ACTIVITY THERAPIST	1.00	1.00	0.00	1.00	1.00	1.00	0.00
FT	1425	PROGRAM COORDINATOR	3.00	3.00	0.00	3.00	0.00	0.00	-3.00
FT	1734	SENIOR VOCATIONAL COUNSELOR	1.00	1.00	0.00	1.00	1.00	1.00	0.00
		FUNDED POSITIONS	364.70	376.20	0.00	376.20	359.20	359.20	-17.00

T			FY 2017-18	FISCAL YEAR 2018-19			FISCAL YEAR 2019-20		
			YEAR-END	BOARD	MID-YEAR	YEAR-END	DEPT.	CAO	Δ FROM
TYPE	CLASSIFICATION NO./TITLE		AUTHORIZED	ADOPTED	ADJUSTED	AUTHORIZED	REQUEST	RECOMMENDED	FY2018-19
	POSITIONS FROZEN INDEFINITELY								
TOTAL POSITIONS ALLOCATED			364.70	376.20	0.00	376.20	359.20	359.20	-17.00
COHOL AND DRUG									
FT	124	SENIOR FISCAL ASSISTANT	1.00	1.00	0.00	1.00	1.00	1.00	0.00
FT	177	FISCAL ASSISTANT I/II	2.00	2.00	0.00	2.00	2.00	2.00	0.00
FT	491	SUBSTANCE ABUSE COUNSELOR I/II	8.00	8.00	0.00	8.00	10.00	10.00	2.00
FT	492	SENIOR SUBSTANCE ABUSE COUNSELOR	3.00	3.00	0.00	3.00	3.00	3.00	0.00
FT	574	MEDICAL OFFICE ASSISTANT I/II	2.70	2.70	0.00	2.70	2.70	2.70	0.00
FT	626	ADMINISTRATIVE ANALYST I/II	2.00	2.00	0.00	2.00	2.00	2.00	0.00
FT	916	SUPERVISING MENTAL HEALTH CLINICIAN	1.00	1.00	0.00	1.00	1.00	1.00	0.00
FT	928	SENIOR PROGRAM MANAGER	0.00	1.00	0.00	1.00	1.00	1.00	0.00
FT	934	PROGRAM MANAGER	1.00	0.00	0.00	0.00	0.00	0.00	0.00
	FUNDED POSITIONS		20.70	20.70	0.00	20.70	22.70	22.70	2.00
	POSITIONS FROZEN INDEFINITELY								
TOTAL POSITIONS ALLOCATED			20.70	20.70	0.00	20.70	22.70	22.70	2.00
)ME									
FT	511	COMM HEALTH OUTREACH WKR I/II	0.00	0.00	0.00	0.00	5.00	5.00	5.00
FT	576	PEER COACH I/II	0.00	0.00	0.00	0.00	2.00	2.00	2.00
FT	577	PEER COACH III	0.00	0.00	0.00	0.00	1.00	1.00	1.00
FT	626	ADMINISTRATIVE ANALYST I/II	0.00	0.00	0.00	0.00	2.00	2.00	2.00
FT	742	VOCATIONAL TRAINEE/ASSISTANT	0.00	0.00	0.00	0.00	1.00	1.00	1.00
FT	907	MENTAL HEALTH CASE MGR.I/II	0.00	0.00	0.00	0.00	4.00	4.00	4.00
FT	909	MENTAL HEALTH CLINICIAN I/II	0.00	0.00	0.00	0.00	2.00	2.00	2.00
FT	916	SUPERVISING MENTAL HEALTH CLINICIAN	0.00	0.00	0.00	0.00	1.00	1.00	1.00
FT	928	SENIOR PROGRAM MANAGER - MENTAL HEALTH	0.00	0.00	0.00	0.00	1.00	1.00	1.00
FT	934	PROGRAM MANAGER	0.00	0.00	0.00	0.00	1.00	1.00	1.00
)ME									
FT	1425	PROGRAM COORDINATOR	0.00	0.00	0.00	0.00	3.00	3.00	3.00
	FUNDED POSITIONS		0.00	0.00	0.00	0.00	23.00	23.00	23.00
	POSITIONS FROZEN INDEFINITELY								
TOTAL POSITIONS ALLOCATED			0.00	0.00	0.00	0.00	23.00	23.00	23.00
:NTAL HEALTH - HEALTHY MOMS									
FT	491	SUBSTANCE ABUSE COUNSELOR I/II	2.00	2.00	0.00	2.00	3.00	3.00	1.00
FT	492	SENIOR SUBSTANCE ABUSE COUNSELOR	1.00	1.00	0.00	1.00	1.00	1.00	0.00
FT	574	MEDICAL OFFICE ASSISTANT I/II	1.00	1.00	0.00	1.00	1.00	1.00	0.00
FT	596	PARENT EDUCATOR	1.00	1.00	0.00	1.00	1.00	1.00	0.00
FT	626	ADMINISTRATIVE ANALYST I/II	1.00	1.00	0.00	1.00	1.00	1.00	0.00
FT	909	MENTAL HEALTH CLINICIAN I/II	2.00	2.00	0.00	2.00	2.00	2.00	0.00
FT	916	SUPERVISING MENTAL HEALTH CLINICIAN	1.00	1.00	0.00	1.00	1.00	1.00	0.00
FT	928	SENIOR PROGRAM MANAGER - MENTAL HEALTH	1.00	0.00	0.00	0.00	0.00	0.00	0.00
FT	1732	CHILD CARE WORKER	2.40	2.40	0.00	2.40	2.40	2.40	0.00
	FUNDED POSITIONS		12.40	11.40	0.00	11.40	12.40	12.40	1.00
	POSITIONS FROZEN INDEFINITELY								

T			FY 2017-18	FISCAL YEAR 2018-19			FISCAL YEAR 2019-20		
TYPE	CLASSIFICATION NO.	TITLE	YEAR-END AUTHORIZED	BOARD ADOPTED	MID-YEAR ADJUSTED	YEAR-END AUTHORIZED	DEPT. REQUEST	CAO RECOMMENDED	Δ FROM FY2018-19
TOTAL POSITIONS ALLOCATED			12.40	11.40	0.00	11.40	12.40	12.40	1.00
BLIC HEALTH LABORATORY									
FT	512	PUBLIC HEALTH LABORATORY DIRECTOR	1.00	1.00	0.00	1.00	1.00	1.00	0.00
FT	516	PUBLIC HEALTH LABORATORY MANAGER	1.00	1.00	0.00	1.00	1.00	1.00	0.00
FT	525	PUBLIC HEALTH MICROBIOLOGIST TRAINEE	1.00	1.00	0.00	1.00	1.00	1.00	0.00
FT	526	PUBLIC HEALTH MICROBIOLOGIST I/II	3.00	3.00	0.00	3.00	3.00	3.00	0.00
FT	571	LABORATORY ASSISTANT I/II (37.5 HR)	1.00	1.00	0.00	1.00	1.00	1.00	0.00
FT	1571	LABORATORY ASSISTANT I/II	5.00	5.00	0.00	5.00	5.00	5.00	0.00
FT	1572	SENIOR LABORATORY ASSISTANT	1.00	1.00	0.00	1.00	1.00	1.00	0.00
		FUNDED POSITIONS	13.00	13.00	0.00	13.00	13.00	13.00	0.00
		POSITIONS FROZEN INDEFINITELY							
TOTAL POSITIONS ALLOCATED			13.00	13.00	0.00	13.00	13.00	13.00	0.00
AH/CCS PROGRAM PERSONNEL									
FT	514	SUPERVISING PUBLIC HEALTH NURSE	1.00	1.00	0.00	1.00	1.00	1.00	0.00
FT	517	HHS PROGRAM SERVICES COORDINATOR	1.00	1.00	0.00	1.00	1.00	1.00	0.00
FT	527	SENIOR PUBLIC HEALTH NURSE	3.00	2.00	0.00	2.00	2.00	2.00	0.00
FT	528	PUBLIC HEALTH NURSE	4.00	3.00	0.00	3.00	3.00	3.00	0.00
FT	533	OCCUPATIONAL THERAPIST	2.00	2.00	0.00	2.00	2.00	2.00	0.00
FT	534	PHYSICAL THERAPIST	2.75	2.75	0.00	2.75	1.00	1.00	-1.75
FT	554	DEPUTY HEALTH OFFICER	0.50	0.50	0.00	0.50	0.50	0.50	0.00
FT	570	MEDICAL OFFICE ASSISTANT I/II (37.5 HR)	0.90	0.00	0.00	0.00	0.00	0.00	0.00
FT	574	MEDICAL OFFICE ASSISTANT I/II	3.80	3.80	0.00	3.80	1.00	1.00	-2.80
FT	575	SENIOR MEDICAL OFFICE ASSISTANT	1.00	1.00	0.00	1.00	1.00	1.00	0.00
FT	626	ADMINISTRATIVE ANALYST I/II	3.00	3.00	0.00	3.00	3.00	3.00	0.00
FT	934	PROGRAM MANAGER	1.00	1.00	0.00	1.00	1.00	1.00	0.00
FT	940	SUPERVISING THERAPIST	1.00	1.00	0.00	1.00	1.00	1.00	0.00
AH/CCS PROGRAM PERSONNEL									
FT	1573	HEALTH CLIENT SERVICES WORKER	2.00	2.00	0.00	2.00	2.00	2.00	0.00
		FUNDED POSITIONS	26.95	24.05	0.00	24.05	19.50	19.50	-4.55
		POSITIONS FROZEN INDEFINITELY							
TOTAL POSITIONS ALLOCATED			26.95	24.05	0.00	24.05	19.50	19.50	-4.55
S									
FT	122	OFFICE SERVICES SUPERVISOR	0.00	0.00	0.00	0.00	1.00	1.00	1.00
FT	124	SENIOR FISCAL ASSISTANT	0.00	0.00	0.00	0.00	1.00	1.00	1.00
FT	135	SENIOR OFFICE ASSISTANT	0.00	0.00	0.00	0.00	5.00	5.00	5.00
FT	167	EXECUTIVE SECRETARY (MC)	0.00	0.00	0.00	0.00	1.00	1.00	1.00
FT	179	OFFICE ASSISTANT I/II	0.00	0.00	0.00	0.00	6.00	6.00	6.00
FT	182	SSB SECRETARY II	0.00	0.00	0.00	0.00	1.00	1.00	1.00
FT	351	LEGAL CLERK I/II	0.00	0.00	0.00	0.00	2.00	2.00	2.00
FT	391	STAFF SERVICES ANALYST I/II	0.00	0.00	0.00	0.00	6.00	6.00	6.00
FT	392	STAFF SERVICES ANALYST III	0.00	0.00	0.00	0.00	1.00	1.00	1.00
FT	576	PEER COACH I/II	0.00	0.00	0.00	0.00	4.00	4.00	4.00
FT	707	SOCIAL WORKER IV - A/B/C/D	0.00	0.00	0.00	0.00	88.00	88.00	88.00
FT	708	SOCIAL SERVICE AIDE	0.00	0.00	0.00	0.00	34.00	34.00	34.00

T			FY 2017-18	FISCAL YEAR 2018-19			FISCAL YEAR 2019-20		
TYPE		CLASSIFICATION NO./TITLE	YEAR-END AUTHORIZED	BOARD ADOPTED	MID-YEAR ADJUSTED	YEAR-END AUTHORIZED	DEPT. REQUEST	CAO RECOMMENDED	Δ FROM FY2018-19
FT	714	SOCIAL WORKER SUPERVISOR II	0.00	0.00	0.00	0.00	22.00	22.00	22.00
FT	727	SOCIAL WORKER I/II/III	0.00	0.00	0.00	0.00	20.00	20.00	20.00
FT	742	VOCATIONAL TRAINEE/ASSISTANT	0.00	0.00	0.00	0.00	10.00	10.00	10.00
FT	750	PROGRAM MANAGER I	0.00	0.00	0.00	0.00	4.00	4.00	4.00
FT	818	HHS-SOCIAL SERVICES BRANCH DIRECTOR	0.00	0.00	0.00	0.00	1.00	1.00	1.00
FT	1137	SERVICES SUPPORT ASSISTANT I/II	0.00	0.00	0.00	0.00	3.00	3.00	3.00
		FUNDED POSITIONS	0.00	0.00	0.00	0.00	210.00	210.00	210.00
		POSITIONS FROZEN INDEFINITELY							
TOTAL POSITIONS ALLOCATED			0.00	0.00	0.00	0.00	210.00	210.00	210.00
CIAL SERVICES									
FT	122	OFFICE SERVICES SUPERVISOR	5.00	5.00	0.00	5.00	4.00	4.00	-1.00
FT	124	SENIOR FISCAL ASSISTANT	6.00	6.00	0.00	6.00	5.00	5.00	-1.00
FT	135	SENIOR OFFICE ASSISTANT	11.00	11.00	0.00	11.00	6.00	6.00	-5.00
FT	167	EXECUTIVE SECRETARY (MC)	1.00	1.00	0.00	1.00	0.00	0.00	-1.00
FT	177	FISCAL ASSISTANT I/II	12.00	12.00	0.00	12.00	12.00	12.00	0.00
FT	179	OFFICE ASSISTANT I/II	56.00	56.00	-2.00	54.00	48.00	48.00	-6.00
FT	182	SSB SECRETARY II	2.00	3.00	0.00	3.00	2.00	2.00	-1.00
FT	183	SSB SECRETARY I	1.00	1.00	0.00	1.00	1.00	1.00	0.00
FT	186	OFFICE ASSISTANT III	1.00	1.00	0.00	1.00	1.00	1.00	0.00
FT	233	WORK CREW LEADER	0.00	1.00	0.00	1.00	1.00	1.00	0.00
FT	351	LEGAL CLERK I/II	2.00	2.00	0.00	2.00	0.00	0.00	-2.00
FT	389	STAFF SERVICES SPECIALIST (MC)	1.00	1.00	0.00	1.00	1.00	1.00	0.00
FT	390	STAFF SERVICES SPECIALIST	2.00	2.00	0.00	2.00	2.00	2.00	0.00
FT	391	STAFF SERVICES ANALYST I/II	42.00	42.00	0.00	42.00	36.00	36.00	-6.00
FT	392	STAFF SERVICES ANALYST III	0.00	0.00	2.00	2.00	1.00	1.00	-1.00
FT	393	SUPERVISING STAFF SERVICES ANALYST	2.00	2.00	0.00	2.00	2.00	2.00	0.00
CIAL SERVICES									
FT	395	STAFF SERVICES MANAGER (MC)	1.00	1.00	0.00	1.00	1.00	1.00	0.00
FT	396	STAFF SERVICES ANALYST III (MC)	3.00	3.00	0.00	3.00	3.00	3.00	0.00
FT	576	PEER COACH I/II	4.00	4.00	0.00	4.00	0.00	0.00	-4.00
FT	691	SENIOR INFORMATIONS SYSTEMS ANALYST	3.00	3.00	0.00	3.00	3.00	3.00	0.00
FT	706	SOCIAL WORKER IV - A/B (37.5 HR)	1.00	0.00	0.00	0.00	0.00	0.00	0.00
FT	707	SOCIAL WORKER IV - A/B/C/D	81.00	84.00	13.00	97.00	9.00	9.00	-88.00
FT	708	SOCIAL SERVICE AIDE	28.00	35.00	0.00	35.00	6.00	6.00	-29.00
FT	714	SOCIAL WORKER SUPERVISOR II	22.00	22.00	4.00	26.00	4.00	4.00	-22.00
FT	719	INTEGRATED CASEWORKER I/II	15.00	15.00	0.00	15.00	15.00	15.00	0.00
FT	720	INTEGRATED CASEWORKER III	4.00	4.00	0.00	4.00	4.00	4.00	0.00
FT	721	SUPERVISING INTEGRATED CASEWORKER	2.00	2.00	0.00	2.00	2.00	2.00	0.00
FT	722	EMPLOYMENT & TRAINING WORKER I/II	18.00	18.00	0.00	18.00	18.00	18.00	0.00
FT	723	EMPLOYMENT & TRAINING WORKER III	6.00	6.00	0.00	6.00	6.00	6.00	0.00
FT	724	EMPLOYMENT & TRAINING SUPERVISOR	3.00	3.00	0.00	3.00	3.00	3.00	0.00
FT	726	SOCIAL WORKER I/II/III (37.5 HR)	1.00	1.00	0.00	1.00	0.00	0.00	-1.00
FT	727	SOCIAL WORKER I/II/III	29.00	29.00	13.00	42.00	23.00	23.00	-19.00
FT	729	STAFF SERVICES ANALYST I/II M/C	3.00	3.00	0.00	3.00	3.00	3.00	0.00
FT	738	WELFARE INVESTIGATOR I/II	7.00	7.00	0.00	7.00	7.00	7.00	0.00
FT	740	WELFARE INVESTIGATOR SUPERVISOR	1.00	1.00	0.00	1.00	1.00	1.00	0.00

T			FY 2017-18	FISCAL YEAR 2018-19			FISCAL YEAR 2019-20		
TYPE	CLASSIFICATION NO./TITLE		YEAR-END AUTHORIZED	BOARD ADOPTED	MID-YEAR ADJUSTED	YEAR-END AUTHORIZED	DEPT. REQUEST	CAO RECOMMENDED	Δ FROM FY2018-19
FT	741	SENIOR WELFARE INVESTIGATOR	1.00	1.00	0.00	1.00	1.00	1.00	0.00
FT	742	VOCATIONAL TRAINEE/ASSISTANT	12.00	12.00	0.00	12.00	7.00	7.00	-5.00
FT	747	PROGRAM MANAGER I	2.00	2.00	0.00	2.00	2.00	2.00	0.00
FT	750	PROGRAM MANAGER II	9.00	9.00	0.00	9.00	5.00	5.00	-4.00
FT	768	VOCATIONAL COUNSELOR I/II	2.00	2.00	0.00	2.00	2.00	2.00	0.00
FT	818	HHS-SOCIAL SERVICES BRANCH DIRECTOR	1.00	1.00	0.00	1.00	0.00	0.00	-1.00
FT	931	DEPUTY BRANCH DIRECTOR	1.00	1.00	0.00	1.00	1.00	1.00	0.00
FT	938	PAYROLL/PERSONNEL SPECIALIST	1.00	1.00	0.00	1.00	1.00	1.00	0.00
FT	1137	SERVICES SUPPORT ASSISTANT I/II	6.00	6.00	0.00	6.00	3.00	3.00	-3.00
FT	1149	FISCAL SERVICES SUPERVISOR	2.00	2.00	0.00	2.00	2.00	2.00	0.00
FT	1194	SERVICES SUPPORT ASSISTANT III	1.00	1.00	0.00	1.00	1.00	1.00	0.00
FT	1200	HOUSING ASSISTANCE COORDINATOR	0.00	0.00	1.00	1.00	1.00	1.00	0.00
FT	1708	SOCIAL WORKER SUPERVISOR I	3.00	3.00	0.00	3.00	3.00	3.00	0.00
FT	1729	ELIGIBILITY SUPERVISOR	17.00	17.00	0.00	17.00	17.00	17.00	0.00
FT	1731	ELIGIBILITY WORKER I/II/III	164.00	164.00	0.00	164.00	164.00	164.00	0.00
FT	1733	STOCK CLERK	1.00	1.00	0.00	1.00	1.00	1.00	0.00
FT	1737	SSB-ACCOUNTANT/AUDITOR I/II	2.00	2.00	0.00	2.00	2.00	2.00	0.00
FT	1738	SSB-PROGRAMMER ANALYST	2.00	2.00	0.00	2.00	2.00	2.00	0.00
FT	1740	SSB-INFO SYSTEMS ANALYST I/II	7.00	7.00	0.00	7.00	7.00	7.00	0.00
		FUNDED POSITIONS	610.00	621.00	31.00	652.00	452.00	452.00	-200.00
		POSITIONS FROZEN INDEFINITELY							
TOTAL POSITIONS ALLOCATED			610.00	621.00	31.00	652.00	452.00	452.00	-200.00
HS - ADMINISTRATION									
FT	135	SENIOR OFFICE ASSISTANT	2.00	2.00	0.00	2.00	2.00	2.00	0.00
FT	146	PUBLIC EDUCATION & INFORMATION MANAGER	1.00	1.00	0.00	1.00	1.00	1.00	0.00
FT	162	MAIL SERVICES DRIVER	1.00	1.00	0.00	1.00	1.00	1.00	0.00
HS - ADMINISTRATION									
FT	167	EXECUTIVE SECRETARY (MC)	3.00	3.00	0.00	3.00	3.00	3.00	0.00
FT	390	STAFF SERVICES SPECIALIST	1.00	1.00	0.00	1.00	1.00	1.00	0.00
FT	391	STAFF SERVICES ANALYST I/II	1.00	1.00	0.00	1.00	1.00	1.00	0.00
FT	395	STAFF SERVICES MANAGER (MC)	1.00	1.00	0.00	1.00	1.00	1.00	0.00
FT	626	ADMINISTRATIVE ANALYST I/II	2.00	2.00	0.00	2.00	1.00	1.00	-1.00
FT	643	ACCOUNTANT/AUDITOR I/II	1.00	1.00	0.00	1.00	1.00	1.00	0.00
FT	649	ASSISTANT DIRECTOR - PROGRAMS HHS	1.00	1.00	0.00	1.00	0.00	0.00	-1.00
FT	650	ASSISTANT DIRECTOR - ADMIN HHS	1.00	1.00	0.00	1.00	1.00	1.00	0.00
FT	687	POLICY & LEGISLATIVE MANAGER	1.00	1.00	0.00	1.00	1.00	1.00	0.00
FT	759	DEPT. INFORMATION SYSTEMS SUPERVISOR	3.00	3.00	0.00	3.00	3.00	3.00	0.00
FT	762	DEPT. INFORMATION SYSTEMS ANALYST	2.00	2.00	0.00	2.00	2.00	2.00	0.00
FT	776	ADMINISTRATIVE SERVICES OFFICER	1.00	1.00	0.00	1.00	1.00	1.00	0.00
FT	814	HHS-DEP DIRECTOR-EMPLOYMENT SVCS	1.00	1.00	0.00	1.00	1.00	1.00	0.00
FT	816	HHS-DEP DIRECTOR-INFO. SERVICES	1.00	1.00	0.00	1.00	1.00	1.00	0.00
FT	817	HHS-DEP DIRECTOR-FINANCE	1.00	1.00	0.00	1.00	1.00	1.00	0.00
FT	819	DIRECTOR, HEALTH & HUMAN SERVICES	1.00	1.00	0.00	1.00	1.00	1.00	0.00
FT	852	COMPLIANCE/QUALITY ASSURANCE ADMIN	1.00	1.00	0.00	1.00	1.00	1.00	0.00
FT	928	SENIOR PROGRAM MANAGER - MENTAL HEALTH	1.00	1.00	0.00	1.00	1.00	1.00	0.00
FT	931	DEPUTY BRANCH DIRECTOR	3.00	1.00	0.00	1.00	1.00	1.00	0.00

T			FY 2017-18	FISCAL YEAR 2018-19			FISCAL YEAR 2019-20		
TYPE		CLASSIFICATION NO./TITLE	YEAR-END AUTHORIZED	BOARD ADOPTED	MID-YEAR ADJUSTED	YEAR-END AUTHORIZED	DEPT. REQUEST	CAO RECOMMENDED	Δ FROM FY2018-19
FT	934	PROGRAM MANAGER	1.00	1.00	0.00	1.00	1.00	1.00	0.00
FT	938	PAYROLL/PERSONNEL SPECIALIST	3.00	3.00	0.00	3.00	3.00	3.00	0.00
FT	941	PAYROLL/PERSONNEL SUPERVISOR	2.00	2.00	0.00	2.00	2.00	2.00	0.00
FT	1149	FISCAL SERVICES SUPERVISOR	1.00	1.00	0.00	1.00	1.00	1.00	0.00
FT	1425	PROGRAM COORDINATOR	1.00	1.00	0.00	1.00	1.00	1.00	0.00
		FUNDED POSITIONS	39.00	37.00	0.00	37.00	35.00	35.00	-2.00
		POSITIONS FROZEN INDEFINITELY							
TOTAL POSITIONS ALLOCATED			39.00	37.00	0.00	37.00	35.00	35.00	-2.00
D OPERATIONS									
FT	124	SENIOR FISCAL ASSISTANT	1.00	1.00	0.00	1.00	1.00	1.00	0.00
FT	135	SENIOR OFFICE ASSISTANT	1.00	1.00	0.00	1.00	1.00	1.00	0.00
FT	164	ADMINISTRATIVE SECRETARY	1.00	0.00	0.00	0.00	0.00	0.00	0.00
FT	177	FISCAL ASSISTANT I/II	1.00	1.00	0.00	1.00	1.00	1.00	0.00
FT	179	OFFICE ASSISTANT I/II	1.00	1.00	0.00	1.00	1.00	1.00	0.00
FT	626	ADMINISTRATIVE ANALYST I/II	1.00	1.00	0.00	1.00	1.00	1.00	0.00
FT	751	SENIOR EMPLOYMENT/TRAINING MGR.	0.00	0.00	1.00	1.00	1.00	1.00	0.00
FT	761	DEPARTMENT INFORMATION SYSTEMS TECH	1.00	1.00	0.00	1.00	1.00	1.00	0.00
FT	765	EMPLOYMENT/TRAINING PROGRAM COORD.	3.00	3.00	0.00	3.00	3.00	3.00	0.00
FT	768	VOCATIONAL COUNSELOR I/II	12.00	12.00	0.00	12.00	12.00	12.00	0.00
FT	770	EDUCATIONAL LAB INSTRUCTOR	1.00	1.00	0.00	1.00	1.00	1.00	0.00
FT	772	CLIENT SERVICES WORKER I/II	1.00	1.00	0.00	1.00	1.00	1.00	0.00
FT	776	ADMINISTRATIVE SERVICES OFFICER	1.00	1.00	0.00	1.00	1.00	1.00	0.00
FT	851	EMPLOYMENT/TRAINING MGR.	1.00	1.00	-1.00	0.00	0.00	0.00	0.00
D OPERATIONS									
FT	1734	SENIOR VOCATIONAL COUNSELOR	2.00	2.00	0.00	2.00	2.00	2.00	0.00
		FUNDED POSITIONS	28.00	27.00	0.00	27.00	27.00	27.00	0.00
		POSITIONS FROZEN INDEFINITELY							
TOTAL POSITIONS ALLOCATED			28.00	27.00	0.00	27.00	27.00	27.00	0.00
TERANS SERVICE OFFICE									
FT	179	OFFICE ASSISTANT I/II	1.00	1.00	0.00	1.00	1.00	1.00	0.00
FT	672	VETERANS SERVICE OFFICER	1.00	1.00	0.00	1.00	1.00	1.00	0.00
FT	675	VETERANS SERVICE REP	2.00	2.00	0.00	2.00	2.00	2.00	0.00
		FUNDED POSITIONS	4.00	4.00	0.00	4.00	4.00	4.00	0.00
		POSITIONS FROZEN INDEFINITELY							
TOTAL POSITIONS ALLOCATED			4.00	4.00	0.00	4.00	4.00	4.00	0.00
RARY									
FT	112	BOOKMOBILE LIBRARY ASST (37.5 HR)	1.00	1.00	0.00	1.00	1.00	1.00	0.00
FT	156	LIBRARY SHIPPING CLERK (37.5 HR)	1.00	1.00	0.00	1.00	1.00	1.00	0.00
FT	157	LIBRARY ASSISTANT I/II (37.5 HR)	5.00	5.00	0.00	5.00	5.00	5.00	0.00
FT	167	EXECUTIVE SECRETARY (MC)	1.00	1.00	0.00	1.00	1.00	1.00	0.00
FT	652	LIBRARY DIVISION MANAGER	2.00	1.00	0.00	1.00	1.00	1.00	0.00
FT	653	LIBRARIAN I/II (37.5 HR)	6.00	6.00	0.00	6.00	2.00	2.00	-4.00

T			FY 2017-18	FISCAL YEAR 2018-19			FISCAL YEAR 2019-20		
			YEAR-END	BOARD	MID-YEAR	YEAR-END	DEPT.	CAO	Δ FROM
TYPE	CLASSIFICATION NO./TITLE		AUTHORIZED	ADOPTED	ADJUSTED	AUTHORIZED	REQUEST	RECOMMENDED	FY2018-19
FT	655	ASSISTANT LIBRARY DIRECTOR	0.00	0.00	1.00	1.00	1.00	1.00	0.00
FT	657	SENIOR LIBRARY ASSISTANT (37.5 HR)	10.80	10.80	0.00	10.80	10.80	10.80	0.00
FT	658	SUPERVISING LIBRARIAN (37.5 HR)	1.00	1.00	0.00	1.00	3.00	3.00	2.00
FT	661	LIBRARY OPERATIONS MANAGER	1.00	1.00	0.00	1.00	1.00	1.00	0.00
FT	830	DIRECTOR OF LIBRARY SERVICES	1.00	1.00	0.00	1.00	1.00	1.00	0.00
	FUNDED POSITIONS		29.80	28.80	1.00	29.80	27.80	27.80	-2.00
	POSITIONS FROZEN INDEFINITELY								
TOTAL POSITIONS ALLOCATED			29.80	28.80	1.00	29.80	27.80	27.80	-2.00
IMBOLDT - DEL NORTE COOPERATIVE EXTENSION									
FT	165	SECRETARY (37.5 HR)	0.54	0.54	0.00	0.54	0.54	0.54	0.00
FT	167	EXECUTIVE SECRETARY (MC)	1.00	1.00	0.00	1.00	1.00	1.00	0.00
	FUNDED POSITIONS		1.54	1.54	0.00	1.54	1.54	1.54	0.00
	POSITIONS FROZEN INDEFINITELY								
TOTAL POSITIONS ALLOCATED			1.54	1.54	0.00	1.54	1.54	1.54	0.00
)UNTY PARKS									
FT	219	PARKS SUPERVISOR	1.00	1.00	0.00	1.00	1.00	1.00	0.00
FT	265	SENIOR PARK CARETAKER	1.00	1.00	1.00	2.00	2.00	2.00	0.00
FT	272	PARK CARETAKER I/II	4.00	4.00	0.00	4.00	4.00	4.00	0.00
	FUNDED POSITIONS		6.00	6.00	1.00	7.00	7.00	7.00	0.00
	POSITIONS FROZEN INDEFINITELY								
TOTAL POSITIONS ALLOCATED			6.00	6.00	1.00	7.00	7.00	7.00	0.00
	TOTAL FUNDED POSITIONS		1683.60	1699.66	28.46	2383.12	2420.57	2410.57	203.45
	TOTAL POSITIONS FROZEN INDEFINITELY		90.50	72.00	0.00	71.00	12.00	12.00	-59.00
	GRAND TOTAL - POSITIONS ALLOCATED		1774.10	1771.66	28.46	2454.12	2432.57	2422.57	144.45

igures for all positions may be obtained by contacting Human Resources at (707) 476-2349 or on the
's website at www.humboldtgov.org (https://humboldtgov.org/317/Human-Resources)

Fixed Asset Allocations by Budget Unit for FY 2019-20

Budget Unit	Explanation	Fixed Asset Description	Account	No. of Units	Unit Cost	Department Requested	CAO Recommended
Fixed Assets:							
1100 140 Elections							
	Replacement of voting elections equipment that will no longer be approved for use in California.	Voting Equipment	8983 Voting Equipment			961,019	961,019
					Total Fixed Assets	961,019	961,019
1100 162 Facility Management							
	Repair of the roll up gates in the basement parking area of the courthouse.	Building Modifications	8998 Building Modification			101,200	101,200
					Total Fixed Assets	101,200	101,200
1100 168 County Surveyor							
	Purchase Robotic Total Station and Controller surveyor equipment to replace manual "total station survey instrument" purchased in 2008 that has reached its useful life.	Survey Equipment	8374 Survey Equipment	1	59,000	59,000	59,000
					Total Fixed Assets	59,000	59,000
1100 170 Capital Projects							
	Carry forward from fiscal year 2015-16 for Corrections Resource Center. Construction of a new facility to expand services and programs currently located in leased space.	Corrections Resource Center (170223)	8469 Corrections Resource Center			18,495,584	18,495,584
	Carry forward from fiscal year 2016-17 for the Electrical Transformers project to replace outdated transformers that have the potential to fail and cut off power to the courthouse.	Electrical Transformers (170239)	8626 Electrical Transformers			980,000	980,000
	Carry forward from fiscal year 2015-16 for the repairs to the Eureka Veterans Building that resulted from the 2010 earthquake.	Eureka Veterans Building (210502)	8823 Veterans Building			1,088,059	1,088,059
	Carry forward from fiscal year 2017-18 for ADA upgrades to commercial driveway and sidewalk replacement projects and ADA site and parking upgrades.	ADA Projects (170228 & 170238)	8842 ADA Projects			209,510	209,510
	Carry forward from fiscal year 2015-16 for the replacement of the Juvenile Hall facility. The county received funding from the state through SB 81 for upgrades and replacement of the existing building.	Juvenile Hall Renovation Project (170212)	8891 Juvenile Hall Renovation			8,810,000	8,810,000
	Carry forward from fiscal year 2017-18 for the Garberville Veteran's buildings, and other county facilities.	Garberville Veterans Building	8935 Garberville Veterans Building			50,000	50,000
	Carry forward from fiscal year 2015-16 for the Public Defender Building Replacement. This building has ADA issues, extensive deferred maintenance and does not suit the needs of the programs currently using it.	County Building #289 Replacement (PD) (170230)	8958 Co Building #289 Replacement			1,098,287	1,098,287
	Carry forward from fiscal year 2015-16 for the Ag Center Weights and Measure building replacement. The existing metal building is rusted and portions were damaged by wind and had to be demolished. This has resulted in the Ag Departments large weight truck being stored at a remote location in McKinleyville.	County Building #101 (Ag Shop) (170229)	8959 County Building #101 (AG Shop)			1,140,000	1,140,000
	Carry forward from fiscal year 2016-17 with additional funding to relocate, replace and modernize HVAC units housed on the 5th Floor of the Courthouse and for the District Attorney's remodel project of the 5th Floor. Much of this space is currently underutilized and needs to be remodeled to accommodate District Attorney programs.	Courthouse Renovations/Remodel (162433)	8966 Courthouse Renovation/Remodel			2,565,609	2,565,609
	Carry forward from fiscal year 2018-19 for roofing, flooring and electrical repairs at the Fortuna Veterans Hall.	Fortuna Veterans Building	8934 Fortuna Veterans Building			25,000	25,000
	Courthouse repairs including mounting conduit, cabling, painting and other deferred maintenance.	Courthouse Modifications (170227)	8967 Courthouse Modifications			75,000	75,000
	Carry forward from fiscal year 2018-19 for Installation of safety netting in the Correctional Facility.	Building Modifications (170236)	8998 Building Modification			159,970	159,970

Fixed Asset Allocations by Budget Unit for FY 2019-20

Budget Unit	Explanation	Fixed Asset Description	Account	No. of Units	Unit Cost	Department Requested	CAO Recommended
1100 170 Capital Projects							
	Carry forward from fiscal year 2018-19 for installation of audio visual equipment at the Eureka Veterans Building.	Audio Visual System (170247)	8706 Audio Visual System			101,200	101,200
	Carry forward from fiscal year 2017-18 for replacement of courthouse roof.	Roof Replacement (170245)	8823 Roof Replacement			599,617	599,617
					Total Fixed Assets	35,397,836	35,397,836
1100 205 District Attorney							
	Carry forward from fiscal year 2016-17. Installation of new flooring.	Building Modification (162511)	8998 Building Modification	1	200,000	200,000	200,000
	Renewal and building of interface for electronic report submission from law enforcement agencies through DA case management system.	Computer Software	8533 Computer Software	1	11,000	11,000	11,000
						211,000	211,000
					Total Fixed Assets	211,000	211,000
1100 221 Sheriff							
	Mobile X-Ray unit for Coroner's Office.	Sheriff Equipment	8861 Sheriff Equipment	1	55,100	55,100	55,100
	McKinleyville sub-station parking lot paving.	Parking lot paving	8186 Parking Log Improvements		38,000	38,000	38,000
	Operations vehicle for performing background checks.	Vehicle-Van	8774 Vehicle-Van	1	34,000	34,000	34,000
	Record Management System (RMS) - Capital lease Year 2 payment for computer-aided dispatch and records management system.	CAD RMS	8529 CAD RMS		268,970	268,970	268,970
					Total Fixed Assets	396,070	396,070
1100 243 Correctional Facility							
	Replace 20 year old equipment gun lockers for staff.	Sheriff Equipment	8861 Sheriff Equipment	1	6,000	6,000	6,000
	Serving conveyor table for Correctional kitchen.	Sheriff Equipment	8861 Sheriff Equipment	1	5,299	5,299	5,299
	Two double convection ovens for correctional kitchen.	Double convection oven	8451 Oven	2	12,000	24,000	24,000
	Smartboard for briefing conference room, 5 year capital lease, year 1 of lease.	Smartboard	8128 Blackboard Hand/Electronic	1	3,814	3,814	3,814
	Replace, upgrade 17-year-old analog security system in Correctional Facility.	Correctional Facility security system	8186 Improvements	1	4,000,000	4,000,000	0.00
	Replace roof at Correctional Facility.	Roof Replacement	8186 Improvements	1	500,000	500,000	0.00
	Carry forward from fiscal year 2018-19 of additional funding for installation of safety netting in the Correctional Facility.	Jail Netting	8186 Improvements			176,830	176,830
	Insert for transport van for inmate transports.	Insert for Transport Van	8861 Sheriff Equipment	1	55,000	55,000	55,000
					Total Fixed Assets	4,770,943	270,943
1100 254 Regional Facility							
	Carry forward from fiscal year 2018-19. Regional Facility HVAC Replacement Project.	HVAC Units (162543)	8428 HVAC System	4	16,072	64,287	64,287
	Replace roof at Regional Facility.	Roof Replacement	8186 Improvements	1	400,000	400,000	0.00
					Total Fixed Assets	464,287	64,287
1100 261 Agricultural Commissioner							
	New 4 wheel drive vehicle to perform local and state inspections and duties related to the cannabis cultivation inspection program.	4 Wheel Drive Vehicle	8777 Vehicle-Auto	1	36,000	36,000	36,000
	Carry forward from fiscal year 2018-19. Replacement of flooring and ADA improvements in public restrooms.	Building Improvements	8186 Improvements			158,949	158,949
					Total Fixed Assets	194,949	194,949
1100 268 Planning & Building-Cannabis Planning							
	Additional vehicles for cannabis inspections to verify compliance with approved cultivation permits. 4-Wheel Drive trucks, single cab, two door, base model.	4-Wheel Drive Trucks	8771 Vehicle - Truck	2	35,000	70,000	0.00
					Total Fixed Assets	70,000	0.00

Fixed Asset Allocations by Budget Unit for FY 2019-20

Budget Unit	Explanation	Fixed Asset Description	Account	No. of Units	Unit Cost	Department Requested	CAO Recommended
1100 278 Animal Shelter							
	Specialized power washer for animal shelter.	Power Washer	8803 Power Washers	2	5,340	10,681	10,681
	Animal control vehicle which includes animal transport unit.	Vehicle Van	8774 Vehicle-Van	1	81,000	81,000	81,000
					Total Fixed Assets	91,681	91,681
1100 298 Public Works Measure Z							
	Brush cutters and brush chipper.	Brush Cutter	8254 Brush Chipper	3	330,000	330,000	0.00
	Brush chipper.	Brush Chipper	8254 Brush Chipper	1	40,000	40,000	0.00
	Trailer to haul brush cutters.	Trailer	8779 Trailer	2	42,000	84,000	0.00
	Miscellaneous equipment.	Equipment	Equipment	1	10,000	10,000	0.00
					Total Fixed Assets	464,000	0.00
1100 438 Solid Waste							
	Replacement of damaged/unserviceable container site garbage storage bins.	Solid Waste Container	8791 Solid Waste Container	2	8,500	17,000	17,000
	Carry forward from fiscal year 2018-19. Deferred Redway Transfer Station construction project. The existing facility is not designed to accommodate current use levels, required services and regulations.	Redway Transfer Station	8943 Redway Transfer Station			800,000	800,000
					Total Fixed Assets	817,000	817,000
1100 494 Homeland Security Grant Programs							
	License plate reader for patrol.	License Plate Reader	8861 Sheriff Equipment	1	21,907	21,907	21,907
					Total Fixed Assets	21,907	21,907
1100 632 Cooperative Extension							
	Purchase of a 4-wheel drive truck. Currently UCCE has a two-door truck that is scheduled to be replaced in FY 2019-20, and depreciation value will not replace the current vehicle.	4-Wheel Drive Truck	8771 Vehicle-Truck	1	14,625	14,625	14,625
					Total Fixed Assets	14,625	14,625
1100 713 Parks and Recreations							
	Purchase of a truck for Parks caretaker.	Vehicle-Truck	8771 Vehicle-Truck	1	32,000	32,000	32,000
					Total Fixed Assets	32,000	32,000
			Total Fixed Assets 1100 - General Fund			**44,067,517**	**38,633,517**
1160 508 CWS							
	Fleet vehicles.	Vehicle - Truck	8771 Vehicle-Truck	3	30,000	90,000	90,000
	Building modifications and ADA barrier removal at the Plaza to accommodate unexpected program needs once programs take residency.	Building Modification	8998 Building Modification			250,000	250,000
	LED upgrades.	Building Modification	8998 Building Modification			25,000	25,000
	Architectural Services - Plaza.	Building Modification	8998 Building Modification			100,000	100,000
					Total Fixed Assets	465,000	465,000
1160 511 Social Services							
	Upgrade/Replacement of modular buildings.	Building Modification	8998 Building Modification			500,000	500,000
	ADA upgrades at various locations.	Building Modification	8998 Building Modification			250,000	250,000
	Building modifications to new site in McKinleyville. To accommodate unexpected program needs once programs take residency, such as Data Drops, phone lines, etc.	Building Modification	8998 Building Modification			10,000	10,000
	Building modifications to new site in Willow Creek. To accommodate unexpected program needs once programs take residency, such as Data Drops, phone lines, etc.	Building Modification	8998 Building Modification			15,000	15,000
	Building modifications at 929 Koster Street, Eureka. To replace flooring and transform the closet mop shower.	Building Modification	8998 Building Modification			50,000	50,000

Fixed Asset Allocations by Budget Unit for FY 2019-20

Budget Unit	Explanation	Fixed Asset Description	Account	No. of Units	Unit Cost	Department Requested	CAO Recommended
1160 511 Social Services							
	Building modifications at 727 Cedar, Garberville for new exterior paint and ADA modifications.	Building Modification	8998 Building Modification			16,500	16,500
	Building Modifications at 3306 Renner Dr., Fortuna. To accommodate unexpected program needs once programs take residency.	Building Modification	8998 Building Modification			50,000	50,000
	LED upgrades at all Department of Health and Human Services locations.	Building Modification	8998 Building Modification			25,000	25,000
	Upgrade fire alarm system and electrical closet at 727 Cedar, Garberville.	Building Modification	8998 Building Modification			4,950	4,950
	Air conditioning installation at 720 Wood Street, Eureka.	HVAC System	8428 HVAC System	1	30,500	30,500	30,500
	Purchase of a truck for fleet.	Vehicle-Truck	8771 Vehicle-Truck	1	30,000	30,000	30,000
	Access Management Tool (ITSM), AssetPulse RFID Inventory System M&S and additional hardware for growth, AT&T NetBond for cloud services, EMPS Employee Services software to OneSolution, Enterprise Content Management: LaserFiche, ExecuTime (Tyler Technologies), Netmotion Mobility XE VPN software maintenance & Support Network port management software to secure ports that access our network.	Computer Software	8965 Computer Software			712,200	712,200
					Total Fixed Assets	1,694,150	1,694,150
			Total Fixed Assets 1160 - Social Services Fund			**2,159,150**	**2,159,150**
1170 424 Mental Health Administration							
	Carry forward from fiscal year 2015-16 of Public Works recommended generator upgrade for emergency power at 720 Wood Street, Eureka.	Generator	8760 Generator	1	50,000	50,000	50,000
	Carry forward from fiscal year 2013-14 building improvements at the Clark Campus for roof repair, window upgrades, Sempervirens renovations and security and elevator upgrade.	Building Modification (162588, 162413, 162647)	8998 Building Modification		705,000	705,000	705,000
					Total Fixed Assets	755,000	755,000
			Total Fixed Assets 1170 - Mental Health Fund			**755,000**	**755,000**
1175-411 Hazardous Materials Program							
	Heavy duty SUV for Sheriff assisted warrant inspections.	SUV Vehicle	8777 Vehicle - Auto			35,000	0.00
					Total Fixed Assets	35,000	0.00
1175-416 Public Health Field Nursing							
	New shed at Willow Creek Outstation.	Building	8184 Building	1	10,000	10,000	10,000
	Upgrade to the fire alarm system at 727 Cedar, Garberville.	Building Modification	8998 Building Modification			3,335	3,335
	ADA modifications and exterior paint at 727 Cedar, Garberville.	Improvements	8186 Improvements			20,835	20,835
					Total Fixed Assets	34,170	34,170
1175 422 Clinic Services							
	The Immunization refrigerator must maintain steady temperature to maintain vaccines.	Refrigerator	8437 Refrigerator	1	6,100	6,100	6,100
					Total Fixed Assets	6,100	6,100
1175 435 Public Health Laboratory							
	Carry forward from fiscal year 2018-19. It is anticipated that the Public Health Lab will have the opportunity to apply for the purchase of lab testing equipment, known as the Gene Expert, through the Homeland Security Grant. Due to the Federal shutdown the agreement for Homeland Security funding was delayed, thus delaying the purchase of equipment associated with the agreement.	Equipment	8989 Equipment-Miscellaneous	1	103,370	103,370	103,370
					Total Fixed Assets	103,370	103,370

Fixed Asset Allocations by Budget Unit for FY 2019-20

Budget Unit	Explanation	Fixed Asset Description	Account	No. of Units	Unit Cost	Department Requested	CAO Recommended
1175 437 CARE NorCAP							
	Retrofitted van to use in community outreach and Hep C & HIV testing. Public Health and Motor pool have coordinated the purchase and acquisition of the replacement vans through Motor Pool funds. The funds to retrofit the vans will be paid for with Public Health funds. As the acquisition of the vans occurred later than anticipated, county Purchasing has advised to budget for the retrofitting in fiscal year 2019-20.	Vehicle	8774- Vehicle Van		45,000	89,999	89,999
					Total Fixed Assets	89,999	89,999
					Total Fixed Assets 1175 - Public Health Fund	**268,639**	**233,639**
1180 431 Healthy Moms Program							
	To complete VDNA site conversion for Healthy Moms facility at 2910 H Street, Eureka.	Telephone System	8174 Telephone System			35,000	35,000
	Replacement of playground mats at Healthy Moms at 2910 H Street, Eureka.	Safety Equipment	8862 Safety Equipment	1	30,000	30,000	30,000
	Address drainage issue on grounds of County Healthy Moms facility at 2910 H Street, Eureka.	Landscaping (162434)	8968 Landscaping			35,000	35,000
	Therapy equipment for evidence-based practice treatment program Parent Child Interaction Therapy at 2910 H Street, Eureka.	Medical Equipment	8921 Medical Equipment			12,350	12,350
	Wiring upgrade, roof repair and exterior paint at Healthy Moms facility.	Building Modification	8998 Building Modification	1	80,000	80,000	80,000
					Total Fixed Assets	192,350	192,350
					Total Fixed Assets 1180 - Alcohol & Other Drugs Fund	**192,350**	**192,350**
1200 321 Roads Engineering							
	Phase 1 of the ADA Curb Ramp Improvements project, in the unincorporated areas surrounding the City of Eureka, which include Cutten, Myrtletown, Rosewood, and Pine Hill.	ADA Curb Ramp Improvements Project	0335 ADA Curb Ramp Improvements			1,525,000	1,525,000
	Mitchell Rd Storm Damage Repair PM 1.49.	Mitchell Rd Storm Damage Repair	0336 Mitchell Rd Storm Damage			1,450,000	1,450,000
	Lower Cappell Rd Storm Damage Repair PM 1.49.	Lower Cappell Rd Storm Damage Repair	0337 Lower Cappell Rd Storm			150,000	150,000
	Pedestrian Safety Crossing project at Myrtle Avenue at Pennsylvania Avenue, on Harrison Avenue at Roane Avenue, and on Harris Street at Redwood Acres.	Pedestrian Safety Crossing Project	0338 Pedestrian Safety Crossing			100,000	100,000
	Stanford Dr. Storm Damage Repair PM .08.	Stanford Dr. Storm Damage Repair	0339 Stanford Dr. Storm Repair PM			200,000	200,000
	Williams Creek Bridge Replacement .	Williams Creek Bridge Replacement	0330 Williams Creek Bridge Replace			76,345	76,345
					Total Fixed Assets	3,501,345	3,501,345
1200 322 Roads - Right of Way							
	Purchase Robotic Total Station and Controller surveyor equipment to replace manual "total station survey instrument" purchased in 2008 that has reached its useful life.	Survey Equipment	8374 Survey Equipment	1	59,000	59,000	59,000
					Total Fixed Assets	59,000	59,000
1200 325 Roads Maintenance							
	Purchase and installation of two flat car bridges at locations to be determined during project work.	Flat Car Bridge	8938 Flat Car Bridge	2	27,500	55,000	55,000
					Total Fixed Assets	55,000	55,000
					Total Fixed Assets 1200 - Roads Fund	**3,615,345**	**3,615,345**
1500 621 County Library							
	Generator Replacement.	Generator	8760 Generator			50,000	0.00
	Water Heater Replacement.	Water Heater	8913 Water Heater			10,000	0.00
					Total Fixed Assets	60,000	0.00
					Total Fixed Assets 1500 - Library Fund	**60,000**	**0.00**

Fixed Asset Allocations by Budget Unit for FY 2019-20

Budget Unit	Explanation	Fixed Asset Description	Account	No. of Units	Unit Cost	Department Requested	CAO Recommended
1710 715 Bicycles & Trailways							
	Carry forward project from fiscal year 2011-12 for the Annie and Mary Trail. This trail is proposed to go in the existing railroad right of way between Arcata and Blue Lake.	Annie and Mary Trail	8945 Annie & Mary Trail			5,000	5,000
	Carry forward project from fiscal year 2014 -15 with additional funding in the current year of $1,635,000 for the Humboldt Bay Trail. This is a new pedestrian and bike trail between Arcata and Eureka along Highway 101.	Humboldt Bay Trail	8946 Humboldt Bay Trail			2,385,000	2,385,000
	Carry forward project from fiscal year 2016 - 17 for the Manila Bike Path.	Manila Bike Path	8947 Manila Bike Path			155,000	155,000
					Total Fixed Assets	2,545,000	2,545,000
1710 716 McKay Community Forest							
	Carry forward project from fiscal year 2018-19 for the construction of recreational trails.	McKay Trail	8944 McKay Trail			10,000	10,000
	Phase II acquisition of land for McKay Community Forest.	Land	8017 Land			1,350,000	1,350,000
					Total Fixed Assets	1,360,000	1,360,000
			Total Fixed Assets 1710 - Transportation Fund			**3,905,000**	**3,905,000**
3500 351 Motor Pool							
	Vehicle Replacement.	Vehicle-Truck	8771 - Vehicle Truck	12	37,625	451,500	451,500
	Vehicle Replacement.	Van	8774 - Van	16	38,532	616,500	616,500
	Vehicle Replacement.	Vehicle-Auto	8777 - Vehicle Auto	19	39,131	743,480	743,480
					Total Fixed Assets	1,811,480	1,811,480
			Total Fixed Assets 3500 - Motor Pool Fund			**1,811,480**	**1,811,480**
3521 151 Communications							
	Animal Shelter and Public Defender phone system reconfiguration and update. After a detailed county-wide inventory is completed additional departments may require updates.	Telephone Systems	8174 Telephone System			56,853	56,853
	Replacement of approximately 20 older mobile radios for Public Works.Purchase of a back-up generator for Rogers Peak tower. Purchase of 4 handheld radios as emergency back-ups.	Radio-Equipment	8690 - Radio Equipment			50,000	50,000
	Humboldt County Regional Radio System Replacement Project managed by Motorola Solutions, Inc. to provide, install and test radio infrastructure equipment and software for the communications system utilized by the Sheriff's Office and Public Works.	Radio Infrastructure Project	8074-Communications Equipment			4,480,393	4,480,393
					Total Fixed Assets	4,587,246	4,587,246
			Total Fixed Assets 3521 - Communications Fund			**4,587,246**	**4,587,246**
3530 381 Arcata Eureka Airport							
	Carry forward from fiscal year 2016-17. Improvements to bring restaurant to code.	Building Improvements	8186 Improvements			25,000	25,000
3530 381 Arcata Eureka Airport							
	Carry forward from prior fiscal year for replacement of current unserviceable boiler unit.	Boiler	8838 Boiler	1	63,000	63,000	63,000
	Replace current jet fuel tanker as it is at its end of useful life.	Jet fuel tanker	8242 Jet fuel tanker	1	60,000	60,000	60,000
	Replace current self fuel system as it is at its end of useful life.	Self fuel system	8856 Self fuel system	1	40,000	40,000	40,000
	Fuel pump for jet fuel tank.	Fuel pump	8240 Fuel pump	1	1,000	1,000	1,000
					Total Fixed Assets	189,000	189,000
			Total Fixed Assets 3530 - Aviation Enterprise Fund			**189,000**	**189,000**
3539 170 Capital Projects - Aviation							
	Carry forward from fiscal year 2017-18. Arcata Airport improvements.	Arcata Airport Improvements	8851 Arcata Airport Improvements			11,470	11,470
	Carry forward from fiscal year 2016-17. Murray Field Runway Rehab.	Murray Field Runway Rehab	8899 Murray Field Runway Rehab			124,804	124,804
	Carry forward from fiscal year 2017-18. ACV ARFF Construction - Phase 4.	ACV ARFF Construction	8900 ACV ARFF			3,697,570	3,697,570

Fixed Asset Allocations by Budget Unit for FY 2019-20

Budget Unit	Explanation	Fixed Asset Description	Account	No. of Units	Unit Cost	Department Requested	CAO Recommended
3539 170 Capital Projects - Aviation							
	Airfield Electrical System.	Airfield Electrical System	8018 Airfield Electrical System			57,208	57208.00
					Total Fixed Assets	3,891,052	3,891,052
			Total Fixed Assets 3539 - Aviation Capital Projects Fund			**3,891,052**	**3,891,052**
3550 118 Information Technology							
	Purchase county wide Microsoft Office 365 licenses.	Microsoft Office 365 licenses	8066 Computer Equipment	2,300.00	232.13	533,888	533,888
	Purchase additional required security software.	IT Security software	8066 Computer Equipment	1.00	30,080	30,080	30,080
	Replace current file server as it is outdated.	Dell File Server	8066 Computer Equipment	1.00	33,000	33,000	33,000
	Replace current switches as they are at end of life.	Cisco network switches	8066 Computer Equipment		22,000	22,000	22,000
					Total Fixed Assets	618,968	618,968
			Total Fixed Assets 3550 - Information Technology Fund			**618,968**	**618,968**
3552 152 ADA Compliance							
	Purchase 2 Wheel Drive, 4 door, short bed, utility boxes and lumber rack for ADA Carpenters.	2 Wheel Drive Truck	8771 Vehicle - Truck	1	40,000	40,000	40,000
	Additional ADA improvements at Clam Beach.	Clam Beach Improvements	8828 Clam Beach Improvements			100,000	100,000
	ADA improvements of showers and stairs in the Correctional Facility.	Correctional Facility ADA	8830 Correctional Facility ADA			2,201,720	2,201,720
	Design and Construction of the Garberville Government Complex.	Garberville Government Complex	8832 Garberville Government Complex			550,000	550,000
	ADA improvements at the Humboldt County, Garberville, Fortuna and McKinleyville Libraries.	Library ADA	8841 Library ADA			850,284	850,284
	ADA improvements.	ADA Capital Projects	8842 ADA Capital Projects			898,481	898,481
	ADA improvements to airport facilities.	Airport ADA	8844 Airport ADA			26,436	26,436
	ADA improvements at the Regional Facility.	Regional Facility Construction	8865 Regional Facility Construction			400,000	400,000
	Additional ADA improvements at 720 Wood.	720 Wood ADA	8897 720 Wood ADA			100,000	100,000
	Additional ADA improvements at Social Services Building A.	Building A ADA	8905 Building A ADA			18,000	18,000
	Additional ADA improvements at the Fortuna Veterans Hall.	Fortuna Veterans Building	8934 Fortuna Veterans Building			291,705	291,705
	ADA improvements at the Ferndale Veterans Hall.	Ferndale Veterans Building	8936 Ferndale Veterans Building			250,000	250,000
	ADA improvements at the Juvenile Probation Office.	Juvenile Probation Main ADA	8960 Juvenile Probation Main ADA			400,000	400,000
	Additional ADA improvements at the Humboldt County Courthouse.	Courthouse Modifications	8967 Courthouse Modifications			100,000	100,000
	Additional ADA improvements at the Animal Shelter.	Animal Shelter	8969 Animal Shelter			372,688	372,688
			Total Fixed Assets 3552 - ADA Compliance Fund			**6,599,314**	**6,599,314**
					Total Fixed Assets	**72,720,061**	**67,191,061**

FY 2019-20
PROPOSED BUDGET



SECTION J:
Glossary & Index

Glossary
Alphabetical Index
Numerical Index
Measure Z

COUNTY OF HUMBOLDT
The Home of the Redwoods

2 CFR PART 200: Code of Federal Regulations, which replaces the Federal Office of Management and Budget's Circular No. A-87, establishing uniform administrative requirements, cost principles, and audit requirements for federal awards to non-federal entities for the allocation of central administrative and overhead expenses to county departments under the Countywide Cost Allocation Plan.

ACCRUAL BASIS OF ACCOUNTING: A method of accounting that recognizes the financial effect of transactions, events, and inter-fund activities when they occur, regardless of the timing of related cash flows.

ADJUSTED BUDGET: The adopted budget as amended through formal action of the Board of Supervisors.

A-87: See 2 CFR Part 200

ALLOCATED POSITIONS: All positions included in the county's salary resolution. Appropriations may not always be made to fund all allocated positions.

APPROPRIATION: An authorization granted by the Board of Supervisors to make expenditures and to incur obligations for specific purposes. An appropriation expires at year-end.

ASSESSED VALUATION: A valuation set upon real estate or other property by the Assessor's Office as a basis for levying taxes.

AUDIT: An independent, formal examination of accounts and records to ascertain the extent of transparency for all financial and financial records.

AVAILABLE FUND BALANCE: That portion of the fund balance, which is free, unencumbered and available for financing expenditures and other funding requirements.

BALANCED BUDGET: A proposed or adopted financial plan in which the carry-forward balance plus current-year revenues equal or exceed the planned expenditures.

BOND: A security issued by a public body, usually carrying a fixed rate of interest and a set date, called the bond's maturity, for redemption of the principal.

BUDGET: The planning and controlling document for financial operation with estimates of proposed expenditures and revenues for the fiscal year.

BUDGET ADOPTION: A formal process by which the budget is approved by the Board of Supervisors.

BUDGET UNIT: That classification of the budget expenditure requirements into appropriate, identified, or organizational units deemed necessary or desirable for control and information related to a particular financial operation or program.

BUSINESS LICENSE TAX: Most counties in California levy a business license tax. Tax rates are determined by each county, which collects the taxes. Business license tax is general purpose revenue and is deposited into a county's general fund.

Glossary

CAPITAL EXPENDITURE: Expenditures creating future benefits. A capital expenditure is incurred when the county adds value to an existing fixed asset with a useful life that extends beyond the taxable year and can be used to acquire or upgrade physical assets such as equipment, property, or industrial buildings.

CAPITAL OUTLAY: Expenditures which result in the acquisition of or addition to fixed assets. Significant capital projects are budgeted in a capital projects budget.

CAPITAL PROJECT: A program itemizing the county's acquisitions, additions and improvements to fixed assets, including buildings, building improvements and land purchases.

CASH: An asset account reflecting currency, coin, checks, postal and express money orders and bankers' drafts.

CASH FLOW: The net cash available for expenditures at any given point.

CERTIFICATES OF PARTICIPATION: Certificates issued for the purpose of financing the acquisition or construction of capital assets (infrastructure and public facilities.) COPs represent interests in the rental payments made under a tax-exempt lease.

COMMUNITY SERVICES DISTRICT: A governmental agency in the unincorporated area of the county that provides services and sets policies, ordinances, and regulations for the benefit of its residents. A Community Services District may be an independent district, which means it has its own independently-elected Board of Directors; or it may be a dependent district, where the County Board of Supervisors serves as the Board of Directors.

CONTINGENCY: An amount appropriated for unforeseen expenditure requirements.

CONTINGENCY RESERVE: A budgetary provision, not to exceed 15 percent of an appropriation, set aside to meet unforeseen expenditure requirements.

CONTRACTED SERVICES: Expense of services rendered under contract by personnel who are not on the payroll of the jurisdiction, including all related expenses covered by the contract.

COST APPLIED: Transactions that represent the recording of direct expenses from the department incurring the expense to the department receiving the benefit associated with the expense.

COUNTYWIDE COST ALLOCATION PLAN: The documentation, approved by the State Controller's Office, identifying the process whereby county central service costs are assigned to the benefiting departments or activities on a reasonable and consistent basis, pursuant to the Code of Federal Regulations 2 CFR Part 200.

CURRENT REVENUE: Revenues of a governmental unit, which are available to meet expenditures of the current fiscal year.

DEBT SERVICE: The payment of matured interest and principal on debt, or the accumulation of money for meeting such payments during any given accounting period.

DELINQUENT TAXES: Taxes remaining unpaid on and after the date on which a penalty for nonpayment is attached.

DEPARTMENT: A designation used by county management to organize and manage programs of a similar nature. For example, engineering, airport operations, road maintenance, public facilities construction, and related services are organized within the Department of Public Works.

DISCRETIONARY REVENUE: Unencumbered and undesignated revenues which have not been reserved for any special purpose nor set aside for any specific program; not restricted by legal or contractual requirements.

DIVISION: A sub-unit of a county department, typically organized for the purpose of providing a specific set of services or functions.

EARMARKED FUNDS: Revenues designated by statute or Constitution for a specific purpose.

EMPLOYEE BENEFITS: Amounts paid on behalf of employees; these amounts are not included in the gross salary. They are fringe benefit payments, and, while not paid directly to employees, they are nevertheless a part of the cost of salaries and benefits. Examples are group health or life insurance payments, contributions to employee retirement, Social Security taxes, workers' compensation payments, and unemployment insurance payments.

ENCUMBRANCE: An obligation in the form of a purchase order, contract, or other commitment that is chargeable to an appropriation. Available appropriations and fund balance are reduced by the amount of outstanding encumbrances.

ENTERPRISE FUND: A fund established to account for operations that are financed and operated in a manner similar to private business enterprises, where the intent of the government body is that the costs of providing goods or services to the general public on a continuing basis be financed or recovered primarily through user charges.

ESTIMATED ACTUAL: An estimate that is developed prior to the close of the fiscal year, usually during the mid-year budget review, that includes the actual revenues and expenditures that are expected to be realized in a budget for the entire fiscal year.

EXPENDITURE: The payment or recording of the liability for the cost of goods delivered or services rendered during the fiscal year.

EXPENDITURE TRANSFERS: Reimbursement of funds to a provider budget unit for services/supplies received by another budget unit; transactions of this nature are limited to budgets within the same fund. Also known as "cost reimbursements."

FEES, CHARGES AND ASSESSMENTS: As distinguished from a tax, a fee is a charge imposed on an individual for a services provided to that person. A fee may not exceed the estimated reasonable cost of providing the particular service or facility for which the fee is charged, plus overhead. Assessments are charges levied to pay for public improvements or services within a predetermined district or area, according to the benefit the parcel receives from the Improvement or services. The rules and procedures for assessments are provided

by the California Constitution, Article XI, Section 7 (Prop. 218).

FIDUCIARY FUND: Fiduciary funds are used to account for assets held in a trustee or agency capacity for others and which, therefore, cannot be used to support the county's own programs.

FINAL BUDGET: The budget document formally approved by the Board of Supervisors after the required public hearings and deliberations on the proposed budget, together with the subsequent additions, cancellations, or transfers. By statute, the Board of Supervisors must approve a final budget by October 2nd of each year.

FISCAL YEAR: A twelve-month period designated as the operating year for accounting and budgeting purposes in an organization. In California, the fiscal year is July 1 through June 30.

FIXED ASSET: A tangible item of a long-term character such as land, buildings, furniture, and other equipment with a unit cost in excess of $5,000.

FROZEN POSITION: A method of defunding a full-time equivalent (see definition below) position that a department or division is unable to fill for an indefinite period due to operational needs or budgetary constraints.

FULL-TIME EQUIVALENT: A method of quantifying and allocating staffing levels, based on a full-time (FTE) work schedule. One worker may perform functions for several programs, and that person's salary and benefits would be divided among those programs for funding according to how much of the person's time is spent for each program. For example, a person who devoted three days of work per week to one program would be assessed against that program as 0.6 (24 hours divided by 40) FTE.

FUND: An accounting entity in which expenditures and available financing balance with each other, comparable to an individual bank account. Funds are established to account for specific activities and are subject to special limitations.

FUND BALANCE: The difference between fund assets and fund liabilities of a governmental fund. A portion of this balance may be available to finance the next year's budget.

GENERAL FUND: The main operating fund used to account for county-wide financial resources and liabilities, except those that require separate fund accounting. Major sources of county general fund revenue include sales and use tax, property tax, the vehicle license fee subvention from the state, and local taxes, including business license tax, hotel tax, and franchise fees.

GENERAL PURPOSE REVENUE: Property taxes and non-program revenues that are not restricted for a specific purpose. (The term General Purpose Revenue has the same meaning as discretionary revenue.)

GENERAL RESERVE: An account for funds that are reserved for use only in the event of severe financial hardship, natural catastrophes, or other extreme emergency situations.

GOVERNMENTAL FUND: The governmental fund category includes the General Fund, special revenue funds, capital projects funds, debt service funds and permanent funds. Governmental Funds are typically used to account for tax-supported activities.

GRANT: A monetary contribution by a government or an organization to financially support a particular function or purpose.

INTERGOVERNMENTAL REVENUE: Counties also receive a substantial amount of revenue from other government agencies, principally the state and federal governments. These revenues include general or categorical support monies called "subventions," as well as grants for specific projects, and reimbursements for the cost of some state mandates.

INTERNAL SERVICE FUND (ISF): A budget unit created to perform specified services for other county departments on a cost for service basis. The services performed are charged to the using department. Example: Information Services.

LIABILITY: An obligation to pay for or provide services to another entity as a result of a past transaction.

MANDATED PROGRAMS: Mandated programs are those programs and services that the county is required to provide by specific state and/or federal law. The state or federal government may or not provide funding for the mandated program or service.

MATCH: The term "match" refers to the percentage of local discretionary county monies in the General Fund that by law must be used to match a certain amount of state and/or federal funds. For example, for the majority of welfare aid payments the county must match every 95 state dollars they receive, with five dollars from the county's General Fund.

MODIFIED ACCRUAL: Basis of accounting according to which revenues are recognized in the accounting period in which they become available and measurable, and expenditures are recognized in the accounting period in which the fund liability is incurred, if measurable, except for unmatured interest on general long-term debt and certain similar accrued obligations, which should be recognized when due.

OPERATING TRANSFERS IN: Payment received for services and/or supplies expended for another institution, agency or person. Transfers of revenues and appropriations between funds.

OPERATING TRANSFERS OUT: Expenditures for services and/or supplies which correspond to Operating Transfers In.

OTHER CHARGES: A category of appropriations usually used for centrally-provided services, such as information technology services and the 2 CFR Part 200 cost allocation plan charges.

OVERHEAD: Those costs necessary in providing goods/service that are not directly traceable to the goods/service, such as rent, utilities, management and supervision.

PERFORMANCE MEASURE: A quantitative means of assessing the efficiency and effectiveness of services performed by departments and divisions.

PROGRAM REVENUE: Revenue that is derived from and dedicated to specific program operations.

PROPERTY TAX: The property tax is a tax imposed on real property and tangible personal property. Property

tax is levied as a percentage of the assessed valuation of a real estate parcel. California Constitution Article XIIA (Prop. 13) limits the property tax to a maximum 1 percent of assessed value, not including voter approved rates to fund debt. The assessed value of property is capped at the 1975-76 base year rate plus inflation – or 2 percent per year.

PROPOSED BUDGET: The working document for the fiscal year under discussion. Approval of this document does not allow expenditures for new programs or fixed assets unless there is specific approval of an item by the Board of Supervisors. The proposed budget, which the Board of Supervisors approves on or before July 20th, serves as the basis for public hearings prior to the adopted budget.

PROPOSITION 13: A tax limitation initiative approved by the voters in 1978. Proposition 13 provided for: (1) a 1 percent tax limit exclusive of tax rates to repay existing voter-approved bonded indebtedness, (2) assessment restrictions establishing 1975 level values for all property, with allowable increase of 2 percent annually and reappraisal to current value upon change in ownership and new construction, (3) a two-thirds vote requirement to increase state taxes, and (4) a two-thirds vote of the electorate for local agencies to impose "special taxes."

REIMBURSEMENT: Payment received for services/supplies expended for another institution, agency, or person.

RESERVE: An amount set aside from the county's operating funds to meet emergency expenditure requirements, capital funding, or insurance and liability requirements.

RESTRICTED REVENUE: Funds restricted by legal or contractual requirements for specific uses.

REVENUE: Money received to finance ongoing county services. Examples: Property taxes, sales taxes, fees, and state and federal grants.

SALARIES AND EMPLOYEE BENEFITS: An object of expenditure that establishes all expenditures for employee-related costs.

SALARY SAVINGS: The dollar amount of salaries that can be expected to be saved due to vacancies and turnover of employees.

SALES TAX: The sales tax that an individual pays on a purchase is collected by the state Board of Equalization and includes, a state sales tax, the locally levied, "Bradley Burns" sales tax and several other components. The sales tax is imposed on the total retail price of any tangible personal property. Sales tax revenue is general purpose revenue and is deposited into a county's general fund.

SECURED ROLL: Assessed value of real property, such as land, buildings, secured personal property, or anything permanently attached to land as determined by County Assessor.

SPECIAL DISTRICT: A unit of local government generally organized to perform a function(s) for a specific geographic area, such as street lighting, water supply, or fire protection. Special districts may be dependent upon the county for administration, or may operate independently.

SPECIAL REVENUE FUND: An account established by a government to collect money that must be used for a specific project. Special revenue funds provide an extra level of accountability and transparency to taxpayers that their tax dollars will go toward an intended purpose.

SPENDING LIMITS: Refers to the Gann Initiative (Proposition 4 on the November, 1979, ballot), which imposed limits on the allowable annual appropriations of the State, schools, and most local agencies; limit is generally prior year appropriations factored by the consumer price index (CPI) and population changes. Also known as "Gann limits."

SUPPLEMENTAL TAX ROLL: The Supplemental Property Tax Roll is a result of legislation enacted in 1983 and requires an assessment of property when a change to the status of the property occurs, rather than once a year, as was previously the case.

TAXES: A tax is a charge for public services and facilities that provide general benefits. There need not be a direct relation between an individual taxpayer's relative benefit and the tax paid. Counties may impose any tax not otherwise prohibited by state law (Gov't. Code section 37100.5). However, the state has reserved a number of taxes for its own purposes, including taxes on cigarettes, alcohol and personal income. The California Constitution distinguishes between a general tax and a special tax. General tax revenues may be used for any purpose. A majority of voters must approve a new general tax or increase. Special tax revenues must be used for a specific purpose, and two-thirds of voters must approve a new special tax or its increase.

TAX LEVY: Amount of tax dollars raised by the imposition of the tax rate on the assessed valuation of property.

TEETER PLAN: A plan whereby 100% of the "secured" property taxes levied are apportioned to eligible agencies instead of the historical practice of apportioning only 100% of taxes that have been collected. This allows the County to finance all delinquent property taxes.

TRANSIENT OCCUPANCY TAX: A county tax based on the privilege of occupancy at any lodging.
Each transient is subject to and shall pay a tax in the amount of a percentage of the rent charged by the operator and shall make payment to the operator of the lodging at the time the rent is paid. Lodging includes but is not limited to any hotel/motel, inn, tourist housing, rooming house, apartment house, dormitory, public or private club, or mobile home.

TRUST FUND: A fund used to account for assets held by a government as an agent for individuals, private organizations, other governments, and/or other funds; e.g., taxes collected and held for a special district.

UNFUNDED MANDATE: A requirement from the state or federal government that the county perform a task or provide a service, provide it in a certain way, or perform a task to meet a certain standard, without compensation from the higher level of government.

UNINCORPORATED AREA: The areas of the county outside city boundaries.

UNSECURED ROLL: A tax on properties such as office furniture, equipment, and boats, which are not secured by real property owned by the assessee.

VEHICLE LICENSE FEE (VLF): An annual fee on the ownership of a licensed vehicle in California, in place of taxing vehicles as personal property. The VLF is paid to the California Department of Motor Vehicles at the time of annual vehicle registration. The fee is charged in addition to other fees, such as the vehicle registration fee, air quality fees, and commercial vehicle weight fees.



A
ADA Compliance B26
Administrative Office B23
Advance Planning F14
Agricultural Commissioner E1
Animal Control C78
Assessor B1
Auditor-Controller B5
Aviation G1
B
Board of Supervisors B9
Boating Safety C71
Building Inspection F6
C
Cannabis Planning F8
Child Support Services C1
Clerk-Recorder B12
Code Enforcement F10
Communications B33
Conflict Counsel C41
Contingency Reserve B81
Contributions to Other Funds B83
Controller B5
Cooperative Extension E7
Coroner/Public Administrator C75
County Counsel B52
Courthouse Construction B89
Courts - County Contribution C5
Court Investigations & Field Services C24
Criminal Justice Construction B87
Current Planning F12
Custody Services C46
D
Dental Plan B69
DHHS Administration D6
District Attorney C7
Drug Court, Adult C28
E
Economic Development B35
Economic Development Promotional Agencies B41
Elections B18
Emergency Services C57
Employee Benefits B65
Employment & Training Division D37
Environmental Health Division D74
F
Facilities Management G16
Fish & Game Advisory Commission B43
Fleet Services G21
Forester & Warden B45
G
General Purpose Revenues B91
General Relief D8
Grand Jury C19
H
Headwaters Fund B39
Health & Human Services D1
Healthy Communities D81
Healthy Moms D18
Heavy Equipment G21
HHS Administration D6
Human Resources B56
I
Information Technology B47
Inmate/Indigent Medical Care D64
J
Jail C48
Juvenile Hall C31
L
Land Use G26
Liability B67
Library E11
M
Management & Budget Team B29
Maternal, Child & Adolescent Health D97
Measure Z B72
Measure Z Projects J6
Medical Plan B68
Mental Health D12
Motor Pool G23
Motor Pool Reserve G24
N
Natural Resources G31
O
Oral Health D67
P
Parks and Trails G34
Personnel B59
Planning & Building F1
Planning (Advance) F14
Planning (Current) F12
Probation C21

Public Administrator C75
Public Defender C37
Public Guardian-Conservator D49
Public Health Administration D58
Public Works G12
Public Works Land Use G28
Purchased Insurance Premiums B71
Purchasing & Disposition Team B51

R

Record Conversion B21
Recorder B15
Regional Facility C33
Revenue Recovery B99
Risk Management B62
Roads G40
Roads Engineering G43

S

Sheriff-Coroner C43
Sheriff Operations C52
Social Services D36
Social Service Assistance D41
Solid Waste G48
Substance Use Disorder D15

T

Tax Collector B98
Transportation Services G50
Treasurer-Tax Collector B93

U

Unemployment B70

V

Veterans Services D57
Victim-Witness Program C12

W

Water Management G52
Workers Compensation B66
Workforce Investment B40



1100 101 B 9
1100 103 B 29
1100 109 B 97
1100 111 B 5
1100 112 B 98
1100 113 B 1
1100 114 B 99
1100 121 B 53
1100 124 C 56
1100 129 C 60
1100 130 B 59
1100 132 C 62
1100 133 C 63
1100 140 B 18
1100 162 G 18
1100 166 G 28
1100 168 G 29
1100 170 G 20
1100 181 B 41
1100 190 B 79
1100 197 B 72
1100 199 B 83
1100 202 C 25
1100 205 C 11
1100 208 C 12
1100 211 C 13
1100 213 C 64
1100 217 C 19
1100 219 C 40
1100 220 C 15
1100 221 C 65
1100 225 C 68
1100 228 C 69
1100 229 C 71
1100 234 C 32
1100 235 C 26
1100 243 C 48
1100 244 C 50
1100 245 C 28
1100 246 C 41
1100 250 C 5
1100 251 G 53
1100 254 C 33
1100 257 C 29
1100 260 C 73
1100 261 E 4
1100 262 F 6
1100 268 F 8
1100 269 F 10
1100 271 B 15
1100 272 C 75
1100 274 C 57
1100 277 F 12
1100 278 C 78
1100 279 E 6
1100 281 B 45
1100 282 F 14
1100 291 C 16
1100 292 C 42
1100 293 D 10
1100 295 C 17
1100 296 C 36
1100 297 C 81
1100 298 G 55
1100 438 G 49
1100 490 D 64
1100 494 C 76
1100 499 C 77
1100 525 D 8
1100 632 E 7
1100 713 G 37
1100 888 B 91
1100 990 B 55
1110 515 D 43
1110 517 D 44
1110 518 D 45
1120 275 B 37
1120 286 B 39
1120 287 B 40
1150 910 G 51
1160 273 D 49
1160 504 D 50
1160 505 D 51
1160 506 D 52
1160 508 D 53
1160 511 D 55
1160 516 D 9
1160 599 D 57
1170 424 D 24
1170 426 D 26
1170 427 D 28
1170 475 D 29
1170 477 D 30
1170 478 D 31
1170 495 D 32
1170 496 D 33
1170 497 D 34
1170 498 D 35
1175 400 D 59
1175 403 D 65
1175 406 D 76
1175 407 D 85
1175 410 D 66
1175 411 D 77
1175 412 D 86
1175 413 D 67
1175 414 D 87
1175 415 D 88
1175 416 D 99
1175 418 D 101
1175-419 D 68
1175 420 D 102

1175 421 D 103
1175 422 D 70
1175 426 D 104
1175 428 D 69
1175 430 D 79
1175 433 D 89
1175 434 D 73
1175 435 D 71
1175 437 D 90
1175 449 D 91
1175 451 D 92
1175 452 D 93
1175 454 D 94
1175 455 D 72
1175 460 D 105
1175 470 D 95
1175 486 D 80
1175 488 D 96
1175 493 D 106
1180 425 D 16
1180 431 D 18
1190 584 D 39
1190 597 D 40
1200 320 G 42
1200 321 G 43
1200 322 G 30
1200 325 G 44
1200 331 G 46
1200 888 G 47
1310 267 B 21
1380 206 C 1
1410 190 B 87
1410 242 B 87
1420 242 B 89
1500 621 E 11
1700 290 B 43
1710 715 G 38
1710 716 G 39
1720 289 G 32
3495 126 C 59
3500 350 G 23
3500 351 G 24
3520 359 B 64
3521 151 B 33
3522 352 B 65
3523 353 B 66
3524 354 B 67
3525 355 B 68
3526 356 B 69
3527 357 B 70
3528 358 B 71
3530 372 G 4
3530 373 G 5
3530 374 G 6
3530 375 G 7
3530 376 G 8
3530 381 G 9
3540 330 G 25
3539 170 G 11
3550 118 B 47
3552 152 B 26
3555 115 B 50
3644 265 C 74
3741 294 C 30
3745 131 C 61
3844 127 C 51



Agency and Project	Agency Requested	Committee Recommended	Board Adopted
2-1-1 Humboldt			
Funding to continue operating as Community Organization Active in Disaster (COAD)	$ 55,000.00		
AJ's Transitional Living			
To continue funding the position for a House Manager and other essential operating costs	$ 113,296.00		
Blue Lake Rancheria Volunteer Fire Department (BLRFD)			
Match for personal protection equipment, cement pad/blacktop for training tower	$ 62,484.00		
Boys & Girls Club of the Redwoods			
To allow for expanded space and capabilities to serve youth grades kindergarten to sixth grade in the Eureka Area	$ 100,000.00		
Bridgeville Community Center			
Four 5,000 gallon wildfire protection water tanks	$ 25,000.00		
City of Arcata			
Purchase backup generator for D Street Neighborhood Center emergency disaster shelter	$ 30,000.00		
Purchase road grinding equipment for in-house road repairs	$ 98,000.00		
Purchase five sets of two, or ten individual, radar feedback signs for high volume streets/ school areas	$ 32,000.00		
Purchase backup generator for Arcata Community Center emergency disaster shelter	$ 60,000.00		
City of Arcata Police Department			
Continued funding for one School Resource Officer (SRO), two Juvenile Diversion Counselors (JDC) to serve K-12 students, families for Humboldt County's 3rd District and western 5th District	$ 353,367.00	$ 247,357.00	$ 247,357.00
City of Blue Lake			
Design and development of Hatchery Road/ Mad River Access Masterplan	$ 17,540.00		
Continued funding for one half-time deputy sheriff	$ 75,317.00		

Agency and Project	Agency Requested	Committee Recommended	Board Adopted
City of Eureka Community Services Department			
Remove unwanted equipment/install new fencing/address safety issues at Clara May Berry Park	$ 92,500.00		
Two part-time Community Service CPTED Event Team members, purchase of maintenance van	$ 82,000.00		
City of Eureka Police Department			
Continued funding for 1 FTE Police officer to work with DHHS and the MIST Team, 1 FTE Parks-Waterfront Ranger to patrol City's recreational open space areas where majority of homeless-related problems occur, part-time Homeless/Mental Health Liaison, and part-time MIST officer position. New funding for civilian part-time Homeless Services Programs Supervisor and part-time Homeless Outreach Worker; emergency homeless support services; Phone App Resource Management Guide; miscellaneous equipment needs; staff training	$ 415,000.00	$ 290,500.00	$ 290,500.00
City of Eureka Police Department & Humboldt Bay Fire			
Second portion of radio dispatch console upgrade and installation; purchase and installation of infrastructure related to microwave replacement and site equipment	$ 1,010,000.00		
City of Eureka Public Works & Humboldt County Public Works			
Resurface roadway/construct ADA improvements for Harrison Ave between Erie/Munson Streets	$ 350,000.00		
City of Eureka Public Works			
Resurface roadway on Fairway Drive	$ 750,500.00		
City of Ferndale Police Department			
Record Management System (RMS) to allow for integration with other Humboldt County law enforcement agencies	$ 82,958.00	$ 58,071.00	$ 58,071.00

Agency and Project	Agency Requested	Committee Recommended	Board Adopted
City of Fortuna Police Department			
Funding for purchase of a 2019 Ford F150 to be used by Fortuna POP officer	$ 34,794.00		
Maintain current Measure Z funding for a Fortuna Police Officer assigned as a SRO	$ 186,577.00	$ 148,000.00	$ 148,000.00
Maintain current Measure Z funding for a Fortuna Police Officer assigned as a DTF agent with DTF	$ 181,577.00	$ 163,000.00	$ 163,000.00
City of Rio Dell Police Department			
Continued funding for part-time clerical support position in City's police department to provide support for law enforcement services, nuisance and code enforcement issues	$ 33,488.00	$ 23,442.00	$ 23,442.00
Eel River Cleanup Project (ERCP)			
Supplemental funding for annual operating budget: dump fees, equipment, gas, recruitment advertisement	$ 3,000.00	$ 2,100.00	$ 2,100.00
Garberville Sanitary District			
Replace 10 fire hydrants	$ 200,000.00		
Hoopa Fire Department and Office of Emergency Services, Hoopa Valley Tribe			
Purchase equipment for Wildland Urban Interface fire program, including 10 handheld radios, 5 mobile radios, 10 gear packs, 10 hard hats, one 1-ton flat-bed truck, one 12-inch woodchipper, and masticator head for Track Skid Steer unit	$ 196,027.00		
Hoopa Valley Tribal Police Department			
2 Police Officers, 2 vehicles, to further law enforcement and resource protection	$ 253,153.00		
Humboldt CERT Coalition (HCC) - Community Emergency Response Teams (CERT)			
Purchase basic emergency response equipment for Disaster Service Worker Volunteers	$ 29,320.00	$ 20,524.00	
Humboldt County Adult Protective Services and District Attorney			
Continued Measure Z funding for Elder and Vulnerable Adult Services Team (EVAST) to address cases of elder and vulnerable adult abuse with comprehensive approach and improved systematic response	$ 38,309.00	$ 26,816.00	

Agency and Project	Agency Requested	Committee Recommended	Board Adopted
Humboldt County Department of Aviation			
Contract for development of design plans for new airfield electrical system at ACV (McKinleyville)	$ 81,725.00	$ 57,208.00	
Humboldt County Department of Health and Human Services (DHHS)			
Mobile Intervention Services Team (MIST) expansion (MHB)	$ 257,500.00	$ 128,750.00	
Humboldt County District Attorney			
2.0 FTE Administrative Analysts I/II, 1.0 FTE Legal Secretary I/II, 1.0 FTE Deputy District Attorney	$ 400,742.00		
Humboldt County Fire Chief's Association			
Purchase equipment to bring firefighters to minimum level safety, three multi-use regional training facilities and upgrades to a current training facility, continuation of formal planning effort to address fire-related district boundaries	$ 2,366,794.00	$ 1,716,794.00	$1,616,795.00
Humboldt County Library			
Funds to hire two additional security guards at the Eureka Library	$ 66,358.00		
Humboldt County Public Defender			
Two full-time attorneys and three full-time support staff in order to meet increased demand	$ 793,639.00		
Humboldt County Public Works & Resort Improvement District No. 1			
Perform roadway clearing on up to 16.5 miles of strategic roads within Shelter Cove subdivision	$ 181,500.00	$ 90,750.00	$ 90,750.00
Humboldt County Public Works			
Establish/expand County Roads' heavy brush/ fuel break program	$ 871,300.00		
Identification/removal of non-hazardous/ hazardous illegal dumping sites, equipment, dumping fees	$ 50,000.00	$ 35,000.00	$ 25,000.00
Improve county road surfaces, reducing response time for law enforcement, fire protection, emergency services	$ 3,000,000.00	Remaining funds, if available	Remaining funds, if available

Agency and Project	Agency Requested	Committee Recommended	Board Adopted
KMUD Redwood Community Radio			
Emergency Broadcast Upgrade: equipment to ensure continued broadcast during emergencies	$ 44,344.00	$ 39,344.00	$ 39,344.00
McKinleyville Land Trust			
Community-based walkability/bikeability safety assessment to support McKinleyville Town Center planning	$ 5,000.00		
Mercy's Haven, Inc.			
Residential program for single mothers to learn life skills and reunify with their children after participation in rehabilitation/recovery programs	$ 90,288.00		
Miranda Community Services District			
Remove and replace 8 aging and failing fire hydrants within district	$ 72,000.00		
North Coast Substance Abuse Council, Inc.			
Continued funding for residential drug treatment bed nights	$ 77,500.00		
Orleans Community Services District			
Replace an existing unsafe structure and construct new fire station	$ 200,000.00	$ 140,000.00	$ 140,000.00
Palo Verde Volunteer Fire Department (PVVFD)			
Purchase newer Quick Attack truck WITHDRAWN 3/28	$ 50,000.00		
Redway Community Services District			
Replacement of 40 dry barrel hydrants with wet barrel units	$ 110,423.00		
Redwoods Rural Health Center (RRHC)			
Funding to provide outpatient drug treatment counseling services to over 50 patients	$ 24,000.00		
Resort Improvement District No. 1			
Purchase 3 additional emergency sirens for community tsunami & emergency (wildfire) siren system WITHDRAWN 3/21	$ 51,761.17		
Southern Humboldt Amateur Radio Club (SHARC)			
Upgrade of Grasshopper (standalone) radio repeater.	$ 5,160.00		

Agency and Project	Agency Requested	Committee Recommended	Board Adopted
Southern Trinity Area Rescue			
Volunteer driven, non-profit organization that would like continued Measure Z funding to maintain two paid EMT positions to help alleviate some of the strain on volunteers	$ 82,528.00	$ 68,800.00	$ 68,800.00
Waterfront Recovery Services			
Funding to provide Medically Managed Detoxification services, and Residential Treatment Services for homeless individuals with substance use disorder	$ 638,750.00		
Eureka City Schools			
Funding for one 1.0 FTE School Resource Officer	$ 79,000.00	$ 55,300.00	
TOTAL	**$ 14,561,519**	**$ 3,311,756**	**$ 2,913,159**

Humboldt County DHHS			
Clothing allowance for foster children placed with Approved Related Caregiver (SSB) **LATE APP - WITHDRAWN before consideration began**	$ 4,300.00		
K'ima:w Medical Center			
The continuation of ambulance service in the Willow Creek Service Area **LATE APP**	$ 370,011.00	$ 259,008.00	$ 259,008.00
City of Trinidad			
Funding for half-time deputy sheriff **LATE APP**	$ 75,317.00		
TOTAL (including late applications)	**$ 15,011,147**	**$ 3,570,764**	**$ 3,172,167**

Photography Credits

Section B

Cover - Eel River	Stock
B1 Daffodils	V. Ericksen
B2 Clam Beach	Ericksen
B4 Lupin Woodland Pano	Jill Duffy
B5 Freshwater Lagoon	Matt Filar
B6 Lacks Creek	Lindsey Day
B8 Trinidad Bay	Matt Filar
B10 Courthouse	Stock
B12& B13 Lyons Ranch	Jill Duffy
B15 Orleans Evening	K. Malcomson
B17 Willow Creek E. Fork	Martin Swett
B18 Ikes Falls	K. Malcomson
B23 Rural Humboldt	Joel Buckingham
B26 Freshwater Park	Stock
B28 Ferndale Library	Stock
B29 Eagle	V. Ericksen
B32 Elk River Road	V. Ericksen
B33 Radio Tower	Stock
B35 Humboldt Bay	Stock
B38 Klamath Bluff Creek	K. Malcomson
B39 Headwaters	V. Ericksen
B40 Tiger Lily Klamath By.	Jill Duffy
B41 Sunrise in Channel	Kendall Cobine
B42 Spring Bee	Allison Strong
B43 Loleta Ducks	V. Ericksen
B44 Hoopa Valley	K. Malcomson
B45 Elk River	K. Malcomson
B46 Hen & Drake	Nanci Bryant
B47 Redwoods LBJ Grove	K. Malcomson
B51 Chicken	V. Ericksen
B52 Bird on Fence	V. Ericksen
B55 Bald Hills-Early Spring	Martin Swett
B57 Purple & Gold	V. Ericksen
B59 Lyons Ranch Trail	Martin Swett
B62 Willow Ck E. Fork 3	Martin Swett
B63 Redwood Valley Fall	Martin Swett
B64/65/66 Lyons Ranch	Martin Swett
B67 Queen Anne's Lace	Nanci Bryant
B68 Hummer Resting	Nanci Bryant
B69 Marina Rainbow	Nanci Bryant
B70 South Jetty Sunset	Nanci Bryant
B71 Verigated Starfish	Nanci Bryant
B72 Red Clover	V. Ericksen
B81 Sea Birds	T. Borges Gilbert
B82 Daffodils	Kirsten Hexberg
B84 Spring in the Valley	D. Sherwood
B85 Indian Rocks	K. Malcomson
B86 Sunset at the Marsh	T. Borges Gilbert
B87 299 Snowy	K. Malcomson
B88 Bear Harbor No.1	Matt Helm
B89 Moonstone	K. Malcomson
B90 Cypress & Fog	Matt Filar
B91 Bunker Hill	K. Malcomson
B94 Frozen Rhodies	V. Ericksen
B96 The Shire	K. Malcomson
B97 Trinity River Produce	K. Malcomson
B98 Frog	T. Borges Gilbert

Section C

Cover - HCSO Marine Unit	Stock
C5 Flower	Lisa Wilhelmi
C6 Pink Rhododendron	V. Ericksen
C8 Rose	Helen Luther
C12 Rooster	C. Lethin
C14 Multi Daisies	Nanci Bryant
C15 Spring Foal	Andrea Wrisley
C16 Bloom	Joel Ellinwood
C19 Beach Sunset	Brian Paz Flores
C20 Succulents & Hail	V. Ericksen
C24 Probation/JH	Stock
C27 Freshwater Sunset	Jill Duffy
C29 Osprey Fish	Jill Duffy
C32 Honeybee	Melissa Chilton
C34 Old Red Truck	Nanci Bryant
C35 Probation Office	Stock
C36 Red Shouldered Hawk	Jill Duffy
C38 Red & Gold	Joel Ellinwood
C41 Single Poppy	Nanci Bryant
C46 -C83 HCSO Stock	Stock

Section D

Cover - Marina	Matt Helm
D4 Baker Beach	V. Ericksen
D7 Bald Hills Early Spring	Martin Swett
D8 DHHS Stock	Stock
D9 Trinidad Bay	V. Ericksen
D10 Trinidad 101	Stock
D12 Twilight Pines	V. Ericksen
D15 DHHS Stock	Stock
D17 Off 299	Martin Swett
D25 Yellow Rose	V. Ericksen
D27 DHHS Stock	Stock
D28 DHHS Stock	Stock
D29 Arcata Marsh Egret	Martin Swett



D30 Shells	V. Ericksen
D31 Dandilion	V. Ericksen
D32 DHHS Stock	Stock
D33 Bald Hills Below Lyons	Martin Swett
D34 DHHS Stock	Stock
D35 Snow Tree	Martin Swett
D36 Autumn Fern	Martin Swett
D37 Arcata Barn	Jill Duffy
D38 DHHS Stock	Stock
D39 Arcata Marsh Wood Duck	Martin Swett
D42 Bald Hills Meadow	Martin Swett
D43 Trinidad Sunset	Martin Swett
D44 Lyons Ranch Trailhead	Martin Swett
D45 Fern	Stock
D47 Lost Man Creek	Martin Swett
D48 Humboldt Bay Bee	Martin Swett
D51 Trinidad Sunset 1	Martin Swett
D52 Trinidad Sea Tunnel	Martin Swett
D57 DHHS Stock	Stock
D58 DHHS Stock	Stock
D60 Prairie Creek	Martin Swett
D63 DHHS Stock	Stock
D64 DHHS Stock	Stock
D66 Luffenholtz Beach	Martin Swett
D67 Myrtles Warbler	Martin Swett
D69 DHHS Stock	Stock
D73 Fern Canyon	Stock
D75 DHHS Stock	Stock
D77 DHHS Stock	Stock
D78 DHHS Stock	Stock
D79 Stone Lagoon Sunset	Jill Duffy
D84 Willow Ck E. Fork 2	Martin Swett
D85 Trillium Falls	Jill Duffy
D87 Willow Ck E. Fork 1	Martin Swett
D88 DHHS Stock	Stock
D91 Old Town Lantern	Nanci Bryant
D92 Willow Ck E. Fork 4	Martin Swett
D93 California Poppies	Nanci Bryant
D95 Bald Hills Road	Martin Swett
D96 Patricks Point North	Jill Duffy
D100 DHHS Stock	Stock
D101 Willow Ck E. Fork 8	Martin Swett
D102 DHHS Stock	Stock
D103 DHHS Stock	Stock
D105 Lyons Ranch	Martin Swett

Section E

Cover - 3 Deer	Lisa Wilhelmi
E6 Grapes	V. Ericksen
E7 Fawn	Ben Dolf
E9 Sunflower Bee	Stock
E11 Strawberries	Stock
E15 Eureka Library	Stock

Section F

Cover - Cannabis Plant	Stock
F4 Hummingbird 2	T. Borges Gilbert
F5 Woodpecker	V. Ericksen
F7 Bald Hills	Sean Quincey
F8 Cannabis Greenhouse	Stock
F9 Cannabis Bud	Stock
F11 Dolason Prairie Snow	Martin Swett
F13 Water Shot	Jill Duffy
F15 Lady Bird Johnson Grove	Stock

Section G

Cover - Cockrobin Island	Stock
G4 Cows, Bottoms, Sunrise	Matt Filar
G5 Bear River Ridge	K. Malcomson
G6 Cove Clouds	K. Malcomson
G7 Mall Ridge Rd.	Matt Filar
G8 Bald Hills Below Lyons	Martin Swett
G10 Aviation Stock	Stock
G11 Aviation Stock	Stock
G16 Courthouse	Stock
G17 HCSO Stock	Stock
G19 Facility	Stock
G21 Mckinleyville Ave	Stock
G22 299	Stock
G23 Ettersburg Curves	K. Malcomson
G24 Mckinleyville	Stock
G25 Paving	Stock
G26 Farm	Stock
G27 Eel River Bridge	C. Shaver
G33 Swinging Bridge	V. Ericksen
G34 Mckinleyville Trail	Stock
G35 Clam Beach	Stock
G36 Mckinleyville Trail 2	Stock
G38 Clam Beach Snow	V. Ericksen
G39 Headwaters Trail	V. Ericksen
G41 Samoa Bridge	Stock
G42 Myrtle Avenue	Stock
G45 Inlet	Stock
G47 Eel River Drive	Stock
G49 Samoa	V. Ericksen
G50 & G51 HTA Stock	Stock
G54 Grate Snow	Stock
G55 Jacoby Creek Road	Stock
G57 Brookwood Bridge	Stock

Section J

Cover - Memorial Flowers	Nanci Bryant
J8 Purple Finch	Nanci Bryant
J10 Old Tree	Nanci Bryant
J12 Hikshari Trail Butterfly	Nanci Bryant
Back - Foxglove	Nanci Bryant

FY 2019-2020 PROPOSED BUDGET

JUNE 26, 2019



COUNTY OF HUMBOLDT

COUNTY OF HUMBOLDT
The Home of the Redwoods

County of Humboldt
Schedule 9- Budget Unit Expenditure Detail
2019-20 Budget

Object		2017-18 Actual	2018-19 Adopted	2018-19 Actual	2019-20 Request	2019-20 Recommended	2019-20 Proposed	Increase (Decrease)
000 N/A								
Services and Supplies								
Total Services and Supplies		**0**	**0**	**0**	**0**	**0**	**0**	**0**
Other Charges								
3344	Negative Interest Expense	0	0	258	0	0	0	(258)
Total Other Charges		**0**	**0**	**258**	**0**	**0**	**0**	**(258)**
Fixed Assets								
Total Fixed Assets		**0**	**0**	**0**	**0**	**0**	**0**	**0**
Other Financing Uses								
Total Other Financing Uses		**0**	**0**	**0**	**0**	**0**	**0**	**0**
Total 000 N/A		**0**	**0**	**258**	**0**	**0**	**0**	**(258)**
101 Board of Supervisors								
Salaries & Employee Benefits								
1100	Salaries And Wages	645,716	670,091	632,323	747,419	747,419	747,419	115,096
1400	Extra Help	27,758	0	0	0	0	0	0
1450	Unemployment Insurance	449	1,274	411	1,944	1,944	1,944	1,533
1470	Health Insurance	75,458	112,131	67,218	105,193	105,193	105,193	37,975
1471	Life & Air Travel Insurance	476	521	482	405	405	405	(77)
1472	Dental Insurance	5,782	6,480	6,000	6,264	6,264	6,264	264
1500	Retirement	154,451	170,002	159,731	202,842	202,842	202,842	43,111
1510	PARS Contribution	3,225	6,701	6,727	11,697	11,697	11,697	4,970
1600	FICA	52,395	51,262	48,463	57,178	57,178	57,178	8,715
1700	Workers' Compensation	15,652	15,451	15,451	14,111	14,111	14,111	(1,340)
Total Salaries & Employee Benefits		**981,362**	**1,033,913**	**936,806**	**1,147,053**	**1,147,053**	**1,147,053**	**210,247**
Services and Supplies								
2103	Clothing / Employee	0	0	10	0	0	0	(10)
2106	Communications	7,558	11,580	10,361	11,580	11,580	11,580	1,219
2109	Household Expense	0	0	1,072	0	0	0	(1,072)

County of Humboldt
Schedule 9- Budget Unit Expenditure Detail
2019-20 Budget

Object		2017-18 Actual	2018-19 Adopted	2018-19 Actual	2019-20 Request	2019-20 Recommended	2019-20 Proposed	Increase (Decrease)
2110	Insurance	92,942	90,580	90,580	15,862	15,862	15,862	(74,718)
2112	Maintenance-Equipment	151	0	766	0	0	0	(766)
2113	Maintenance-Structures	478	0	725	0	0	0	(725)
2115	Memberships	15,592	17,761	18,652	17,761	17,761	17,761	(891)
2116	Postage	428	714	556	714	714	714	158
2117	Office Expense	8,094	7,574	15,618	7,574	29,624	29,624	14,006
2118	Professional & Special Service	84	221	5,251	221	221	221	(5,030)
2119	Publications & Legal Notices	7,416	4,500	8,417	9,000	9,000	9,000	583
2120	Rents & Leases - Equipment	1,800	1,969	0	1,969	1,969	1,969	1,969
2125	Transportation & Travel	7,004	12,652	8,246	12,652	12,652	12,652	4,406
2126	Utilities	28,421	11,000	19,077	29,000	29,000	29,000	9,923
2129	Drinking Water	1,253	1,416	340	1,416	1,416	1,416	1,076
2140	Late Fees & Penalties	10	0	0	0	0	0	0
2147	Media	7,557	12,200	467	12,200	12,200	12,200	11,733
2148	Computer Software	3,072	2,400	0	2,400	2,400	2,400	2,400
2217	Books & Periodicals	203	203	0	203	203	203	203
2225	Transportation-Out of County	17,062	20,806	17,253	20,806	20,806	20,806	3,553
2291	Dist 1- Travel	6,484	10,300	8,787	10,300	10,300	10,300	1,513
2292	Dist 2-Travel	11,965	10,300	4,248	10,300	10,300	10,300	6,052
2293	Dist 3-Travel	7,983	10,300	10,019	10,300	10,300	10,300	281
2294	Dist 4-Travel	692	10,300	3,096	10,300	10,300	10,300	7,204
2295	Dist 5-Travel	3,439	10,300	13,097	10,300	10,300	10,300	(2,797)
2317	Office Expense - Equipment	19,154	22,051	2,494	22,050	0	0	(2,494)
2418	Assessment Appeals Board	466	1,000	1,128	1,000	1,000	1,000	(128)
2614	Staff Development & Training	1,567	1,597	1,476	1,597	1,597	1,597	121
2917	Professional Services-Audit	81,500	81,500	49,740	81,500	81,500	81,500	31,760
Total Services and Supplies		**332,375**	**353,224**	**291,476**	**301,005**	**301,005**	**301,005**	**9,529**
Other Charges								
3125	Information Services Charges	37,024	38,269	38,269	38,860	38,860	38,860	591
3513	Communications/Utility Charges	832	887	887	882	882	882	(5)
3517	ADA ISF Charges	0	4,658	4,658	7,167	7,167	7,167	2,509
3940	Purchasing & Disposition Chg	1,602	3,088	3,088	4,054	4,054	4,054	966
Total Other Charges		**39,458**	**46,902**	**46,902**	**50,963**	**50,963**	**50,963**	**4,061**

County of Humboldt
Schedule 9- Budget Unit Expenditure Detail
2019-20 Budget

Object		2017-18 Actual	2018-19 Adopted	2018-19 Actual	2019-20 Request	2019-20 Recommended	2019-20 Proposed	Increase (Decrease)
Fixed Assets								
Total Fixed Assets		**0**	**0**	**0**	**0**	**0**	**0**	**0**
Special Items								
Total Special Items		**0**	**0**	**0**	**0**	**0**	**0**	**0**
Total 101 Board of Supervisors		**1,353,195**	**1,434,039**	**1,275,184**	**1,499,021**	**1,499,021**	**1,499,021**	**223,837**
102 Clerk to the Board								
Salaries & Employee Benefits								
Total Salaries & Employee Benefits		**0**	**0**	**0**	**0**	**0**	**0**	**0**
Services and Supplies								
Total Services and Supplies		**0**	**0**	**0**	**0**	**0**	**0**	**0**
Other Charges								
Total Other Charges		**0**	**0**	**0**	**0**	**0**	**0**	**0**
Fixed Assets								
Total Fixed Assets		**0**	**0**	**0**	**0**	**0**	**0**	**0**
Total 102 Clerk to the Board		**0**	**0**	**0**	**0**	**0**	**0**	**0**
103 County Administrative Officer								
Salaries & Employee Benefits								
1100	Salaries And Wages	515,891	569,445	462,693	601,201	562,550	562,550	99,857
1400	Extra Help	0	20,000	0	20,000	20,000	20,000	20,000
1450	Unemployment Insurance	988	1,042	827	1,555	1,409	1,409	582
1470	Health Insurance	47,593	53,835	37,158	54,758	47,673	47,673	10,515
1471	Life & Air Travel Insurance	270	290	246	348	290	290	44
1472	Dental Insurance	3,304	3,600	3,060	4,176	3,480	3,480	420
1475	Salaries/Benefits Cost Share	0	0	0	38,282	38,282	38,282	38,282
1500	Retirement	119,764	139,118	111,162	162,279	147,017	147,017	35,855
1510	PARS Contribution	2,538	5,484	4,781	8,970	8,126	8,126	3,345
1600	FICA	35,364	41,950	31,356	45,743	41,441	41,441	10,085

County of Humboldt
Schedule 9- Budget Unit Expenditure Detail
2019-20 Budget

Object		2017-18 Actual	2018-19 Adopted	2018-19 Actual	2019-20 Request	2019-20 Recommended	2019-20 Proposed	Increase (Decrease)
1700	Workers' Compensation	14,915	13,609	13,609	10,958	10,958	10,958	(2,651)
Total Salaries & Employee Benefits		**740,627**	**848,373**	**664,892**	**948,270**	**881,226**	**881,226**	**216,334**
Services and Supplies								
2106	Communications	2,324	2,650	2,045	2,650	2,650	2,650	605
2108	Food	0	0	770	300	300	300	(470)
2109	Household Expense	0	0	405	100	100	100	(305)
2110	Insurance	9,933	11,636	11,636	10,229	10,229	10,229	(1,407)
2112	Maintenance-Equipment	144	0	701	1,500	1,500	1,500	799
2115	Memberships	12,123	13,072	2,900	5,698	5,698	5,698	2,798
2116	Postage	433	200	229	200	200	200	(29)
2117	Office Expense	6,088	5,200	10,930	13,700	10,200	10,200	(730)
2118	Professional & Special Service	248,139	272,260	210,924	189,911	169,076	169,076	(41,848)
2120	Rents & Leases - Equipment	1,691	1,430	0	1,300	1,300	1,300	1,300
2121	Rents & Leases - Structures	0	0	1,312	0	0	0	(1,312)
2123	Special Departmental Expense	6,073	11,200	4,321	11,200	11,200	11,200	6,879
2125	Transportation & Travel	973	500	733	750	750	750	17
2126	Utilities	9,058	10,000	6,245	10,000	10,000	10,000	3,755
2148	Computer Software	590	600	8,158	7,800	7,800	7,800	(358)
2217	Books & Periodicals	60	100	0	0	0	0	0
2225	Transportation-Out of County	33,682	35,324	23,852	40,324	35,324	35,324	11,472
2317	Office Expense - Equipment	7,251	5,000	4,492	5,000	0	0	(4,492)
2614	Staff Development & Training	9,719	7,350	6,620	7,350	7,350	7,350	730
Total Services and Supplies		**348,281**	**376,522**	**296,273**	**308,012**	**273,677**	**273,677**	**(22,596)**
Other Charges								
3125	Information Services Charges	20,047	21,106	21,106	21,556	21,556	21,556	450
3513	Communications/Utility Charges	650	621	710	618	618	618	(92)
3517	ADA ISF Charges	0	3,494	3,494	3,185	3,185	3,185	(309)
3928	Expenditure Reimbursement	49,747	23,852	0	0	0	0	0
3940	Purchasing & Disposition Chg	2,389	3,815	3,815	4,333	4,333	4,333	518
Total Other Charges		**72,833**	**52,888**	**29,125**	**29,692**	**29,692**	**29,692**	**567**
Fixed Assets								
8998	Building Modification	0	0	4,416	0	0	0	(4,416)

County of Humboldt
Schedule 9- Budget Unit Expenditure Detail
2019-20 Budget

Object		2017-18 Actual	2018-19 Adopted	2018-19 Actual	2019-20 Request	2019-20 Recommended	2019-20 Proposed	Increase (Decrease)
Total Fixed Assets		**0**	**0**	**4,416**	**0**	**0**	**0**	**(4,416)**
Special Items								
Total Special Items		**0**	**0**	**0**	**0**	**0**	**0**	**0**
Other Financing Uses								
Total Other Financing Uses		**0**	**0**	**0**	**0**	**0**	**0**	**0**
Total 103 County Administrative Officer		**1,161,741**	**1,277,783**	**994,706**	**1,285,974**	**1,184,595**	**1,184,595**	**189,889**
104 OTC Traffic Safety Grant								
Fixed Assets								
Total Fixed Assets		**0**	**0**	**0**	**0**	**0**	**0**	**0**
Total 104 OTC Traffic Safety Grant		**0**	**0**	**0**	**0**	**0**	**0**	**0**
109 Treasury Expense								
Salaries & Employee Benefits								
1475	Salaries/Benefits Cost Share	0	0	97,530	195,135	195,135	195,135	97,605
Total Salaries & Employee Benefits		**0**	**0**	**97,530**	**195,135**	**195,135**	**195,135**	**97,605**
Services and Supplies								
2112	Maintenance-Equipment	1,531	1,550	1,566	1,750	1,750	1,750	184
2115	Memberships	0	600	1,200	1,150	1,150	1,150	(50)
2116	Postage	21	0	0	0	0	0	0
2117	Office Expense	530	1,000	141	1,000	2,500	2,500	2,359
2118	Professional & Special Service	153,592	143,700	130,190	160,000	160,000	160,000	29,810
2120	Rents & Leases - Equipment	348	350	0	0	0	0	0
2148	Computer Software	563	1,000	0	1,000	1,000	1,000	1,000
2225	Transportation-Out of County	3,452	6,000	2,728	6,500	6,500	6,500	3,772
2317	Office Expense - Equipment	1,301	1,500	0	1,500	0	0	0
Total Services and Supplies		**161,338**	**155,700**	**135,825**	**172,900**	**172,900**	**172,900**	**37,075**
Other Charges								
3928	Expenditure Reimbursement	140,013	168,805	0	0	0	0	0

Object		2017-18 Actual	2018-19 Adopted	2018-19 Actual	2019-20 Request	2019-20 Recommended	2019-20 Proposed	Increase (Decrease)
3940	Purchasing & Disposition Chg	539	195	195	201	201	201	6
Total Other Charges		**140,552**	**169,000**	**195**	**201**	**201**	**201**	**6**
Fixed Assets								
Total Fixed Assets		**0**	**0**	**0**	**0**	**0**	**0**	**0**
Total 109 Treasury Expense		**301,890**	**324,700**	**233,550**	**368,236**	**368,236**	**368,236**	**134,686**
110 Assessor AB818								
Salaries & Employee Benefits								
Total Salaries & Employee Benefits		**0**	**0**	**0**	**0**	**0**	**0**	**0**
Services and Supplies								
Total Services and Supplies		**0**	**0**	**0**	**0**	**0**	**0**	**0**
Other Charges								
Total Other Charges		**0**	**0**	**0**	**0**	**0**	**0**	**0**
Fixed Assets								
Total Fixed Assets		**0**	**0**	**0**	**0**	**0**	**0**	**0**
Other Financing Uses								
Total Other Financing Uses		**0**	**0**	**0**	**0**	**0**	**0**	**0**
Total 110 Assessor AB818		**0**	**0**	**0**	**0**	**0**	**0**	**0**
111 Auditor-Controller								
Salaries & Employee Benefits								
1100	Salaries And Wages	773,459	735,972	550,652	641,044	641,044	641,044	90,392
1400	Extra Help	68,633	101,000	83,098	27,080	27,080	27,080	(56,018)
1450	Unemployment Insurance	1,330	1,399	1,074	2,939	2,939	2,939	1,865
1460	Overtime	655	0	2,047	0	0	0	(2,047)
1470	Health Insurance	113,335	123,033	80,314	77,469	77,469	77,469	(2,845)
1471	Life & Air Travel Insurance	575	584	435	405	405	405	(30)
1472	Dental Insurance	8,614	9,720	7,500	7,656	7,656	7,656	156

County of Humboldt
Schedule 9- Budget Unit Expenditure Detail
2019-20 Budget

Object		2017-18 Actual	2018-19 Adopted	2018-19 Actual	2019-20 Request	2019-20 Recommended	2019-20 Proposed	Increase (Decrease)
1475	Salaries/Benefits Cost Share	10,789	0	22,352	0	0	0	(22,352)
1500	Retirement	173,547	186,716	140,137	174,973	174,973	174,973	34,836
1510	PARS Contribution	3,711	7,360	5,988	9,616	9,616	9,616	3,628
1600	FICA	61,502	64,798	44,489	51,111	51,111	51,111	6,622
1700	Workers' Compensation	19,464	19,286	19,286	18,239	18,239	18,239	(1,047)
Total Salaries & Employee Benefits		**1,235,614**	**1,249,868**	**957,372**	**1,010,532**	**1,010,532**	**1,010,532**	**53,160**
Services and Supplies								
2103	Clothing / Employee	0	0	21	0	0	0	(21)
2106	Communications	1,709	1,621	1,363	1,621	1,621	1,621	258
2108	Food	0	0	244	500	500	500	256
2109	Household Expense	0	0	591	500	500	500	(91)
2110	Insurance	12,753	15,889	15,889	16,797	16,797	16,797	908
2112	Maintenance-Equipment	945	1,100	1,035	2,500	2,500	2,500	1,465
2115	Memberships	594	600	1,769	1,200	1,200	1,200	(569)
2116	Postage	12,430	11,000	9,447	0	0	0	(9,447)
2117	Office Expense	14,196	9,000	11,818	29,000	29,000	29,000	17,182
2118	Professional & Special Service	15,210	43,260	32,416	30,000	30,000	30,000	(2,416)
2119	Publications & Legal Notices	0	200	0	0	0	0	0
2120	Rents & Leases - Equipment	3,924	4,000	1,906	3,000	3,000	3,000	1,094
2121	Rents & Leases - Structures	2,354	2,500	962	1,500	1,500	1,500	538
2123	Special Departmental Expense	554	1,000	3,267	17,000	17,000	17,000	13,733
2125	Transportation & Travel	309	14,000	13,440	26,117	26,117	26,117	12,677
2126	Utilities	11,954	12,000	8,847	10,000	10,000	10,000	1,153
2129	Drinking Water	1,046	1,000	761	0	0	0	(761)
2140	Late Fees & Penalties	0	0	219	0	0	0	(219)
2148	Computer Software	1,769	3,000	335	1,000	1,000	1,000	665
2217	Books & Periodicals	239	400	0	400	400	400	400
2225	Transportation-Out of County	6,107	0	4,708	0	0	0	(4,708)
2317	Office Expense - Equipment	8,577	18,000	8,535	0	0	0	(8,535)
2614	Staff Development & Training	1,605	24,000	2,481	0	0	0	(2,481)
Total Services and Supplies		**96,275**	**162,570**	**120,054**	**141,135**	**141,135**	**141,135**	**21,081**
Other Charges								
3125	Information Services Charges	67,780	69,850	69,850	71,109	71,109	71,109	1,259

Object		2017-18 Actual	2018-19 Adopted	2018-19 Actual	2019-20 Request	2019-20 Recommended	2019-20 Proposed	Increase (Decrease)
3513	Communications/Utility Charges	1,152	1,216	1,216	1,210	1,210	1,210	(6)
3517	ADA ISF Charges	0	7,919	7,919	9,556	9,556	9,556	1,637
3940	Purchasing & Disposition Chg	1,253	1,233	1,233	1,950	1,950	1,950	717
Total Other Charges		**70,185**	**80,218**	**80,218**	**83,825**	**83,825**	**83,825**	**3,607**
Fixed Assets								
8967	Courthouse Modifications	0	20,000	12,736	0	0	0	(12,736)
Total Fixed Assets		**0**	**20,000**	**12,736**	**0**	**0**	**0**	**(12,736)**
Special Items								
Total Special Items		**0**	**0**	**0**	**0**	**0**	**0**	**0**
Other Financing Uses								
Total Other Financing Uses		**0**	**0**	**0**	**0**	**0**	**0**	**0**
Total 111 Auditor-Controller		**1,402,074**	**1,512,656**	**1,170,380**	**1,235,492**	**1,235,492**	**1,235,492**	**65,112**
112 Treasurer-Tax Collector								
Salaries & Employee Benefits								
1100	Salaries And Wages	406,339	441,532	383,017	532,205	532,205	532,205	149,188
1400	Extra Help	5,252	12,000	8,513	12,000	12,000	12,000	3,487
1450	Unemployment Insurance	593	839	524	1,441	1,441	1,441	917
1460	Overtime	0	0	101	0	0	0	(101)
1470	Health Insurance	63,830	70,215	51,018	65,720	65,720	65,720	14,702
1471	Life & Air Travel Insurance	325	324	274	301	301	301	27
1472	Dental Insurance	5,605	5,760	4,800	5,569	5,569	5,569	769
1475	Salaries/Benefits Cost Share	(140,013)	(168,805)	(97,530)	(299,965)	(299,965)	(299,965)	(202,435)
1500	Retirement	96,801	112,017	98,231	144,435	144,435	144,435	46,204
1510	PARS Contribution	2,093	4,415	4,245	7,983	7,983	7,983	3,738
1600	FICA	32,680	33,777	30,830	41,632	41,632	41,632	10,802
1700	Workers' Compensation	11,934	9,530	9,530	9,529	9,529	9,529	(1)
Total Salaries & Employee Benefits		**485,439**	**521,604**	**493,553**	**520,850**	**520,850**	**520,850**	**27,297**
Services and Supplies								
2106	Communications	1,774	6,000	1,247	6,000	6,000	6,000	4,753

Object		2017-18 Actual	2018-19 Adopted	2018-19 Actual	2019-20 Request	2019-20 Recommended	2019-20 Proposed	Increase (Decrease)
2109	Household Expense	0	0	496	1,000	1,000	1,000	504
2110	Insurance	8,300	8,680	8,680	9,336	9,336	9,336	656
2112	Maintenance-Equipment	678	1,300	8,548	7,625	7,625	7,625	(923)
2113	Maintenance-Structures	0	0	138	0	0	0	(138)
2115	Memberships	500	800	1,050	800	800	800	(250)
2116	Postage	56,753	54,000	53,689	54,000	54,000	54,000	311
2117	Office Expense	30,360	47,500	19,760	47,500	51,000	51,000	31,240
2118	Professional & Special Service	23,577	26,000	21,760	26,000	26,000	26,000	4,240
2119	Publications & Legal Notices	9,428	15,000	9,142	15,000	15,000	15,000	5,858
2120	Rents & Leases - Equipment	1,807	1,900	492	1,975	1,975	1,975	1,483
2125	Transportation & Travel	237	525	491	525	525	525	34
2126	Utilities	9,346	10,000	7,010	10,000	10,000	10,000	2,990
2140	Late Fees & Penalties	2	0	4	0	0	0	(4)
2148	Computer Software	17,647	12,700	13,983	11,475	11,475	11,475	(2,508)
2216	Title Search Fees-Prop Auction	11,712	14,000	9,641	14,000	14,000	14,000	4,359
2225	Transportation-Out of County	8,201	20,000	8,212	20,000	20,000	20,000	11,788
2317	Office Expense - Equipment	2,601	3,000	2,641	3,500	0	0	(2,641)
2614	Staff Development & Training	0	4,870	4,590	4,870	4,870	4,870	280
Total Services and Supplies		**182,923**	**226,275**	**171,574**	**233,606**	**233,606**	**233,606**	**62,032**
Other Charges								
3125	Information Services Charges	119,994	121,839	121,839	124,136	124,136	124,136	2,297
3513	Communications/Utility Charges	1,032	1,087	1,087	1,082	1,082	1,082	(5)
3517	ADA ISF Charges	0	4,658	4,658	6,371	6,371	6,371	1,713
3940	Purchasing & Disposition Chg	1,180	1,336	1,336	1,362	1,362	1,362	26
Total Other Charges		**122,206**	**128,920**	**128,920**	**132,951**	**132,951**	**132,951**	**4,031**
Fixed Assets								
Total Fixed Assets		**0**	**0**	**0**	**0**	**0**	**0**	**0**
Special Items								
Total Special Items		**0**	**0**	**0**	**0**	**0**	**0**	**0**
Total 112 Treasurer-Tax Collector		**790,568**	**876,799**	**794,047**	**887,407**	**887,407**	**887,407**	**93,360**
113 Assessor								

County of Humboldt
Schedule 9- Budget Unit Expenditure Detail
2019-20 Budget

Object		2017-18 Actual	2018-19 Adopted	2018-19 Actual	2019-20 Request	2019-20 Recommended	2019-20 Proposed	Increase (Decrease)
Salaries & Employee Benefits								
1100	Salaries And Wages	1,391,767	1,522,745	1,305,847	1,591,137	1,591,137	1,591,137	285,290
1400	Extra Help	8,832	10,000	8,437	10,000	10,000	10,000	1,563
1450	Unemployment Insurance	2,404	2,894	2,124	4,138	4,138	4,138	2,014
1470	Health Insurance	247,149	296,477	202,058	228,348	228,348	228,348	26,290
1471	Life & Air Travel Insurance	992	1,029	917	1,041	1,041	1,041	124
1472	Dental Insurance	18,054	19,440	17,280	19,488	19,488	19,488	2,208
1500	Retirement	330,958	386,321	333,060	431,820	431,820	431,820	98,760
1510	PARS Contribution	6,783	15,227	13,726	23,867	23,867	23,867	10,141
1600	FICA	102,710	116,491	96,535	121,723	121,723	121,723	25,188
1700	Workers' Compensation	34,473	35,423	35,423	34,057	34,057	34,057	(1,366)
Total Salaries & Employee Benefits		**2,144,122**	**2,406,047**	**2,015,407**	**2,465,619**	**2,465,619**	**2,465,619**	**450,212**
Services and Supplies								
2106	Communications	4,103	5,000	3,045	5,000	5,000	5,000	1,955
2109	Household Expense	0	0	788	1,270	1,270	1,270	482
2110	Insurance	22,438	27,754	27,754	28,219	28,219	28,219	465
2112	Maintenance-Equipment	139	2,000	556	2,000	2,000	2,000	1,444
2113	Maintenance-Structures	0	1,000	0	1,000	1,000	1,000	1,000
2114	Medical Dental & Lab Supplies	0	0	4	0	0	0	(4)
2115	Memberships	0	1,000	690	1,000	1,000	1,000	310
2116	Postage	9,397	15,000	12,663	0	0	0	(12,663)
2117	Office Expense	21,897	20,000	14,513	43,000	43,000	43,000	28,487
2118	Professional & Special Service	53,129	18,000	15,758	18,000	18,000	18,000	2,242
2119	Publications & Legal Notices	515	500	318	500	500	500	182
2120	Rents & Leases - Equipment	6,248	5,000	2,156	5,000	5,000	5,000	2,844
2123	Special Departmental Expense	0	500	0	2,500	2,500	2,500	2,500
2125	Transportation & Travel	12,578	22,500	10,653	40,000	40,000	40,000	29,347
2126	Utilities	15,315	15,000	11,333	15,000	15,000	15,000	3,667
2140	Late Fees & Penalties	50	0	35	0	0	0	(35)
2148	Computer Software	6,421	5,000	10,971	5,000	5,000	5,000	(5,971)
2217	Books & Periodicals	2,883	1,000	3,028	0	0	0	(3,028)
2225	Transportation-Out of County	15,746	15,000	15,679	0	0	0	(15,679)
2317	Office Expense - Equipment	8,105	5,591	0	0	0	0	0
2614	Staff Development & Training	820	1,000	1,145	0	0	0	(1,145)

County of Humboldt
Schedule 9- Budget Unit Expenditure Detail
2019-20 Budget

Object		2017-18 Actual	2018-19 Adopted	2018-19 Actual	2019-20 Request	2019-20 Recommended	2019-20 Proposed	Increase (Decrease)
Total Services and Supplies		**179,784**	**160,845**	**131,089**	**167,489**	**167,489**	**167,489**	**36,400**
Other Charges								
3125	Information Services Charges	170,157	173,953	173,953	176,614	176,614	176,614	2,661
3513	Communications/Utility Charges	2,715	2,875	2,875	2,859	2,859	2,859	(16)
3517	ADA ISF Charges	0	18,634	18,634	24,687	24,687	24,687	6,053
3940	Purchasing & Disposition Chg	1,777	2,751	2,751	2,228	2,228	2,228	(523)
Total Other Charges		**174,649**	**198,213**	**198,213**	**206,388**	**206,388**	**206,388**	**8,175**
Fixed Assets								
Total Fixed Assets		**0**	**0**	**0**	**0**	**0**	**0**	**0**
Special Items								
Total Special Items		**0**	**0**	**0**	**0**	**0**	**0**	**0**
Total 113 Assessor		**2,498,555**	**2,765,105**	**2,344,709**	**2,839,496**	**2,839,496**	**2,839,496**	**494,787**
114 Revenue Recovery								
Salaries & Employee Benefits								
1100	Salaries And Wages	351,429	378,295	210,623	242,483	242,483	242,483	31,860
1400	Extra Help	0	0	22,801	15,000	15,000	15,000	(7,801)
1450	Unemployment Insurance	660	719	433	630	630	630	197
1470	Health Insurance	70,792	74,616	36,884	42,848	42,848	42,848	5,964
1471	Life & Air Travel Insurance	288	301	182	173	173	173	(9)
1472	Dental Insurance	5,310	5,760	3,540	3,480	3,480	3,480	(60)
1475	Salaries/Benefits Cost Share	0	0	0	41,239	41,239	41,239	41,239
1500	Retirement	83,567	95,974	53,202	69,188	69,188	69,188	15,986
1510	PARS Contribution	1,702	3,783	2,264	3,637	3,637	3,637	1,373
1600	FICA	25,491	28,940	17,893	22,187	22,187	22,187	4,294
1700	Workers' Compensation	9,736	8,222	8,222	7,576	7,576	7,576	(646)
Total Salaries & Employee Benefits		**548,975**	**596,610**	**356,044**	**448,441**	**448,441**	**448,441**	**92,397**
Services and Supplies								
2103	Clothing / Employee	0	0	10	0	0	0	(10)
2106	Communications	1,702	1,700	2,697	687	687	687	(2,010)

County of Humboldt
Schedule 9- Budget Unit Expenditure Detail
2019-20 Budget

Object		2017-18 Actual	2018-19 Adopted	2018-19 Actual	2019-20 Request	2019-20 Recommended	2019-20 Proposed	Increase (Decrease)
2109	Household Expense	0	0	154	0	0	0	(154)
2110	Insurance	6,331	7,032	7,032	7,032	7,032	7,032	0
2112	Maintenance-Equipment	0	100	556	570	570	570	14
2113	Maintenance-Structures	0	0	101	100	100	100	(1)
2115	Memberships	100	100	0	100	100	100	100
2116	Postage	928	2,500	747	1,000	1,000	1,000	253
2117	Office Expense	5,462	4,500	1,220	2,000	2,750	2,750	1,530
2118	Professional & Special Service	77,521	60,000	121,329	138,000	138,000	138,000	16,671
2120	Rents & Leases - Equipment	2,774	2,200	0	0	0	0	0
2126	Utilities	5,308	5,975	3,834	3,000	3,000	3,000	(834)
2129	Drinking Water	395	235	205	235	235	235	30
2140	Late Fees & Penalties	2	0	0	0	0	0	0
2148	Computer Software	0	27,259	6,188	2,000	2,000	2,000	(4,188)
2225	Transportation-Out of County	0	2,000	0	2,000	2,000	2,000	2,000
2317	Office Expense - Equipment	7,932	2,000	513	750	0	0	(513)
2476	FTB Service	179,714	145,000	130,528	107,000	107,000	107,000	(23,528)
2614	Staff Development & Training	555	3,000	0	1,000	1,000	1,000	1,000
Total Services and Supplies		**288,724**	**263,601**	**275,114**	**265,474**	**265,474**	**265,474**	**(9,640)**
Other Charges								
3026	Sustain Licenses	0	0	126	0	0	0	(126)
3125	Information Services Charges	22,188	23,683	23,683	24,678	24,678	24,678	995
3137	Central Services Charges	105,018	105,018	0	0	0	0	0
3513	Communications/Utility Charges	643	692	692	687	687	687	(5)
3517	ADA ISF Charges	0	5,241	5,241	6,371	6,371	6,371	1,130
3940	Purchasing & Disposition Chg	918	947	947	1,501	1,501	1,501	554
Total Other Charges		**128,767**	**135,581**	**30,689**	**33,237**	**33,237**	**33,237**	**2,548**
Fixed Assets								
8965	Computer Software	20,003	0	0	0	0	0	0
8998	Building Modification	19,015	0	0	0	0	0	0
Total Fixed Assets		**39,018**	**0**	**0**	**0**	**0**	**0**	**0**
Special Items								
9357	Fingerprint Fees	0	0	70	0	0	0	(70)

Object		2017-18 Actual	2018-19 Adopted	2018-19 Actual	2019-20 Request	2019-20 Recommended	2019-20 Proposed	Increase (Decrease)
Total Special Items		**0**	**0**	**70**	**0**	**0**	**0**	**(70)**
Other Financing Uses								
9108	Interfund ExpenditureCost Plan	0	0	0	14,489	14,489	14,489	14,489
Total Other Financing Uses		**0**	**0**	**0**	**14,489**	**14,489**	**14,489**	**14,489**
Total 114 Revenue Recovery		**1,005,484**	**995,792**	**661,917**	**761,641**	**761,641**	**761,641**	**99,724**
121 County Counsel								
Salaries & Employee Benefits								
1100	Salaries And Wages	1,656,478	1,625,454	1,418,948	1,745,651	1,745,651	1,745,651	326,703
1400	Extra Help	15,417	21,000	23,928	36,317	7,000	7,000	(16,928)
1450	Unemployment Insurance	3,050	3,041	2,590	4,500	4,500	4,500	1,910
1470	Health Insurance	158,605	173,554	134,145	139,062	139,062	139,062	4,917
1471	Life & Air Travel Insurance	875	845	786	868	868	868	82
1472	Dental Insurance	10,620	10,800	9,780	10,440	10,440	10,440	660
1500	Retirement	371,992	406,035	354,864	469,119	469,119	469,119	114,255
1510	PARS Contribution	7,760	16,005	14,962	25,929	25,929	25,929	10,967
1600	FICA	120,996	122,435	102,517	132,236	132,236	132,236	29,719
1700	Workers' Compensation	40,361	38,586	38,586	37,126	37,126	37,126	(1,460)
Total Salaries & Employee Benefits		**2,386,154**	**2,417,755**	**2,101,106**	**2,601,248**	**2,571,931**	**2,571,931**	**470,825**
Services and Supplies								
2106	Communications	2,816	3,200	2,002	3,200	3,200	3,200	1,198
2109	Household Expense	0	0	671	1,320	1,320	1,320	649
2110	Insurance	24,054	29,960	29,960	30,289	30,289	30,289	329
2112	Maintenance-Equipment	770	2,000	1,322	2,000	2,000	2,000	678
2115	Memberships	14,638	10,400	5,187	10,400	10,400	10,400	5,213
2116	Postage	1,259	1,200	2,811	1,200	1,200	1,200	(1,611)
2117	Office Expense	9,521	7,000	8,432	7,000	8,200	8,200	(232)
2118	Professional & Special Service	12,332	24,800	7,840	10,000	10,000	10,000	2,160
2120	Rents & Leases - Equipment	4,735	2,500	0	2,500	2,500	2,500	2,500
2125	Transportation & Travel	88	2,012	98	300	300	300	202
2126	Utilities	15,065	14,000	11,143	12,680	12,680	12,680	1,537
2129	Drinking Water	412	600	443	600	600	600	157

County of Humboldt
Schedule 9- Budget Unit Expenditure Detail
2019-20 Budget

Object		2017-18 Actual	2018-19 Adopted	2018-19 Actual	2019-20 Request	2019-20 Recommended	2019-20 Proposed	Increase (Decrease)
2217	Books & Periodicals	37,046	35,357	35,762	37,107	37,107	37,107	1,345
2225	Transportation-Out of County	17,280	19,500	14,020	19,500	19,500	19,500	5,480
2310	Litigation Expense	23,461	6,000	292	500	500	500	208
2317	Office Expense - Equipment	0	1,200	2,472	1,200	0	0	(2,472)
2614	Staff Development & Training	4,415	5,600	4,101	5,600	5,600	5,600	1,499
Total Services and Supplies		**167,892**	**165,329**	**126,556**	**145,396**	**145,396**	**145,396**	**18,840**
Other Charges								
3125	Information Services Charges	43,812	46,702	46,702	47,328	47,328	47,328	626
3513	Communications/Utility Charges	1,575	1,667	1,667	1,657	1,657	1,657	(10)
3517	ADA ISF Charges	0	12,229	12,229	15,131	15,131	15,131	2,902
3940	Purchasing & Disposition Chg	2,039	2,258	2,258	1,749	1,749	1,749	(509)
Total Other Charges		**47,426**	**62,856**	**62,856**	**65,865**	**65,865**	**65,865**	**3,009**
Fixed Assets								
Total Fixed Assets		**0**	**0**	**0**	**0**	**0**	**0**	**0**
Special Items								
9324	IHSS	(615)	(550)	(673)	0	0	0	673
9345	Legal Services-County Counsel	(962,429)	(1,044,999)	(787,611)	0	0	0	787,611
9357	Fingerprint Fees	0	0	350	0	0	0	(350)
Total Special Items		**(963,044)**	**(1,045,549)**	**(787,934)**	**0**	**0**	**0**	**787,934**
Total 121 County Counsel		**1,638,428**	**1,600,391**	**1,502,584**	**2,812,509**	**2,783,192**	**2,783,192**	**1,280,608**
124 Sexual Assault Felony Enforc								
Salaries & Employee Benefits								
1475	Salaries/Benefits Cost Share	0	0	0	10,000	10,000	10,000	10,000
Total Salaries & Employee Benefits		**0**	**0**	**0**	**10,000**	**10,000**	**10,000**	**10,000**
Services and Supplies								
2125	Transportation & Travel	0	0	0	2,500	2,500	2,500	2,500
2201	Telephone Capitalization	0	0	0	3,050	3,050	3,050	3,050
2614	Staff Development & Training	0	0	0	450	450	450	450
Total Services and Supplies		**0**	**0**	**0**	**6,000**	**6,000**	**6,000**	**6,000**

Object		2017-18 Actual	2018-19 Adopted	2018-19 Actual	2019-20 Request	2019-20 Recommended	2019-20 Proposed	Increase (Decrease)
Total 124 Sexual Assault Felony Enforc		**0**	**0**	**0**	**16,000**	**16,000**	**16,000**	**16,000**
129 Hazard Mitigation Grant Progra								
Services and Supplies								
2118	Professional & Special Service	0	0	0	20,000	20,000	20,000	20,000
Total Services and Supplies		**0**	**0**	**0**	**20,000**	**20,000**	**20,000**	**20,000**
Total 129 Hazard Mitigation Grant Progra		**0**	**0**	**0**	**20,000**	**20,000**	**20,000**	**20,000**
130 Personnel								
Salaries & Employee Benefits								
1100	Salaries And Wages	233,672	379,965	432,590	658,202	658,202	658,202	225,612
1400	Extra Help	50,459	35,000	18,410	5,000	5,000	5,000	(13,410)
1450	Unemployment Insurance	569	709	812	1,680	1,680	1,680	868
1460	Overtime	12	0	9	0	0	0	(9)
1470	Health Insurance	29,669	52,112	49,037	76,553	76,553	76,553	27,516
1471	Life & Air Travel Insurance	219	347	405	579	579	579	174
1472	Dental Insurance	2,655	4,320	5,040	6,960	6,960	6,960	1,920
1475	Salaries/Benefits Cost Share	182,595	213,467	213,467	223,298	223,298	223,298	9,831
1500	Retirement	56,243	94,578	107,597	175,259	175,259	175,259	67,662
1510	PARS Contribution	1,175	3,728	4,580	9,687	9,687	9,687	5,107
1600	FICA	21,986	28,518	34,419	49,403	49,403	49,403	14,984
1700	Workers' Compensation	13,744	13,601	13,601	6,511	6,511	6,511	(7,090)
Total Salaries & Employee Benefits		**592,998**	**826,345**	**879,967**	**1,213,132**	**1,213,132**	**1,213,132**	**333,165**
Services and Supplies								
2106	Communications	1,465	900	2,111	2,100	2,100	2,100	(11)
2108	Food	0	0	157	0	0	0	(157)
2109	Household Expense	0	0	310	0	0	0	(310)
2110	Insurance	8,913	11,240	11,240	6,545	6,545	6,545	(4,695)
2112	Maintenance-Equipment	0	200	380	200	200	200	(180)
2113	Maintenance-Structures	916	0	4,437	0	0	0	(4,437)
2115	Memberships	1,950	2,000	1,195	2,000	2,000	2,000	805
2116	Postage	179	1,000	(31)	200	200	200	231
2117	Office Expense	7,380	5,500	4,785	4,500	9,500	9,500	4,715

County of Humboldt
Schedule 9- Budget Unit Expenditure Detail
2019-20 Budget

Object		2017-18 Actual	2018-19 Adopted	2018-19 Actual	2019-20 Request	2019-20 Recommended	2019-20 Proposed	Increase (Decrease)
2118	Professional & Special Service	120,360	31,000	107,917	203,000	203,000	203,000	95,083
2119	Publications & Legal Notices	0	1,000	520	500	500	500	(20)
2120	Rents & Leases - Equipment	4,778	5,500	3,614	4,500	4,500	4,500	886
2121	Rents & Leases - Structures	0	0	91	0	0	0	(91)
2125	Transportation & Travel	150	750	2,862	750	750	750	(2,112)
2126	Utilities	7,152	9,000	5,293	7,500	7,500	7,500	2,207
2148	Computer Software	0	1,750	331	1,500	1,500	1,500	1,169
2217	Books & Periodicals	0	500	3,150	240	240	240	(2,910)
2225	Transportation-Out of County	5,446	6,500	13,219	6,375	6,375	6,375	(6,844)
2317	Office Expense - Equipment	5,525	8,650	6,205	5,000	0	0	(6,205)
2416	Educational Reimbursement	6,699	8,500	6,856	8,500	8,500	8,500	1,644
2614	Staff Development & Training	14,962	10,000	11,104	10,000	10,000	10,000	(1,104)
Total Services and Supplies		**185,875**	**103,990**	**185,746**	**263,410**	**263,410**	**263,410**	**77,664**
Other Charges								
3125	Information Services Charges	15,408	16,668	16,668	17,260	17,260	17,260	592
3513	Communications/Utility Charges	568	604	604	601	601	601	(3)
3517	ADA ISF Charges	0	3,494	3,494	7,963	7,963	7,963	4,469
3940	Purchasing & Disposition Chg	728	817	817	1,315	1,315	1,315	498
Total Other Charges		**16,704**	**21,583**	**21,583**	**27,139**	**27,139**	**27,139**	**5,556**
Fixed Assets								
8990	Furniture & Fixtures	0	0	13,050	0	0	0	(13,050)
Total Fixed Assets		**0**	**0**	**13,050**	**0**	**0**	**0**	**(13,050)**
Special Items								
Total Special Items		**0**	**0**	**0**	**0**	**0**	**0**	**0**
Total 130 Personnel		**795,577**	**951,918**	**1,100,346**	**1,503,681**	**1,503,681**	**1,503,681**	**403,335**
132 USDA Forest Serve Camp Grant A								
Salaries & Employee Benefits								
1475	Salaries/Benefits Cost Share	0	0	0	5,000	5,000	5,000	5,000
Total Salaries & Employee Benefits		**0**	**0**	**0**	**5,000**	**5,000**	**5,000**	**5,000**

Object		2017-18 Actual	2018-19 Adopted	2018-19 Actual	2019-20 Request	2019-20 Recommended	2019-20 Proposed	Increase (Decrease)
Services and Supplies								
2122	Minor Equipment	0	0	0	750	750	750	750
2123	Special Departmental Expense	0	0	0	750	750	750	750
2125	Transportation & Travel	0	0	0	750	750	750	750
2614	Staff Development & Training	0	0	0	750	750	750	750
Total Services and Supplies		**0**	**0**	**0**	**3,000**	**3,000**	**3,000**	**3,000**
Total 132 USDA Forest Serve Camp Grant A		**0**	**0**	**0**	**8,000**	**8,000**	**8,000**	**8,000**
133 USDA Forest Serv CSD Grant B								
Salaries & Employee Benefits								
1475	Salaries/Benefits Cost Share	0	0	0	11,881	11,881	11,881	11,881
Total Salaries & Employee Benefits		**0**	**0**	**0**	**11,881**	**11,881**	**11,881**	**11,881**
Services and Supplies								
2122	Minor Equipment	0	0	0	660	660	660	660
2123	Special Departmental Expense	0	0	0	660	660	660	660
Total Services and Supplies		**0**	**0**	**0**	**1,320**	**1,320**	**1,320**	**1,320**
Total 133 USDA Forest Serv CSD Grant B		**0**	**0**	**0**	**13,201**	**13,201**	**13,201**	**13,201**
140 Elections								
Salaries & Employee Benefits								
1100	Salaries And Wages	252,455	257,742	245,220	316,424	316,424	316,424	71,204
1400	Extra Help	27,925	26,000	38,863	45,000	45,000	45,000	6,137
1450	Unemployment Insurance	527	540	518	940	940	940	422
1460	Overtime	1,979	2,500	9,833	10,000	10,000	10,000	167
1470	Health Insurance	48,564	52,073	39,185	47,059	47,059	47,059	7,874
1471	Life & Air Travel Insurance	199	197	180	232	232	232	52
1472	Dental Insurance	3,540	3,600	3,300	4,176	4,176	4,176	876
1500	Retirement	61,647	66,913	63,659	88,412	88,412	88,412	24,753
1510	PARS Contribution	1,274	2,638	2,758	4,847	4,847	4,847	2,089
1600	FICA	20,510	21,707	21,304	27,650	27,650	27,650	6,346
1700	Workers' Compensation	6,480	6,264	6,264	5,701	5,701	5,701	(563)

County of Humboldt
Schedule 9- Budget Unit Expenditure Detail
2019-20 Budget

Object		2017-18 Actual	2018-19 Adopted	2018-19 Actual	2019-20 Request	2019-20 Recommended	2019-20 Proposed	Increase (Decrease)
Total Salaries & Employee Benefits		**425,100**	**440,174**	**431,084**	**550,441**	**550,441**	**550,441**	**119,357**
Services and Supplies								
2102	Pollworker Stipend	43,162	77,000	32,849	0	0	0	(32,849)
2106	Communications	6,336	2,800	1,917	2,828	2,828	2,828	911
2110	Insurance	7,089	8,084	8,084	10,823	10,823	10,823	2,739
2112	Maintenance-Equipment	6,009	16,000	7,575	8,007	8,007	8,007	432
2114	Medical Dental & Lab Supplies	0	0	66	0	0	0	(66)
2115	Memberships	750	650	50	750	750	750	700
2116	Postage	37,834	72,000	43,735	0	0	0	(43,735)
2117	Office Expense	20,416	20,000	6,828	93,300	93,300	93,300	86,472
2118	Professional & Special Service	5,593	11,000	12,628	4,000	4,000	4,000	(8,628)
2119	Publications & Legal Notices	8,217	10,000	4,338	6,000	6,000	6,000	1,662
2120	Rents & Leases - Equipment	65,088	54,180	52,770	129,024	129,024	129,024	76,254
2121	Rents & Leases - Structures	132,983	129,386	133,092	136,298	136,298	136,298	3,206
2122	Minor Equipment	0	0	274	0	0	0	(274)
2123	Special Departmental Expense	46,818	22,000	14,500	488,000	488,000	488,000	473,500
2125	Transportation & Travel	1,534	2,500	1,975	2,500	2,500	2,500	525
2140	Late Fees & Penalties	506	0	0	0	0	0	0
2148	Computer Software	62,982	75,500	65,501	75,002	75,002	75,002	9,501
2190	HAVA 301	0	164,108	0	0	0	0	0
2191	HAVA Access Grant	0	8,400	5,248	0	0	0	(5,248)
2217	Books & Periodicals	271	1,000	0	0	0	0	0
2225	Transportation-Out of County	6,312	7,500	6,307	10,000	10,000	10,000	3,693
2317	Office Expense - Equipment	7,712	105,984	82,321	0	0	0	(82,321)
2366	Certified Printing	23,811	160,000	104,832	0	0	0	(104,832)
2367	Sample Ballot Printing	260,624	150,000	108,769	0	0	0	(108,769)
2368	Election Specific Supplies	86,262	105,000	82,051	0	0	0	(82,051)
2614	Staff Development & Training	635	0	1,368	0	0	0	(1,368)
Total Services and Supplies		**830,944**	**1,203,092**	**777,078**	**966,532**	**966,532**	**966,532**	**189,454**
Other Charges								
3125	Information Services Charges	48,932	54,534	54,534	58,175	58,175	58,175	3,641
3513	Communications/Utility Charges	768	817	817	812	812	812	(5)
3517	ADA ISF Charges	0	3,494	3,494	3,982	3,982	3,982	488

Object		2017-18 Actual	2018-19 Adopted	2018-19 Actual	2019-20 Request	2019-20 Recommended	2019-20 Proposed	Increase (Decrease)
3940	Purchasing & Disposition Chg	1,238	1,570	1,570	1,130	1,130	1,130	(440)
Total Other Charges		**50,938**	**60,415**	**60,415**	**64,099**	**64,099**	**64,099**	**3,684**
Fixed Assets								
8109	Mailing Equipment	13,320	0	0	0	0	0	0
8983	Voting Equipment	0	0	0	961,019	961,019	961,019	961,019
8990	Furniture & Fixtures	0	10,154	0	0	0	0	0
8998	Building Modification	8,832	8,234	0	0	0	0	0
Total Fixed Assets		**22,152**	**18,388**	**0**	**961,019**	**961,019**	**961,019**	**961,019**
Special Items								
Total Special Items		**0**	**0**	**0**	**0**	**0**	**0**	**0**
Total 140 Elections		**1,329,134**	**1,722,069**	**1,268,577**	**2,542,091**	**2,542,091**	**2,542,091**	**1,273,514**
162 Facility Management								
Salaries & Employee Benefits								
1100	Salaries And Wages	1,821,443	2,020,034	1,608,489	2,147,132	2,103,649	2,103,649	495,160
1300	Tool Allowance	0	2,000	0	2,000	2,000	2,000	2,000
1400	Extra Help	88,623	9,500	47,342	15,500	15,500	15,500	(31,842)
1450	Unemployment Insurance	3,759	3,839	3,116	5,584	5,470	5,470	2,354
1460	Overtime	62,454	68,000	62,032	70,000	70,000	70,000	7,968
1470	Health Insurance	362,241	437,587	273,472	353,428	338,428	338,428	64,956
1471	Life & Air Travel Insurance	1,501	1,631	1,331	1,684	1,649	1,649	318
1472	Dental Insurance	28,733	32,400	26,880	32,712	32,016	32,016	5,136
1475	Salaries/Benefits Cost Share	(1,124,586)	(1,255,480)	(677,344)	(1,169,699)	(1,169,699)	(1,169,699)	(492,355)
1500	Retirement	434,599	512,483	402,085	582,711	570,910	570,910	168,825
1510	PARS Contribution	9,282	20,201	17,542	32,208	31,555	31,555	14,013
1600	FICA	146,578	154,533	128,270	164,257	160,930	160,930	32,660
1700	Workers' Compensation	130,890	135,122	135,122	136,783	136,783	136,783	1,661
Total Salaries & Employee Benefits		**1,965,517**	**2,141,850**	**2,028,337**	**2,374,300**	**2,299,191**	**2,299,191**	**270,854**
Services and Supplies								
2103	Clothing / Employee	1,140	1,300	2,303	3,000	3,000	3,000	697
2106	Communications	4,346	4,552	2,960	5,512	4,552	4,552	1,592

County of Humboldt
Schedule 9- Budget Unit Expenditure Detail
2019-20 Budget

Object		2017-18 Actual	2018-19 Adopted	2018-19 Actual	2019-20 Request	2019-20 Recommended	2019-20 Proposed	Increase (Decrease)
2109	Household Expense	64,146	40,000	47,802	40,000	40,000	40,000	(7,802)
2110	Insurance	30,064	63,854	63,854	83,655	83,655	83,655	19,801
2112	Maintenance-Equipment	25,110	33,000	27,731	128,097	128,097	128,097	100,366
2113	Maintenance-Structures	54,734	69,726	21,477	85,000	85,000	85,000	63,523
2115	Memberships	150	310	0	310	310	310	310
2116	Postage	14	30	1,269	0	0	0	(1,269)
2117	Office Expense	2,410	2,900	10,745	18,985	14,094	14,094	3,349
2118	Professional & Special Service	30,264	25,000	10,145	36,667	36,667	36,667	26,522
2119	Publications & Legal Notices	452	500	8,139	2,000	2,000	2,000	(6,139)
2120	Rents & Leases - Equipment	2,980	4,000	3,985	5,000	5,000	5,000	1,015
2122	Minor Equipment	1,667	600	2,558	2,000	2,000	2,000	(558)
2123	Special Departmental Expense	3,570	2,500	561	6,000	6,000	6,000	5,439
2125	Transportation & Travel	56,949	35,000	43,141	35,000	35,000	35,000	(8,141)
2126	Utilities	13,746	15,500	11,681	15,500	15,500	15,500	3,819
2132	Maintenance Contracts	88,088	102,000	90,731	0	0	0	(90,731)
2140	Late Fees & Penalties	2	0	0	0	0	0	0
2148	Computer Software	7,714	2,500	0	3,500	3,500	3,500	3,500
2225	Transportation-Out of County	1,544	1,000	226	0	0	0	(226)
2313	Hazardous Material Disposal	0	250	400	0	0	0	(400)
2317	Office Expense - Equipment	2,831	5,000	0	0	0	0	0
2350	Safety Related Expenses	177	500	0	0	0	0	0
2412	Maintenance-Outside Repairs	6,227	50,000	0	0	0	0	0
2614	Staff Development & Training	6,200	7,000	1,865	0	0	0	(1,865)
Total Services and Supplies		**404,525**	**467,022**	**351,573**	**470,226**	**464,375**	**464,375**	**112,802**
Other Charges								
3125	Information Services Charges	25,260	29,258	29,258	31,387	31,387	31,387	2,129
3281	ADA Projects	36,636	0	0	0	0	0	0
3513	Communications/Utility Charges	508	549	549	544	544	544	(5)
3517	ADA ISF Charges	0	26,786	26,786	37,428	37,428	37,428	10,642
3576	Brownfields	18,601	110,500	173,334	205,460	205,460	205,460	32,126
3928	Expenditure Reimbursement	41,337	40,000	37,189	39,500	39,500	39,500	2,311
3938	Taxes & Assesments	0	0	324	350	350	350	26
3940	Purchasing & Disposition Chg	5,973	5,691	5,691	4,480	4,480	4,480	(1,211)
Total Other Charges		**128,315**	**212,784**	**273,131**	**319,149**	**319,149**	**319,149**	**46,018**

Object		2017-18 Actual	2018-19 Adopted	2018-19 Actual	2019-20 Request	2019-20 Recommended	2019-20 Proposed	Increase (Decrease)
Fixed Assets								
8773	Vehicle-Pick-up Truck	26,035	0	0	0	0	0	0
8968	Landscaping	19,000	0	0	0	0	0	0
8998	Building Modification	12,686	62,063	28,110	101,200	101,200	101,200	73,090
Total Fixed Assets		**57,721**	**62,063**	**28,110**	**101,200**	**101,200**	**101,200**	**73,090**
Special Items								
9346	Public Works Services	(301,800)	(360,000)	(209,117)	(438,670)	(438,670)	(438,670)	(229,553)
9357	Fingerprint Fees	0	0	105	0	0	0	(105)
Total Special Items		**(301,800)**	**(360,000)**	**(209,012)**	**(438,670)**	**(438,670)**	**(438,670)**	**(229,658)**
Other Financing Uses								
Total Other Financing Uses		**0**	**0**	**0**	**0**	**0**	**0**	**0**
Total 162 Facility Management		**2,254,278**	**2,523,719**	**2,472,139**	**2,826,205**	**2,745,245**	**2,745,245**	**273,106**
166 Public Works - Land Use								
Salaries & Employee Benefits								
1100	Salaries And Wages	267,077	366,080	318,833	385,795	385,795	385,795	66,962
1450	Unemployment Insurance	463	696	516	1,004	1,004	1,004	488
1470	Health Insurance	45,095	65,867	47,604	52,877	52,877	52,877	5,273
1471	Life & Air Travel Insurance	129	197	157	197	197	197	40
1472	Dental Insurance	2,124	3,600	2,820	3,480	3,480	3,480	660
1500	Retirement	62,975	92,876	80,237	104,701	104,701	104,701	24,464
1510	PARS Contribution	1,285	3,662	3,279	5,787	5,787	5,787	2,508
1600	FICA	18,096	28,006	21,645	29,514	29,514	29,514	7,869
1700	Workers' Compensation	34,012	7,165	7,165	8,043	8,043	8,043	878
Total Salaries & Employee Benefits		**431,256**	**568,149**	**482,256**	**591,398**	**591,398**	**591,398**	**109,142**
Services and Supplies								
2105	Clothing / Inmate	81	100	0	100	100	100	100
2106	Communications	2,380	2,200	1,684	2,200	2,200	2,200	516
2109	Household Expense	0	0	172	0	0	0	(172)
2110	Insurance	58,648	90,027	90,027	147,481	147,481	147,481	57,454
2112	Maintenance-Equipment	156	200	390	200	200	200	(190)

County of Humboldt
Schedule 9- Budget Unit Expenditure Detail
2019-20 Budget

Object		2017-18 Actual	2018-19 Adopted	2018-19 Actual	2019-20 Request	2019-20 Recommended	2019-20 Proposed	Increase (Decrease)
2116	Postage	993	50	8	0	0	0	(8)
2117	Office Expense	147	200	1,735	2,050	2,050	2,050	315
2118	Professional & Special Service	3,329	12,000	1,429	10,000	10,000	10,000	8,571
2119	Publications & Legal Notices	4,591	100	716	100	100	100	(616)
2120	Rents & Leases - Equipment	1,470	500	677	500	500	500	(177)
2122	Minor Equipment	0	300	0	300	300	300	300
2123	Special Departmental Expense	0	100	0	2,800	2,800	2,800	2,800
2125	Transportation & Travel	3,318	3,000	2,537	4,200	4,200	4,200	1,663
2126	Utilities	7,202	4,500	5,293	6,800	6,800	6,800	1,507
2140	Late Fees & Penalties	4	0	7	0	0	0	(7)
2148	Computer Software	335	300	0	300	300	300	300
2225	Transportation-Out of County	0	1,200	117	0	0	0	(117)
2317	Office Expense - Equipment	1,881	1,200	0	0	0	0	0
2323	Special Dept Expense	0	1,700	0	0	0	0	0
2614	Staff Development & Training	2,829	1,000	535	0	0	0	(535)
Total Services and Supplies		**87,364**	**118,677**	**105,327**	**177,031**	**177,031**	**177,031**	**71,704**
Other Charges								
3125	Information Services Charges	7,515	8,147	8,147	8,613	8,613	8,613	466
3412	PRD Formation	4,157	1,000	4,488	0	0	0	(4,488)
3513	Communications/Utility Charges	807	852	852	848	848	848	(4)
3517	ADA ISF Charges	0	2,912	2,912	3,982	3,982	3,982	1,070
3928	Expenditure Reimbursement	64,720	17,249	21,482	17,249	17,249	17,249	(4,233)
3940	Purchasing & Disposition Chg	189	428	428	480	480	480	52
Total Other Charges		**77,388**	**30,588**	**38,309**	**31,172**	**31,172**	**31,172**	**(7,137)**
Fixed Assets								
Total Fixed Assets		**0**	**0**	**0**	**0**	**0**	**0**	**0**
Special Items								
9346	Public Works Services	(1,331)	(2,000)	(2)	(2,000)	(2,000)	(2,000)	(1,998)
Total Special Items		**(1,331)**	**(2,000)**	**(2)**	**(2,000)**	**(2,000)**	**(2,000)**	**(1,998)**
Total 166 Public Works - Land Use		**594,677**	**715,414**	**625,890**	**797,601**	**797,601**	**797,601**	**171,711**

168 County Surveyor

County of Humboldt
Schedule 9- Budget Unit Expenditure Detail
2019-20 Budget

Object		2017-18 Actual	2018-19 Adopted	2018-19 Actual	2019-20 Request	2019-20 Recommended	2019-20 Proposed	Increase (Decrease)
Salaries & Employee Benefits								
1100	Salaries And Wages	0	0	0	45,823	0	0	0
1450	Unemployment Insurance	0	0	0	120	0	0	0
1470	Health Insurance	0	0	0	15,000	0	0	0
1471	Life & Air Travel Insurance	0	0	0	35	0	0	0
1472	Dental Insurance	0	0	0	696	0	0	0
1500	Retirement	0	0	0	12,436	0	0	0
1510	PARS Contribution	0	0	0	687	0	0	0
1600	FICA	0	0	0	3,506	0	0	0
Total Salaries & Employee Benefits		**0**	**0**	**0**	**78,303**	**0**	**0**	**0**
Services and Supplies								
2115	Memberships	0	0	220	300	300	300	80
2117	Office Expense	45	200	12	5,200	200	200	188
2119	Publications & Legal Notices	0	0	417	0	0	0	(417)
2123	Special Departmental Expense	0	0	541	12,500	2,500	2,500	1,959
2125	Transportation & Travel	0	500	0	9,197	2,500	2,500	2,500
2225	Transportation-Out of County	1,218	3,500	3,505	0	0	0	(3,505)
2614	Staff Development & Training	1,385	2,000	0	0	0	0	0
Total Services and Supplies		**2,648**	**6,200**	**4,695**	**27,197**	**5,500**	**5,500**	**805**
Other Charges								
3928	Expenditure Reimbursement	82,714	82,242	62,481	93,661	93,661	93,661	31,180
3940	Purchasing & Disposition Chg	44	52	52	155	155	155	103
Total Other Charges		**82,758**	**82,294**	**62,533**	**93,816**	**93,816**	**93,816**	**31,283**
Fixed Assets								
8374	Survey Equipment	0	0	0	59,000	59,000	59,000	59,000
Total Fixed Assets		**0**	**0**	**0**	**59,000**	**59,000**	**59,000**	**59,000**
Special Items								
Total Special Items		**0**	**0**	**0**	**0**	**0**	**0**	**0**
Total 168 County Surveyor		**85,406**	**88,494**	**67,228**	**258,316**	**158,316**	**158,316**	**91,088**

County of Humboldt
Schedule 9- Budget Unit Expenditure Detail
2019-20 Budget

Object		2017-18 Actual	2018-19 Adopted	2018-19 Actual	2019-20 Request	2019-20 Recommended	2019-20 Proposed	Increase (Decrease)
170 Capital Projects								
Services and Supplies								
2118	Professional & Special Service	27,252	0	0	0	0	0	0
2121	Rents & Leases - Structures	0	0	1,600	1,920	1,920	1,920	320
Total Services and Supplies		**27,252**	**0**	**1,600**	**1,920**	**1,920**	**1,920**	**320**
Other Charges								
3133	Right of Way	5,563	5,000	357	0	0	0	(357)
3940	Purchasing & Disposition Chg	131	65	65	139	139	139	74
Total Other Charges		**5,694**	**5,065**	**422**	**139**	**139**	**139**	**(283)**
Fixed Assets								
8469	Corrections Resource Center	345,157	18,501,584	7,660	18,495,584	18,495,584	18,495,584	18,487,924
8626	Electrical Transformers	0	980,000	0	980,000	980,000	980,000	980,000
8706	Video-Interactive	0	0	0	101,200	101,200	101,200	101,200
8817	Roof Replacement	402	0	382	599,617	599,617	599,617	599,235
8823	Veterans Building	4,524,711	3,934,079	3,269,663	1,088,059	1,088,059	1,088,059	(2,181,604)
8842	ADA Capital Projects	489	209,510	0	209,510	209,510	209,510	209,510
8891	Juvenile Hall Renovation Proj	6,081,598	9,310,000	714,951	8,810,000	8,810,000	8,810,000	8,095,049
8934	Fortuna Veterans Building	0	50,000	7,766	25,000	25,000	25,000	17,234
8935	Garberville Veterans Building	0	50,000	0	50,000	50,000	50,000	50,000
8958	Co Building #289 Replace	36,130	1,180,000	47,805	1,098,287	1,098,287	1,098,287	1,050,482
8959	County Building #101 (AG Shop)	0	1,140,000	0	1,140,000	1,140,000	1,140,000	1,140,000
8966	Courthouse Renovation/Remodel	0	892,000	129,486	2,565,609	2,565,609	2,565,609	2,436,123
8967	Courthouse Modifications	0	80,000	0	75,000	75,000	75,000	75,000
8998	Building Modification	0	162,615	271	159,970	159,970	159,970	159,699
Total Fixed Assets		**10,988,487**	**36,489,788**	**4,177,984**	**35,397,836**	**35,397,836**	**35,397,836**	**31,219,852**
Special Items								
Total Special Items		**0**	**0**	**0**	**0**	**0**	**0**	**0**
Other Financing Uses								
Total Other Financing Uses		**0**	**0**	**0**	**0**	**0**	**0**	**0**

County of Humboldt
Schedule 9- Budget Unit Expenditure Detail
2019-20 Budget

Object		2017-18 Actual	2018-19 Adopted	2018-19 Actual	2019-20 Request	2019-20 Recommended	2019-20 Proposed	Increase (Decrease)
Total 170 Capital Projects		**11,021,433**	**36,494,853**	**4,180,006**	**35,399,895**	**35,399,895**	**35,399,895**	**31,219,889**
181 Economic Development & Promot								
Salaries & Employee Benefits								
Total Salaries & Employee Benefits		**0**	**0**	**0**	**0**	**0**	**0**	**0**
Services and Supplies								
2115	Memberships	1,500	1,500	1,500	1,500	1,500	1,500	0
Total Services and Supplies		**1,500**	**1,500**	**1,500**	**1,500**	**1,500**	**1,500**	**0**
Other Charges								
3243	Film & Digital Media	106,973	117,836	117,836	121,342	121,342	121,342	3,506
3929	E/HCCVB	278,313	352,209	352,209	364,470	364,470	364,470	12,261
Total Other Charges		**385,286**	**470,045**	**470,045**	**485,812**	**485,812**	**485,812**	**15,767**
Fixed Assets								
Total Fixed Assets		**0**	**0**	**0**	**0**	**0**	**0**	**0**
Other Financing Uses								
Total Other Financing Uses		**0**	**0**	**0**	**0**	**0**	**0**	**0**
Total 181 Economic Development & Promot		**386,786**	**471,545**	**471,545**	**487,312**	**487,312**	**487,312**	**15,767**
190 COP Payments								
Services and Supplies								
Total Services and Supplies		**0**	**0**	**0**	**0**	**0**	**0**	**0**
Other Charges								
3198	Eureka Vets Memorial Bldg	0	9,433	0	9,433	9,433	9,433	9,433
3208	COP Payments – 1001 4th	0	19,056	0	19,056	19,056	19,056	19,056
3276	COP Weights and Measures	0	18,103	0	18,103	18,103	18,103	18,103
3298	COP Payments-CH Remod.-9	19,140	14,292	0	14,292	14,292	14,292	14,292
3972	COP Pymt 1001 4th Intesrest	0	349	0	349	349	349	349
3973	8COP Pymt Weight/Meas Interest	0	332	0	332	332	332	332
3974	COP Pymt Juv Hall Interest	0	42,016	38,489	37,777	37,777	37,777	(712)

Object		2017-18 Actual	2018-19 Adopted	2018-19 Actual	2019-20 Request	2019-20 Recommended	2019-20 Proposed	Increase (Decrease)
3975	COP Pymt Library 94 Interest	0	10,568	9,691	16,536	16,536	16,536	6,845
3976	COP Pymt Jail Ph I 94 Interest	0	41,827	38,346	65,449	65,449	65,449	27,103
3977	COP Pymt Reg Ctr 96 Interest	0	6,775	6,215	10,601	10,601	10,601	4,386
3978	COP Pymt Jail II PS 96 Interes	0	20,462	18,755	32,018	32,018	32,018	13,263
3979	COP Pymt Jail Ph II 96 Interes	0	27,823	25,509	43,536	43,536	43,536	18,027
3980	COP Pymt Jail Ph I 96 Interest	0	16,782	15,389	26,260	26,260	26,260	10,871
3981	COP Pymt Earthquake Repair Int	0	38,920	35,673	34,934	34,934	34,934	(739)
3982	COP Pymt Animal Shelter Intere	0	42,251	38,731	36,053	36,053	36,053	(2,678)
3983	COP Pymt CH Remod Interest	0	262	0	262	262	262	262
3984	COP Payments Interest	0	8,463	7,755	13,243	13,243	13,243	5,488
3987	ACV Restaurant Interest	0	73	0	73	73	73	73
3988	EKA Vets Interest	0	173	0	173	173	173	173
Total Other Charges		**19,140**	**317,960**	**234,553**	**378,480**	**378,480**	**378,480**	**143,927**
Special Items								
Total Special Items		**0**	**0**	**0**	**0**	**0**	**0**	**0**
Other Financing Uses								
3205	Contributions to Aviation	0	3,970	0	3,970	3,970	3,970	3,970
3288	COP Payment-Juvenile Hall	225,532	183,693	168,388	187,989	187,989	187,989	19,601
3289	COP Payments-Library-94	65,426	54,959	50,380	48,678	48,678	48,678	(1,702)
3290	COP Payments-Jail Phase I-94	258,956	217,525	199,397	192,665	192,665	192,665	(6,732)
3291	COP Payment-Regional Cntr-96	41,943	35,232	32,296	31,206	31,206	31,206	(1,090)
3292	COP Payment-Jail II-PS-96	172,253	144,693	132,638	128,157	128,157	128,157	(4,481)
3293	COP Payments-Jail Phase II-96	126,683	106,414	97,548	94,253	94,253	94,253	(3,295)
3294	COP Payments-Jail Phase I-96	103,901	87,277	80,003	77,303	77,303	77,303	(2,700)
3295	COP Payments	207,256	44,013	40,348	38,983	38,983	38,983	(1,365)
3296	COP Payments-Earthquake Repair	180,075	141,321	129,547	145,358	145,358	145,358	15,811
3297	COP Payments-Animal Shelter	278,070	245,000	224,587	255,000	255,000	255,000	30,413
Total Other Financing Uses		**1,660,095**	**1,264,097**	**1,155,132**	**1,203,562**	**1,203,562**	**1,203,562**	**48,430**
Total 190 COP Payments		**1,679,235**	**1,582,057**	**1,389,685**	**1,582,042**	**1,582,042**	**1,582,042**	**192,357**
197 Measure Z Contribution Other								
Services and Supplies								

Object		2017-18 Actual	2018-19 Adopted	2018-19 Actual	2019-20 Request	2019-20 Recommended	2019-20 Proposed	Increase (Decrease)
2117	Office Expense	0	0	290	3,142,688	0	0	(290)
Total Services and Supplies		**0**	**0**	**290**	**3,142,688**	**0**	**0**	**(290)**
Other Charges								
3195	Contribution Hoopa	276,266	259,208	209,864	623,164	259,008	259,008	49,144
3209	Contribution to City Rio Dell	26,112	32,000	19,818	33,488	23,442	23,442	3,624
3211	Contribution to City Fortuna	275,985	273,348	121,368	402,948	311,000	311,000	189,632
3214	Contribution City of Arcata	269,287	353,367	119,246	573,367	247,358	247,358	128,112
3215	Contribution City of Blue Lake	34,375	75,000	56,250	92,857	0	0	(56,250)
3222	Contribution to City Ferndale	40,000	0	0	82,958	58,071	58,071	58,071
3225	Contribution City of Eureka	209,000	512,840	145,025	2,779,000	290,500	290,500	145,475
3226	Contribution City of Trinidad	34,375	75,000	56,250	0	0	0	(56,250)
3229	Contribution to Fire Districts	465,030	2,290,536	525,373	2,750,622	1,616,794	1,616,794	1,091,421
3258	Housing Assistance	211,122	0	92,489	0	0	0	(92,489)
3262	Contributions-Other	110,004	48,300	215,387	1,744,842	181,444	181,444	(33,943)
3333	Cont to Emergency Services	39,000	65,720	27,684	82,528	68,800	68,800	41,116
3341	Contributn Area 1 Agency Aging	45,000	0	0	0	0	0	0
3352	Contribution Special District	60,000	0	0	0	0	0	0
3653	Youth Program	50,000	40,000	25,862	100,000	0	0	(25,862)
Total Other Charges		**2,145,556**	**4,025,319**	**1,614,616**	**9,265,774**	**3,056,417**	**3,056,417**	**1,441,801**
Other Financing Uses								
3205	Contributions to Aviation	0	0	0	81,725	0	0	0
3270	Contribution to Library	15,000	21,307	0	66,358	0	0	0
Total Other Financing Uses		**15,000**	**21,307**	**0**	**148,083**	**0**	**0**	**0**
Total 197 Measure Z Contribution Other		**2,160,556**	**4,046,626**	**1,614,906**	**12,556,545**	**3,056,417**	**3,056,417**	**1,441,511**
199 Contributions - Other								
Salaries & Employee Benefits								
Total Salaries & Employee Benefits		**0**	**0**	**0**	**0**	**0**	**0**	**0**
Services and Supplies								
Total Services and Supplies		**0**	**0**	**0**	**0**	**0**	**0**	**0**

County of Humboldt
Schedule 9- Budget Unit Expenditure Detail
2019-20 Budget

Object		2017-18 Actual	2018-19 Adopted	2018-19 Actual	2019-20 Request	2019-20 Recommended	2019-20 Proposed	Increase (Decrease)
Other Charges								
3008	Loan to Other Fund	0	97,948	0	105,931	105,931	105,931	105,931
3179	Juvenile Justice Commission	0	0	28	0	0	0	(28)
3190	Ferndale Vets Memorial Bldg	4,843	4,843	4,843	4,843	4,843	4,843	0
3191	Fortuna Vets Memorial Bldg	5,502	5,502	5,502	5,502	5,502	5,502	0
3193	McKinleyville Vets Building	0	2,400	0	2,400	2,400	2,400	2,400
3196	Arcata Vets Memorial Bldg	5,575	5,575	5,575	5,575	5,575	5,575	0
3197	Garberville Vets Memorial Bldg	2,723	5,200	2,021	5,200	5,200	5,200	3,179
3198	Eureka Vets Memorial Bldg	10,371	10,371	10,371	10,371	10,371	10,371	0
3225	Contribution City of Eureka	0	100,000	0	100,000	100,000	100,000	100,000
3229	Contribution to Fire Districts	211,561	201,226	170,181	212,809	212,809	212,809	42,628
3231	Contribution to LAFCO	39,500	40,685	40,685	42,185	42,185	42,185	1,500
3262	Contributions-Other	0	21,145	21,145	75,000	0	0	(21,145)
3271	Special Dis Benefit Assessment	324	500	0	500	500	500	500
3352	Contribution Special District	0	2,000	2,350	2,000	2,000	2,000	(350)
3395	Interest Expense	0	0	451	0	0	0	(451)
3987	ACV Restaurant Interest	0	0	2,842	0	0	0	(2,842)
Total Other Charges		**280,399**	**497,395**	**265,994**	**572,316**	**497,316**	**497,316**	**231,322**
General Fund Contribution								
9317	General Fund MOE	0	0	14,601	0	0	0	(14,601)
Total General Fund Contribution		**0**	**0**	**14,601**	**0**	**0**	**0**	**(14,601)**
Other Financing Uses								
3205	Contributions to Aviation	80,000	350,000	655,343	488,568	471,113	471,113	(184,230)
3239	Contribution to Communications	17,219	17,219	0	2,124,923	2,124,923	2,124,923	2,124,923
3247	Contributions for Def Maintenc	864,250	314,250	314,250	574,000	574,000	574,000	259,750
3257	Contributions to Other Funds	671,000	0	1,881,075	3,020,000	520,000	520,000	(1,361,075)
3263	Contributions to Mental Health	749,273	794,899	197,450	794,899	923,649	923,649	726,199
3264	Contributions to Social Serv	3,320,349	3,340,349	1,660,176	3,320,349	3,347,165	3,347,165	1,686,989
3265	Contributions PARS Post-Employ	0	1,250,000	2,450,000	0	0	0	(2,450,000)
3267	Contribution to ADA Trust	2,271,000	1,250,000	5,416,053	625,000	625,000	625,000	(4,791,053)
3268	Contributions to Health	670,832	673,661	294,855	871,468	673,661	673,661	378,806
3270	Contribution to Library	263,000	153,000	76,500	334,979	208,621	208,621	132,121
3273	Contribution to Hoopa Library	8,000	8,000	4,000	8,000	8,000	8,000	4,000

Object		2017-18 Actual	2018-19 Adopted	2018-19 Actual	2019-20 Request	2019-20 Recommended	2019-20 Proposed	Increase (Decrease)
3283	Contribution- County Librarian	154,065	154,065	77,032	181,547	181,547	181,547	104,515
3334	Contribution Information Tech	0	0	2,929,975	0	0	0	(2,929,975)
3342	Contribution to Reserve	500,000	1,787,600	1,787,600	801,000	801,000	801,000	(986,600)
3343	Cont to Economic Development	60,494	281,216	506,216	1,082,058	1,082,058	1,082,058	575,842
Total Other Financing Uses		**9,629,482**	**10,374,259**	**18,250,525**	**14,226,791**	**11,540,737**	**11,540,737**	**(6,709,788)**
Total 199 Contributions - Other		**9,909,881**	**10,871,654**	**18,531,120**	**14,799,107**	**12,038,053**	**12,038,053**	**(6,493,067)**
202 Juv Crime Prevention Act 2000								
Salaries & Employee Benefits								
1100	Salaries And Wages	82,619	175,173	87,437	127,148	127,148	127,148	39,711
1400	Extra Help	9,273	5,000	11,337	5,086	5,086	5,086	(6,251)
1450	Unemployment Insurance	200	348	177	319	319	319	142
1460	Overtime	0	0	76	0	0	0	(76)
1470	Health Insurance	9,595	30,125	9,023	22,086	22,086	22,086	13,063
1471	Life & Air Travel Insurance	66	104	61	81	81	81	20
1472	Dental Insurance	944	2,160	900	1,405	1,405	1,405	505
1500	Retirement	26,863	61,717	27,604	47,871	47,871	47,871	20,267
1510	PARS Contribution	439	1,723	858	1,840	1,840	1,840	982
1600	FICA	1,457	2,645	1,508	1,852	1,852	1,852	344
1700	Workers' Compensation	3,321	2,595	2,595	3,134	3,134	3,134	539
Total Salaries & Employee Benefits		**134,777**	**281,590**	**141,576**	**210,822**	**210,822**	**210,822**	**69,246**
Services and Supplies								
2106	Communications	0	500	0	0	0	0	0
2110	Insurance	1,980	2,081	2,081	2,649	2,649	2,649	568
2116	Postage	3	200	0	0	0	0	0
2118	Professional & Special Service	0	200	0	13,354	13,354	13,354	13,354
2123	Special Departmental Expense	0	200	0	200	200	200	200
2125	Transportation & Travel	18	500	1	500	500	500	499
2194	Recruiting and Employment Cost	66	100	0	0	0	0	0
2225	Transportation-Out of County	150	300	201	0	0	0	(201)
2325	Contract Services	5,228	10,000	0	0	0	0	0
Total Services and Supplies		**7,445**	**14,081**	**2,283**	**16,703**	**16,703**	**16,703**	**14,420**

Object		2017-18 Actual	2018-19 Adopted	2018-19 Actual	2019-20 Request	2019-20 Recommended	2019-20 Proposed	Increase (Decrease)
Other Charges								
3137	Central Services Charges	3,418	3,418	0	0	0	0	0
3517	ADA ISF Charges	0	2,329	2,329	3,185	3,185	3,185	856
3940	Purchasing & Disposition Chg	0	26	26	15	15	15	(11)
Total Other Charges		**3,418**	**5,773**	**2,355**	**3,200**	**3,200**	**3,200**	**845**
Fixed Assets								
Total Fixed Assets		**0**	**0**	**0**	**0**	**0**	**0**	**0**
Other Financing Uses								
9108	Interfund ExpenditureCost Plan	0	0	0	65	65	65	65
Total Other Financing Uses		**0**	**0**	**0**	**65**	**65**	**65**	**65**
Total 202 Juv Crime Prevention Act 2000		**145,640**	**301,444**	**146,214**	**230,790**	**230,790**	**230,790**	**84,576**
204 N. CAL COMP. CRIMES TAKS FORCE								
Salaries & Employee Benefits								
Total Salaries & Employee Benefits		**0**	**0**	**0**	**0**	**0**	**0**	**0**
Services and Supplies								
Total Services and Supplies		**0**	**0**	**0**	**0**	**0**	**0**	**0**
Other Charges								
Total Other Charges		**0**	**0**	**0**	**0**	**0**	**0**	**0**
Not Applicable								
Total Not Applicable		**0**	**0**	**0**	**0**	**0**	**0**	**0**
Total 204 N. CAL COMP. CRIMES TAKS		**0**	**0**	**0**	**0**	**0**	**0**	**0**
205 District Attorney								
Salaries & Employee Benefits								
1100	Salaries And Wages	2,423,351	2,503,615	2,264,453	2,708,983	2,708,983	2,708,983	444,530
1400	Extra Help	193,828	205,870	112,698	155,000	155,000	155,000	42,302
1450	Unemployment Insurance	4,688	6,491	4,119	7,044	7,044	7,044	2,925

Object		2017-18 Actual	2018-19 Adopted	2018-19 Actual	2019-20 Request	2019-20 Recommended	2019-20 Proposed	Increase (Decrease)
1460	Overtime	39,865	45,000	64,234	45,000	45,000	45,000	(19,234)
1470	Health Insurance	338,721	401,493	274,334	314,697	314,697	314,697	40,363
1471	Life & Air Travel Insurance	1,051	1,143	984	1,132	1,132	1,132	148
1472	Dental Insurance	23,836	25,920	22,560	25,056	25,056	25,056	2,496
1475	Salaries/Benefits Cost Share	0	0	(1,201)	1,500	1,500	1,500	2,701
1500	Retirement	625,491	723,571	623,536	817,902	817,902	817,902	194,366
1510	PARS Contribution	12,114	26,037	24,540	40,635	40,635	40,635	16,095
1600	FICA	149,964	177,528	135,889	164,105	164,105	164,105	28,216
1700	Workers' Compensation	130,248	91,041	91,041	95,740	95,740	95,740	4,699
Total Salaries & Employee Benefits		**3,943,157**	**4,207,709**	**3,617,187**	**4,376,794**	**4,376,794**	**4,376,794**	**759,607**
Services and Supplies								
2103	Clothing / Employee	514	0	332	1,000	1,000	1,000	668
2106	Communications	33,505	28,000	28,945	30,000	30,000	30,000	1,055
2108	Food	0	0	252	1,000	1,000	1,000	748
2109	Household Expense	0	0	810	1,000	1,000	1,000	190
2110	Insurance	64,217	88,186	88,186	65,664	65,664	65,664	(22,522)
2111	Jury Expense	0	0	0	37,500	37,500	37,500	37,500
2112	Maintenance-Equipment	23,593	3,000	15,242	15,000	15,000	15,000	(242)
2113	Maintenance-Structures	828	0	1,044	9,000	9,000	9,000	7,956
2114	Medical Dental & Lab Supplies	0	0	3	0	0	0	(3)
2115	Memberships	16,494	16,000	13,786	16,000	16,000	16,000	2,214
2116	Postage	6,215	6,100	7,732	10,000	10,000	10,000	2,268
2117	Office Expense	47,403	50,000	41,808	48,000	93,000	93,000	51,192
2118	Professional & Special Service	22,116	10,000	9,286	12,500	12,500	12,500	3,214
2119	Publications & Legal Notices	0	0	255	1,000	1,000	1,000	745
2120	Rents & Leases - Equipment	12,743	30,000	10,513	15,000	15,000	15,000	4,487
2121	Rents & Leases - Structures	2,670	10,000	4,184	6,000	6,000	6,000	1,816
2123	Special Departmental Expense	17,265	6,000	13,557	15,000	15,000	15,000	1,443
2125	Transportation & Travel	46,836	50,000	30,932	58,000	58,000	58,000	27,068
2126	Utilities	31,130	30,000	22,394	30,000	30,000	30,000	7,606
2140	Late Fees & Penalties	240	0	853	0	0	0	(853)
2148	Computer Software	12,453	40,000	39,876	52,000	52,000	52,000	12,124
2162	Ergonomic Furniture	1,137	0	0	0	0	0	0
2217	Books & Periodicals	32,969	22,000	17,702	20,000	20,000	20,000	2,298

County of Humboldt
Schedule 9- Budget Unit Expenditure Detail
2019-20 Budget

Object		2017-18 Actual	2018-19 Adopted	2018-19 Actual	2019-20 Request	2019-20 Recommended	2019-20 Proposed	Increase (Decrease)
2218	Recording & Transcriptions	0	6,000	18,023	15,000	15,000	15,000	(3,023)
2223	Special Investigation Fund	1,175	3,000	8,514	3,000	3,000	3,000	(5,514)
2225	Transportation-Out of County	8,343	8,000	1,528	8,000	8,000	8,000	6,472
2311	Jury & Witness Expense	0	15,000	29,127	0	0	0	(29,127)
2317	Office Expense - Equipment	34,959	45,000	0	45,000	0	0	0
2416	Educational Reimbursement	344	0	0	0	0	0	0
2428	Juvenile-Expert Witness	0	1,500	0	0	0	0	0
2614	Staff Development & Training	43,441	47,000	36,791	47,000	47,000	47,000	10,209
2715	Expert Witness	4,787	5,000	5,079	0	0	0	(5,079)
2721	Witness Relocatn & Assist Prog	0	1,000	0	0	0	0	0
2917	Professional Services-Audit	1,500	1,500	1,500	0	0	0	(1,500)
Total Services and Supplies		**466,877**	**522,286**	**448,254**	**561,664**	**561,664**	**561,664**	**113,410**
Other Charges								
3026	Sustain Licenses	16,384	11,500	94	0	0	0	(94)
3125	Information Services Charges	150,740	152,061	152,061	155,056	155,056	155,056	2,995
3513	Communications/Utility Charges	8,629	11,020	11,020	11,861	11,861	11,861	841
3517	ADA ISF Charges	0	21,545	21,545	29,465	29,465	29,465	7,920
3928	Expenditure Reimbursement	16,919	39,453	0	0	0	0	0
3940	Purchasing & Disposition Chg	6,279	6,643	6,643	7,536	7,536	7,536	893
Total Other Charges		**198,951**	**242,222**	**191,363**	**203,918**	**203,918**	**203,918**	**12,555**
Fixed Assets								
8066	Computer Equipment	7,047	0	0	0	0	0	0
8085	Furn-Modular	0	27,334	0	0	0	0	0
8533	Computer Software	42	0	0	11,000	11,000	11,000	11,000
8998	Building Modification	13,817	200,000	6,255	200,000	200,000	200,000	193,745
Total Fixed Assets		**20,906**	**227,334**	**6,255**	**211,000**	**211,000**	**211,000**	**204,745**
Special Items								
9357	Fingerprint Fees	0	0	770	0	0	0	(770)
Total Special Items		**0**	**0**	**770**	**0**	**0**	**0**	**(770)**
Other Financing Uses								
Total Other Financing Uses		**0**	**0**	**0**	**0**	**0**	**0**	**0**

Object		2017-18 Actual	2018-19 Adopted	2018-19 Actual	2019-20 Request	2019-20 Recommended	2019-20 Proposed	Increase (Decrease)
Total 205 District Attorney		**4,629,891**	**5,199,551**	**4,263,829**	**5,353,376**	**5,353,376**	**5,353,376**	**1,089,547**
206 Dept of Child Support Services								
Salaries & Employee Benefits								
1100	Salaries And Wages	2,237,910	2,447,815	1,961,165	2,555,937	2,555,937	2,555,937	594,772
1400	Extra Help	22,970	21,509	68,023	100,256	100,256	100,256	32,233
1450	Unemployment Insurance	4,091	4,692	3,601	6,892	6,892	6,892	3,291
1460	Overtime	3,167	20,000	11,330	18,779	18,779	18,779	7,449
1470	Health Insurance	415,186	545,219	321,101	382,291	382,291	382,291	61,190
1471	Life & Air Travel Insurance	1,603	1,723	1,445	1,686	1,686	1,686	241
1472	Dental Insurance	30,090	33,840	27,960	31,494	31,494	31,494	3,534
1500	Retirement	509,628	611,954	492,544	686,951	686,951	686,951	194,407
1510	PARS Contribution	10,517	24,479	20,755	38,251	38,251	38,251	17,496
1600	FICA	163,156	188,904	145,707	202,749	202,749	202,749	57,042
1700	Workers' Compensation	100,442	96,632	96,632	111,624	111,624	111,624	14,992
Total Salaries & Employee Benefits		**3,498,760**	**3,996,767**	**3,150,263**	**4,136,910**	**4,136,910**	**4,136,910**	**986,647**
Services and Supplies								
2019	Contingencies-JTPA	0	0	25	0	0	0	(25)
2106	Communications	27,730	25,000	20,902	23,000	23,000	23,000	2,098
2108	Food	222	0	0	0	0	0	0
2109	Household Expense	604	1,000	5,165	7,000	7,000	7,000	1,835
2110	Insurance	37,752	41,610	41,610	51,252	51,252	51,252	9,642
2112	Maintenance-Equipment	0	5,000	10,277	10,339	10,339	10,339	62
2113	Maintenance-Structures	0	2,000	894	1,000	1,000	1,000	106
2114	Medical Dental & Lab Supplies	0	0	14	0	0	0	(14)
2115	Memberships	11,529	13,000	11,229	12,310	12,310	12,310	1,081
2116	Postage	9,761	15,000	6,139	0	0	0	(6,139)
2117	Office Expense	15,149	33,123	13,304	105,201	105,201	105,201	91,897
2118	Professional & Special Service	11,814	22,000	30,810	132,648	114,341	114,341	83,531
2119	Publications & Legal Notices	0	0	325	0	0	0	(325)
2120	Rents & Leases - Equipment	13,346	18,000	7,090	11,265	11,265	11,265	4,175
2121	Rents & Leases - Structures	362,579	377,380	391,845	428,641	428,641	428,641	36,796
2123	Special Departmental Expense	0	500	1,935	26,023	26,023	26,023	24,088
2125	Transportation & Travel	4,357	3,000	47,628	56,184	56,184	56,184	8,556

County of Humboldt
Schedule 9- Budget Unit Expenditure Detail
2019-20 Budget

Object		2017-18 Actual	2018-19 Adopted	2018-19 Actual	2019-20 Request	2019-20 Recommended	2019-20 Proposed	Increase (Decrease)
2126	Utilities	6,700	6,000	331	1,000	1,000	1,000	669
2138	Service of Process	11,459	35,718	40	0	0	0	(40)
2140	Late Fees & Penalties	50	0	41	0	0	0	(41)
2147	Media	6,720	14,000	149	0	0	0	(149)
2148	Computer Software	27,139	40,856	6,609	30,413	30,413	30,413	23,804
2217	Books & Periodicals	6,503	7,000	4,485	0	0	0	(4,485)
2225	Transportation-Out of County	65,305	50,000	16,671	0	0	0	(16,671)
2317	Office Expense - Equipment	0	1,500	3,611	0	0	0	(3,611)
2417	Professional Serv-Lab Fees	5,472	8,000	190	0	0	0	(190)
2600	Hospital Services	5,860	8,000	240	0	0	0	(240)
2614	Staff Development & Training	25,655	47,423	1,888	0	0	0	(1,888)
2705	Outreach	2,858	500	0	0	0	0	0
Total Services and Supplies		**658,564**	**775,610**	**623,447**	**896,276**	**877,969**	**877,969**	**254,522**
Other Charges								
3026	Sustain Licenses	0	0	291	0	0	0	(291)
3125	Information Services Charges	77,424	73,928	73,278	77,915	77,915	77,915	4,637
3137	Central Services Charges	49,659	49,659	0	0	0	0	0
3502	State ADAP Grant	244	0	0	0	0	0	0
3513	Communications/Utility Charges	244	382	382	391	391	391	9
3517	ADA ISF Charges	0	49,494	49,494	23,515	23,515	23,515	(25,979)
3940	Purchasing & Disposition Chg	6,191	5,393	5,393	5,718	5,718	5,718	325
Total Other Charges		**133,762**	**178,856**	**128,838**	**107,539**	**107,539**	**107,539**	**(21,299)**
Fixed Assets								
8066	Computer Equipment	43,494	5,000	0	0	0	0	0
8186	Improvements	0	50,000	0	0	0	0	0
8773	Vehicle-Pick-up Truck	30,521	0	0	0	0	0	0
8990	Furniture & Fixtures	0	50,000	0	0	0	0	0
8998	Building Modification	16,723	117,000	0	0	0	0	0
Total Fixed Assets		**90,738**	**222,000**	**0**	**0**	**0**	**0**	**0**
Special Items								
9357	Fingerprint Fees	0	0	665	0	0	0	(665)
Total Special Items		**0**	**0**	**665**	**0**	**0**	**0**	**(665)**

County of Humboldt
Schedule 9- Budget Unit Expenditure Detail
2019-20 Budget

Object		2017-18 Actual	2018-19 Adopted	2018-19 Actual	2019-20 Request	2019-20 Recommended	2019-20 Proposed	Increase (Decrease)
Other Financing Uses								
9108	Interfund ExpenditureCost Plan	0	0	0	25,525	43,832	43,832	43,832
Total Other Financing Uses		**0**	**0**	**0**	**25,525**	**43,832**	**43,832**	**43,832**
Total 206 Dept of Child Support Services		**4,381,824**	**5,173,233**	**3,903,213**	**5,166,250**	**5,166,250**	**5,166,250**	**1,263,037**
208 Victim-Witness Program								
Salaries & Employee Benefits								
1100	Salaries And Wages	61,477	82,826	85,698	194,718	194,718	194,718	109,020
1400	Extra Help	7,320	36,716	15,455	0	0	0	(15,455)
1450	Unemployment Insurance	136	412	185	507	507	507	322
1460	Overtime	0	0	43	0	0	0	(43)
1470	Health Insurance	12,678	24,441	12,844	33,555	33,555	33,555	20,711
1471	Life & Air Travel Insurance	53	70	64	174	174	174	110
1472	Dental Insurance	1,062	1,440	1,320	3,480	3,480	3,480	2,160
1500	Retirement	14,702	21,013	21,937	52,845	52,845	52,845	30,908
1510	PARS Contribution	301	828	873	2,921	2,921	2,921	2,048
1600	FICA	5,107	8,437	7,546	14,896	14,896	14,896	7,350
1700	Workers' Compensation	1,306	1,365	1,365	3,475	3,475	3,475	2,110
Total Salaries & Employee Benefits		**104,142**	**177,548**	**147,330**	**306,571**	**306,571**	**306,571**	**159,241**
Services and Supplies								
2103	Clothing / Employee	0	0	387	0	0	0	(387)
2106	Communications	3,962	5,000	6,673	5,000	5,000	5,000	(1,673)
2109	Household Expense	0	0	660	0	0	0	(660)
2110	Insurance	1,409	1,701	1,701	3,555	3,555	3,555	1,854
2115	Memberships	155	155	0	0	0	0	0
2116	Postage	200	3,000	3,000	3,000	3,000	3,000	0
2117	Office Expense	33,487	18,130	7,029	3,495	3,495	3,495	(3,534)
2120	Rents & Leases - Equipment	2,150	0	2,229	0	0	0	(2,229)
2121	Rents & Leases - Structures	12,069	12,369	12,349	3,000	3,000	3,000	(9,349)
2123	Special Departmental Expense	2,684	11,000	138	38,841	38,841	38,841	38,703
2125	Transportation & Travel	1,422	1,000	1,135	0	0	0	(1,135)
2126	Utilities	2,067	3,000	1,291	3,000	3,000	3,000	1,709
2129	Drinking Water	120	1,000	452	0	0	0	(452)

County of Humboldt
Schedule 9- Budget Unit Expenditure Detail
2019-20 Budget

Object		2017-18 Actual	2018-19 Adopted	2018-19 Actual	2019-20 Request	2019-20 Recommended	2019-20 Proposed	Increase (Decrease)
2140	Late Fees & Penalties	5	0	9	0	0	0	(9)
2148	Computer Software	0	4,000	0	2,000	2,000	2,000	2,000
2217	Books & Periodicals	0	0	111	0	0	0	(111)
2218	Recording & Transcriptions	382	0	514	0	0	0	(514)
2225	Transportation-Out of County	2,253	2,100	737	0	0	0	(737)
2240	Emergency Victim Expenses	4,390	10,000	150	10,000	10,000	10,000	9,850
2317	Office Expense - Equipment	20,600	3,000	195	0	0	0	(195)
2496	Emergency Assistance	16,000	0	0	0	0	0	0
2614	Staff Development & Training	9,608	18,000	333	18,000	18,000	18,000	17,667
Total Services and Supplies		**112,963**	**93,455**	**39,093**	**89,891**	**89,891**	**89,891**	**50,798**
Other Charges								
3026	Sustain Licenses	0	0	31	0	0	0	(31)
3125	Information Services Charges	22,948	24,753	24,753	26,198	26,198	26,198	1,445
3137	Central Services Charges	1,882	1,882	0	0	0	0	0
3298	COP Payments-CH Remod.-9	(33)	0	0	0	0	0	0
3513	Communications/Utility Charges	863	895	895	892	892	892	(3)
3517	ADA ISF Charges	0	1,165	1,165	1,593	1,593	1,593	428
3940	Purchasing & Disposition Chg	568	0	1,357	1,485	1,485	1,485	128
Total Other Charges		**26,228**	**28,695**	**28,201**	**30,168**	**30,168**	**30,168**	**1,967**
Fixed Assets								
8535	Copier	11,410	0	0	0	0	0	0
8777	Vehicle-Auto	12,999	0	0	0	0	0	0
Total Fixed Assets		**24,409**	**0**	**0**	**0**	**0**	**0**	**0**
Special Items								
9138	Intrafund Transfer	0	(10,698)	0	0	0	0	0
Total Special Items		**0**	**(10,698)**	**0**	**0**	**0**	**0**	**0**
Other Financing Uses								
9108	Interfund ExpenditureCost Plan	0	0	0	15,758	15,758	15,758	15,758
Total Other Financing Uses		**0**	**0**	**0**	**15,758**	**15,758**	**15,758**	**15,758**
Total 208 Victim-Witness Program		**267,742**	**289,000**	**214,624**	**442,388**	**442,388**	**442,388**	**227,764**

Object		2017-18 Actual	2018-19 Adopted	2018-19 Actual	2019-20 Request	2019-20 Recommended	2019-20 Proposed	Increase (Decrease)
210 CHAT - Victim Witness								
Salaries & Employee Benefits								
Total Salaries & Employee Benefits		**0**	**0**	**0**	**0**	**0**	**0**	**0**
Services and Supplies								
Total Services and Supplies		**0**	**0**	**0**	**0**	**0**	**0**	**0**
Fixed Assets								
Total Fixed Assets		**0**	**0**	**0**	**0**	**0**	**0**	**0**
Total 210 CHAT - Victim Witness		**0**	**0**	**0**	**0**	**0**	**0**	**0**
211 DA-Child Abuse Service Team								
Salaries & Employee Benefits								
1100	Salaries And Wages	190,787	215,346	132,369	354,598	354,598	354,598	222,229
1450	Unemployment Insurance	415	410	252	922	922	922	670
1460	Overtime	7,202	0	1,321	0	0	0	(1,321)
1470	Health Insurance	26,782	30,832	16,144	36,283	36,283	36,283	20,139
1471	Life & Air Travel Insurance	76	81	59	151	151	151	92
1472	Dental Insurance	2,006	2,160	1,500	3,480	3,480	3,480	1,980
1475	Salaries/Benefits Cost Share	0	0	(50,736)	(382,000)	(382,000)	(382,000)	(331,264)
1500	Retirement	51,679	64,280	36,110	106,669	106,669	106,669	70,559
1510	PARS Contribution	1,012	2,154	1,445	5,319	5,319	5,319	3,874
1600	FICA	9,950	9,413	8,742	21,686	21,686	21,686	12,944
1700	Workers' Compensation	3,946	3,987	3,987	3,961	3,961	3,961	(26)
Total Salaries & Employee Benefits		**293,855**	**328,663**	**151,193**	**151,069**	**151,069**	**151,069**	**(124)**
Services and Supplies								
2103	Clothing / Employee	0	0	948	0	0	0	(948)
2106	Communications	574	1,440	916	2,400	2,400	2,400	1,484
2108	Food	0	0	234	0	0	0	(234)
2109	Household Expense	0	0	80	0	0	0	(80)
2110	Insurance	3,081	3,854	3,854	4,150	4,150	4,150	296
2112	Maintenance-Equipment	0	0	915	0	0	0	(915)

County of Humboldt
Schedule 9- Budget Unit Expenditure Detail
2019-20 Budget

Object		2017-18 Actual	2018-19 Adopted	2018-19 Actual	2019-20 Request	2019-20 Recommended	2019-20 Proposed	Increase (Decrease)
2115	Memberships	0	0	650	0	0	0	(650)
2117	Office Expense	0	500	41,282	7,295	7,295	7,295	(33,987)
2118	Professional & Special Service	0	0	4,380	0	0	0	(4,380)
2120	Rents & Leases - Equipment	0	2,072	0	2,000	2,000	2,000	2,000
2122	Minor Equipment	0	0	521	0	0	0	(521)
2123	Special Departmental Expense	0	600	3,239	0	0	0	(3,239)
2126	Utilities	129	500	602	500	500	500	(102)
2225	Transportation-Out of County	0	0	658	0	0	0	(658)
2240	Emergency Victim Expenses	0	0	1,340	3,750	3,750	3,750	2,410
2311	Jury & Witness Expense	0	0	10,479	0	0	0	(10,479)
2317	Office Expense - Equipment	0	0	14,850	0	0	0	(14,850)
2496	Emergency Assistance	0	0	3,000	0	0	0	(3,000)
2614	Staff Development & Training	0	5,000	19,098	37,985	37,985	37,985	18,887
Total Services and Supplies		**3,784**	**13,966**	**107,046**	**58,080**	**58,080**	**58,080**	**(48,966)**
Other Charges								
3137	Central Services Charges	6,658	6,658	0	0	0	0	0
3513	Communications/Utility Charges	150	173	173	170	170	170	(3)
3517	ADA ISF Charges	0	2,329	2,329	3,185	3,185	3,185	856
3940	Purchasing & Disposition Chg	524	285	285	325	325	325	40
Total Other Charges		**7,332**	**9,445**	**2,787**	**3,680**	**3,680**	**3,680**	**893**
Fixed Assets								
8006	Video Equipment	0	0	24,818	0	0	0	(24,818)
Total Fixed Assets		**0**	**0**	**24,818**	**0**	**0**	**0**	**(24,818)**
Special Items								
9138	Intrafund Transfer	0	(122,074)	0	0	0	0	0
9359	Child Abuse Services	(230,000)	0	0	0	0	0	0
9381	Cost Applied Other Dept	(62,798)	(230,000)	0	0	0	0	0
Total Special Items		**(292,798)**	**(352,074)**	**0**	**0**	**0**	**0**	**0**
Other Financing Uses								
9108	Interfund ExpenditureCost Plan	0	0	0	2,946	2,946	2,946	2,946
Total Other Financing Uses		**0**	**0**	**0**	**2,946**	**2,946**	**2,946**	**2,946**

Object		2017-18 Actual	2018-19 Adopted	2018-19 Actual	2019-20 Request	2019-20 Recommended	2019-20 Proposed	Increase (Decrease)
Total 211 DA-Child Abuse Service Team		**12,173**	**0**	**285,844**	**215,775**	**215,775**	**215,775**	**(70,069)**
213 Homeland Security								
Salaries & Employee Benefits								
1475	Salaries/Benefits Cost Share	0	0	0	10,592	10,592	10,592	10,592
Total Salaries & Employee Benefits		**0**	**0**	**0**	**10,592**	**10,592**	**10,592**	**10,592**
Services and Supplies								
2106	Communications	1,145	29,770	630	1,232	1,232	1,232	602
2112	Maintenance-Equipment	0	0	1,091	0	0	0	(1,091)
2117	Office Expense	198	500	0	0	0	0	0
2121	Rents & Leases - Structures	0	0	2,481	0	0	0	(2,481)
2123	Special Departmental Expense	31,342	152,775	1,346	0	0	0	(1,346)
2125	Transportation & Travel	0	0	771	12,463	12,463	12,463	11,692
2225	Transportation-Out of County	5,133	10,650	0	0	0	0	0
2317	Office Expense - Equipment	6,845	14,000	0	0	0	0	0
2614	Staff Development & Training	5,887	49,000	4,276	12,462	12,462	12,462	8,186
Total Services and Supplies		**50,550**	**256,695**	**10,595**	**26,157**	**26,157**	**26,157**	**15,562**
Other Charges								
3307	Contribution Other Gov Agency	0	0	17,434	146,779	146,779	146,779	129,345
3940	Purchasing & Disposition Chg	422	843	843	0	0	0	(843)
Total Other Charges		**422**	**843**	**18,277**	**146,779**	**146,779**	**146,779**	**128,502**
Fixed Assets								
8074	Communications Equipment	20,616	0	0	0	0	0	0
8308	Automatic Vehicle Locator Syst	30,028	0	0	0	0	0	0
8774	Vehicle-Van	120,000	0	0	0	0	0	0
8862	Safety Equipment	53,714	0	0	0	0	0	0
8912	POLYMERASED CHAINREACTION	0	97,685	0	0	0	0	0
Total Fixed Assets		**224,358**	**97,685**	**0**	**0**	**0**	**0**	**0**
Operating Revenue & Contributn								
Total Operating Revenue & Contributn		**0**	**0**	**0**	**0**	**0**	**0**	**0**

Object		2017-18 Actual	2018-19 Adopted	2018-19 Actual	2019-20 Request	2019-20 Recommended	2019-20 Proposed	Increase (Decrease)
Total 213 Homeland Security		**275,330**	**355,223**	**28,872**	**183,528**	**183,528**	**183,528**	**154,656**
217 Grand Jury								
Services and Supplies								
2106	Communications	218	200	359	350	350	350	(9)
2109	Household Expense	0	0	71	50	50	50	(21)
2111	Jury Expense	23,506	21,450	19,040	21,450	21,450	21,450	2,410
2116	Postage	15	50	0	0	0	0	0
2117	Office Expense	1,795	2,500	3,046	3,500	3,900	3,900	854
2119	Publications & Legal Notices	2,562	3,000	3,622	4,000	4,000	4,000	378
2120	Rents & Leases - Equipment	146	200	0	0	0	0	0
2123	Special Departmental Expense	0	100	0	0	0	0	0
2125	Transportation & Travel	25,329	23,500	16,450	21,399	21,399	21,399	4,949
2126	Utilities	1,638	1,100	1,249	1,400	1,400	1,400	151
2140	Late Fees & Penalties	36	50	0	0	0	0	0
2148	Computer Software	184	200	33	200	200	200	167
2225	Transportation-Out of County	989	770	247	500	500	500	253
2317	Office Expense - Equipment	0	150	3,474	400	0	0	(3,474)
2614	Staff Development & Training	3,104	2,500	2,020	2,500	2,500	2,500	480
Total Services and Supplies		**59,522**	**55,770**	**49,611**	**55,749**	**55,749**	**55,749**	**6,138**
Other Charges								
3125	Information Services Charges	983	1,043	1,043	1,057	1,057	1,057	14
3513	Communications/Utility Charges	147	156	156	155	155	155	(1)
3940	Purchasing & Disposition Chg	306	441	441	449	449	449	8
Total Other Charges		**1,436**	**1,640**	**1,640**	**1,661**	**1,661**	**1,661**	**21**
Fixed Assets								
Total Fixed Assets		**0**	**0**	**0**	**0**	**0**	**0**	**0**
Total 217 Grand Jury		**60,958**	**57,410**	**51,251**	**57,410**	**57,410**	**57,410**	**6,159**
219 Public Defender								
Salaries & Employee Benefits								
1100	Salaries And Wages	1,370,638	1,552,006	1,185,212	1,740,522	1,638,359	1,638,359	453,147

County of Humboldt
Schedule 9- Budget Unit Expenditure Detail
2019-20 Budget

Object		2017-18 Actual	2018-19 Adopted	2018-19 Actual	2019-20 Request	2019-20 Recommended	2019-20 Proposed	Increase (Decrease)
1400	Extra Help	47,532	15,000	32,571	40,000	40,000	40,000	7,429
1450	Unemployment Insurance	2,509	2,997	2,226	4,526	4,260	4,260	2,034
1460	Overtime	823	0	3,942	5,000	5,000	5,000	1,058
1470	Health Insurance	162,698	233,490	109,214	176,946	156,438	156,438	47,224
1471	Life & Air Travel Insurance	530	601	494	786	728	728	234
1472	Dental Insurance	11,328	13,680	10,020	15,312	13,920	13,920	3,900
1500	Retirement	306,964	393,744	296,386	472,360	444,634	444,634	148,248
1510	PARS Contribution	6,440	15,520	12,427	26,107	24,575	24,575	12,148
1600	FICA	103,435	117,185	89,800	133,149	125,334	125,334	35,534
1700	Workers' Compensation	111,725	129,766	129,766	91,513	86,252	86,252	(43,514)
Total Salaries & Employee Benefits		**2,124,622**	**2,473,989**	**1,872,058**	**2,706,221**	**2,539,500**	**2,539,500**	**667,442**
Services and Supplies								
2106	Communications	6,680	24,000	5,612	24,000	24,000	24,000	18,388
2109	Household Expense	700	0	259	0	0	0	(259)
2110	Insurance	19,381	29,984	29,984	28,584	28,584	28,584	(1,400)
2112	Maintenance-Equipment	0	0	0	1,000	1,000	1,000	1,000
2113	Maintenance-Structures	0	0	982	0	0	0	(982)
2115	Memberships	4,869	4,185	4,338	5,100	5,100	5,100	762
2116	Postage	1,489	1,200	407	1,200	1,200	1,200	793
2117	Office Expense	11,636	24,000	14,875	44,909	44,909	44,909	30,034
2118	Professional & Special Service	3,595	3,291	1,845	11,500	11,500	11,500	9,655
2119	Publications & Legal Notices	0	100	140	500	500	500	360
2120	Rents & Leases - Equipment	5,678	5,300	4,241	6,000	6,000	6,000	1,759
2121	Rents & Leases - Structures	15,000	15,000	0	15,000	15,000	15,000	15,000
2122	Minor Equipment	0	0	183	0	0	0	(183)
2123	Special Departmental Expense	436	0	146	0	0	0	(146)
2125	Transportation & Travel	6,996	10,000	3,317	10,000	10,000	10,000	6,683
2126	Utilities	10,033	8,500	9,521	11,000	11,000	11,000	1,479
2129	Drinking Water	776	0	747	1,000	1,000	1,000	253
2140	Late Fees & Penalties	0	0	5	0	0	0	(5)
2148	Computer Software	84,041	36,985	17,994	57,121	57,121	57,121	39,127
2217	Books & Periodicals	4,379	4,500	3,990	5,500	5,500	5,500	1,510
2218	Recording & Transcriptions	996	1,500	953	1,500	1,500	1,500	547
2223	Special Investigation Fund	15	500	0	500	500	500	500

Object		2017-18 Actual	2018-19 Adopted	2018-19 Actual	2019-20 Request	2019-20 Recommended	2019-20 Proposed	Increase (Decrease)
2225	Transportation-Out of County	3,461	1,000	2,198	2,000	2,000	2,000	(198)
2311	Jury & Witness Expense	1,846	1,000	12,879	1,000	1,000	1,000	(11,879)
2317	Office Expense - Equipment	442	6,000	3,411	0	0	0	(3,411)
2318	MCLE Training Costs	175	200	0	0	0	0	0
2504	Interpreters	2,693	3,000	0	0	0	0	0
2614	Staff Development & Training	7,630	12,000	9,741	32,000	32,000	32,000	22,259
Total Services and Supplies		**192,947**	**192,245**	**127,768**	**259,414**	**259,414**	**259,414**	**131,646**
Other Charges								
3026	Sustain Licenses	0	8,115	157	8,115	8,115	8,115	7,958
3125	Information Services Charges	46,732	49,981	49,981	52,222	52,222	52,222	2,241
3513	Communications/Utility Charges	3,816	4,388	4,388	4,777	4,777	4,777	389
3517	ADA ISF Charges	0	11,646	11,646	15,131	15,131	15,131	3,485
3940	Purchasing & Disposition Chg	2,680	2,803	2,803	1,841	1,841	1,841	(962)
Total Other Charges		**53,228**	**76,933**	**68,975**	**82,086**	**82,086**	**82,086**	**13,111**
Fixed Assets								
Total Fixed Assets		**0**	**0**	**0**	**0**	**0**	**0**	**0**
Special Items								
9357	Fingerprint Fees	0	0	210	0	0	0	(210)
Total Special Items		**0**	**0**	**210**	**0**	**0**	**0**	**(210)**
Total 219 Public Defender		**2,370,797**	**2,743,167**	**2,069,011**	**3,047,721**	**2,881,000**	**2,881,000**	**811,989**
220 State Board of Control								
Salaries & Employee Benefits								
1100	Salaries And Wages	82,405	85,320	84,108	88,519	88,519	88,519	4,411
1450	Unemployment Insurance	154	163	135	231	231	231	96
1470	Health Insurance	16,812	17,997	13,289	13,440	13,440	13,440	151
1471	Life & Air Travel Insurance	71	70	64	70	70	70	6
1472	Dental Insurance	1,416	1,440	1,320	1,392	1,392	1,392	72
1500	Retirement	19,759	21,646	19,879	24,023	24,023	24,023	4,144
1510	PARS Contribution	396	853	874	1,328	1,328	1,328	454
1600	FICA	5,873	6,527	6,061	6,772	6,772	6,772	711

County of Humboldt
Schedule 9- Budget Unit Expenditure Detail
2019-20 Budget

Object		2017-18 Actual	2018-19 Adopted	2018-19 Actual	2019-20 Request	2019-20 Recommended	2019-20 Proposed	Increase (Decrease)
1700	Workers' Compensation	1,820	1,816	1,816	1,675	1,675	1,675	(141)
Total Salaries & Employee Benefits		**128,706**	**135,832**	**127,546**	**137,450**	**137,450**	**137,450**	**9,904**
Services and Supplies								
2106	Communications	66	500	900	1,000	1,000	1,000	100
2110	Insurance	1,081	1,427	1,427	1,402	1,402	1,402	(25)
2117	Office Expense	0	500	0	500	500	500	500
2121	Rents & Leases - Structures	12,069	12,369	12,349	3,600	3,600	3,600	(8,749)
2126	Utilities	205	500	749	1,000	1,000	1,000	251
Total Services and Supplies		**13,421**	**15,296**	**15,425**	**7,502**	**7,502**	**7,502**	**(7,923)**
Other Charges								
3137	Central Services Charges	1,856	1,856	0	0	0	0	0
3517	ADA ISF Charges	0	1,048	1,048	1,433	1,433	1,433	385
3940	Purchasing & Disposition Chg	15	13	13	46	46	46	33
Total Other Charges		**1,871**	**2,917**	**1,061**	**1,479**	**1,479**	**1,479**	**418**
Special Items								
9138	Intrafund Transfer	(16,259)	(26,263)	0	0	0	0	0
Total Special Items		**(16,259)**	**(26,263)**	**0**	**0**	**0**	**0**	**0**
Other Financing Uses								
9108	Interfund ExpenditureCost Plan	0	0	0	1,543	1,543	1,543	1,543
Total Other Financing Uses		**0**	**0**	**0**	**1,543**	**1,543**	**1,543**	**1,543**
Total 220 State Board of Control		**127,739**	**127,782**	**144,032**	**147,974**	**147,974**	**147,974**	**3,942**
221 Sheriff Operations								
Salaries & Employee Benefits								
1100	Salaries And Wages	5,980,272	6,523,595	5,924,498	7,125,451	7,125,451	7,125,451	1,200,953
1400	Extra Help	148,537	196,565	204,504	655,357	655,357	655,357	450,853
1450	Unemployment Insurance	13,413	13,025	12,156	20,496	20,496	20,496	8,340
1460	Overtime	1,051,917	1,000,000	1,031,720	1,300,000	1,300,000	1,300,000	268,280
1470	Health Insurance	1,003,682	1,262,973	807,748	1,070,826	1,070,826	1,070,826	263,078
1471	Life & Air Travel Insurance	2,471	2,863	2,258	3,003	3,003	3,003	745

Object		2017-18 Actual	2018-19 Adopted	2018-19 Actual	2019-20 Request	2019-20 Recommended	2019-20 Proposed	Increase (Decrease)
1472	Dental Insurance	60,239	71,280	57,540	71,688	71,688	71,688	14,148
1475	Salaries/Benefits Cost Share	(103,938)	(250,000)	22,992	(256,696)	(256,696)	(256,696)	(279,688)
1500	Retirement	1,773,123	2,178,130	1,841,006	2,536,081	2,536,081	2,536,081	695,075
1510	PARS Contribution	34,377	65,236	71,261	106,138	106,138	106,138	34,877
1600	FICA	180,996	188,703	176,287	220,182	220,182	220,182	43,895
1700	Workers' Compensation	623,749	648,279	648,279	765,405	765,405	765,405	117,126
Total Salaries & Employee Benefits		**10,768,838**	**11,900,649**	**10,800,249**	**13,617,931**	**13,617,931**	**13,617,931**	**2,817,682**
Services and Supplies								
2103	Clothing / Employee	3,878	6,000	41,352	60,000	60,000	60,000	18,648
2106	Communications	70,904	80,000	86,108	113,000	113,000	113,000	26,892
2108	Food	204	0	2,636	1,000	1,000	1,000	(1,636)
2109	Household Expense	185	2,000	5,603	13,000	13,000	13,000	7,397
2110	Insurance	322,054	309,732	309,732	416,603	416,603	416,603	106,871
2112	Maintenance-Equipment	19,760	30,000	15,113	16,000	16,000	16,000	887
2113	Maintenance-Structures	7,603	5,000	6,284	31,000	31,000	31,000	24,716
2114	Medical Dental & Lab Supplies	0	0	2,597	13,000	13,000	13,000	10,403
2115	Memberships	7,627	10,000	12,457	15,000	15,000	15,000	2,543
2116	Postage	8,312	9,000	2,408	0	0	0	(2,408)
2117	Office Expense	53,169	50,000	97,392	175,000	175,000	175,000	77,608
2118	Professional & Special Service	144,392	220,376	127,065	540,000	540,000	540,000	412,935
2119	Publications & Legal Notices	586	750	2,425	5,000	5,000	5,000	2,575
2120	Rents & Leases - Equipment	26,382	30,000	11,858	20,000	20,000	20,000	8,142
2121	Rents & Leases - Structures	30,743	50,000	30,303	31,000	31,000	31,000	697
2122	Minor Equipment	136	250	15,461	45,000	45,000	45,000	29,539
2123	Special Departmental Expense	121,572	150,000	121,080	739,222	702,722	702,722	581,642
2125	Transportation & Travel	578,835	1,250,000	508,479	900,000	900,000	900,000	391,521
2126	Utilities	101,296	80,000	83,432	115,000	115,000	115,000	31,568
2128	Vital Statistics	0	0	259	0	0	0	(259)
2129	Drinking Water	0	0	625	0	0	0	(625)
2140	Late Fees & Penalties	217	300	338	300	300	300	(38)
2148	Computer Software	192,548	180,000	92,586	24,500	24,500	24,500	(68,086)
2217	Books & Periodicals	543	600	1,759	0	0	0	(1,759)
2225	Transportation-Out of County	44,753	30,000	93,705	0	0	0	(93,705)
2229	Abandoned Vehicle Removal	86,818	120,000	134,220	120,000	120,000	120,000	(14,220)

County of Humboldt
Schedule 9- Budget Unit Expenditure Detail
2019-20 Budget

Object		2017-18 Actual	2018-19 Adopted	2018-19 Actual	2019-20 Request	2019-20 Recommended	2019-20 Proposed	Increase (Decrease)
2317	Office Expense - Equipment	16,586	140,000	54,758	0	0	0	(54,758)
2429	S.C.O.P. Program	469	1,000	1,036	0	0	0	(1,036)
2614	Staff Development & Training	28,328	20,000	49,782	130,000	130,000	130,000	80,218
2637	POST Training	54,807	50,000	38,427	0	0	0	(38,427)
Total Services and Supplies		**1,922,707**	**2,825,008**	**1,949,280**	**3,523,625**	**3,487,125**	**3,487,125**	**1,537,845**
Other Charges								
3026	Sustain Licenses	929	900	1,134	0	0	0	(1,134)
3124	Disaster Response Contingency	0	0	0	20,000	20,000	20,000	20,000
3125	Information Services Charges	261,436	282,698	282,698	429,228	429,228	429,228	146,530
3137	Central Services Charges	60,626	60,626	0	0	0	0	0
3245	Hiring Incentives	3,000	0	0	0	0	0	0
3513	Communications/Utility Charges	51,538	64,021	64,021	77,311	77,311	77,311	13,290
3517	ADA ISF Charges	0	58,278	58,278	101,566	101,566	101,566	43,288
3640	DOL CBJT Grant	0	0	(1,579)	0	0	0	1,579
3940	Purchasing & Disposition Chg	13,271	12,365	12,365	13,938	13,938	13,938	1,573
Total Other Charges		**390,800**	**478,888**	**416,917**	**642,043**	**642,043**	**642,043**	**225,126**
Fixed Assets								
8074	Communications Equipment	0	0	11,057	0	0	0	(11,057)
8186	Improvements	0	0	3,829	38,000	38,000	38,000	34,171
8529	CAD/RMS	175,668	175,668	0	268,970	268,970	268,970	268,970
8531	Computer Server	144,677	0	0	0	0	0	0
8690	Radio-Equipment	141,838	0	0	0	0	0	0
8770	Vehicle-Off Road	117,480	0	0	0	0	0	0
8774	Vehicle-Van	0	126,000	153,361	34,000	34,000	34,000	(119,361)
8779	Trailer	10,858	0	0	0	0	0	0
8861	Sheriff Equipment	12,870	0	0	55,100	55,100	55,100	55,100
Total Fixed Assets		**603,391**	**301,668**	**168,247**	**396,070**	**396,070**	**396,070**	**227,823**
Special Items								
9353	Sheriff's Fees	228	(500)	0	0	0	0	0
9354	Alarms	0	(100)	0	0	0	0	0
9357	Fingerprint Fees	(1,050)	(1,000)	(2,590)	(1,500)	(1,500)	(1,500)	1,090
Total Special Items		**(822)**	**(1,600)**	**(2,590)**	**(1,500)**	**(1,500)**	**(1,500)**	**1,090**

Object		2017-18 Actual	2018-19 Adopted	2018-19 Actual	2019-20 Request	2019-20 Recommended	2019-20 Proposed	Increase (Decrease)
Other Financing Uses								
9102	Transfer Out	0	0	1,615	0	0	0	(1,615)
9108	Interfund ExpenditureCost Plan	0	0	0	62,426	62,426	62,426	62,426
Total Other Financing Uses		**0**	**0**	**1,615**	**62,426**	**62,426**	**62,426**	**60,811**
Total 221 Sheriff Operations		**13,684,914**	**15,504,613**	**13,333,718**	**18,240,595**	**18,204,095**	**18,204,095**	**4,870,377**
222 Cal-MMET Coastal Initiative								
Salaries & Employee Benefits								
Total Salaries & Employee Benefits		**0**	**0**	**0**	**0**	**0**	**0**	**0**
Services and Supplies								
Total Services and Supplies		**0**	**0**	**0**	**0**	**0**	**0**	**0**
Other Charges								
Total Other Charges		**0**	**0**	**0**	**0**	**0**	**0**	**0**
Fixed Assets								
Total Fixed Assets		**0**	**0**	**0**	**0**	**0**	**0**	**0**
Special Items								
Total Special Items		**0**	**0**	**0**	**0**	**0**	**0**	**0**
Total 222 Cal-MMET Coastal Initiative		**0**	**0**	**0**	**0**	**0**	**0**	**0**
225 Airport Security								
Salaries & Employee Benefits								
1100	Salaries And Wages	18,904	900	3,311	0	0	0	(3,311)
1400	Extra Help	143,574	267,085	126,708	0	0	0	(126,708)
1450	Unemployment Insurance	288	855	242	0	0	0	(242)
1475	Salaries/Benefits Cost Share	27,494	(50,000)	1,049	0	0	0	(1,049)
1500	Retirement	0	0	93	0	0	0	(93)
1600	FICA	6,774	20,432	6,017	0	0	0	(6,017)
1700	Workers' Compensation	6,720	23,936	23,936	0	0	0	(23,936)

County of Humboldt
Schedule 9- Budget Unit Expenditure Detail
2019-20 Budget

Object		2017-18 Actual	2018-19 Adopted	2018-19 Actual	2019-20 Request	2019-20 Recommended	2019-20 Proposed	Increase (Decrease)
Total Salaries & Employee Benefits		**203,754**	**263,208**	**161,356**	**0**	**0**	**0**	**(161,356)**
Services and Supplies								
2106	Communications	59	100	26	0	0	0	(26)
2110	Insurance	3,904	2,617	2,617	0	0	0	(2,617)
2117	Office Expense	30	50	0	0	0	0	0
2126	Utilities	0	0	28	0	0	0	(28)
Total Services and Supplies		**3,993**	**2,767**	**2,671**	**0**	**0**	**0**	**(2,671)**
Other Charges								
3940	Purchasing & Disposition Chg	58	104	104	0	0	0	(104)
Total Other Charges		**58**	**104**	**104**	**0**	**0**	**0**	**(104)**
Fixed Assets								
Total Fixed Assets		**0**	**0**	**0**	**0**	**0**	**0**	**0**
Special Items								
Total Special Items		**0**	**0**	**0**	**0**	**0**	**0**	**0**
Total 225 Airport Security		**207,805**	**266,079**	**164,131**	**0**	**0**	**0**	**(164,131)**
226 Sheriff-Off Highway Vehicle Pr								
Salaries & Employee Benefits								
Total Salaries & Employee Benefits		**0**	**0**	**0**	**0**	**0**	**0**	**0**
Services and Supplies								
Total Services and Supplies		**0**	**0**	**0**	**0**	**0**	**0**	**0**
Other Charges								
Total Other Charges		**0**	**0**	**0**	**0**	**0**	**0**	**0**
Fixed Assets								
Total Fixed Assets		**0**	**0**	**0**	**0**	**0**	**0**	**0**
Total 226 Sheriff-Off Highway Vehicle Pr		**0**	**0**	**0**	**0**	**0**	**0**	**0**

County of Humboldt
Schedule 9- Budget Unit Expenditure Detail
2019-20 Budget

Object		2017-18 Actual	2018-19 Adopted	2018-19 Actual	2019-20 Request	2019-20 Recommended	2019-20 Proposed	Increase (Decrease)
228 Cann Eradication/Suppress Prog								
Salaries & Employee Benefits								
1100	Salaries And Wages	97,732	249,202	214,265	0	0	0	(214,265)
1400	Extra Help	302	0	(302)	0	0	0	302
1450	Unemployment Insurance	278	474	574	0	0	0	(574)
1460	Overtime	43,905	60,000	94,389	0	0	0	(94,389)
1470	Health Insurance	11,904	48,465	31,061	0	0	0	(31,061)
1471	Life & Air Travel Insurance	33	116	77	0	0	0	(77)
1472	Dental Insurance	1,003	2,880	2,400	0	0	0	(2,400)
1475	Salaries/Benefits Cost Share	15,953	(60,000)	0	100,000	100,000	100,000	100,000
1500	Retirement	31,474	89,264	77,972	0	0	0	(77,972)
1510	PARS Contribution	681	2,493	3,194	0	0	0	(3,194)
1600	FICA	2,081	3,614	4,411	0	0	0	(4,411)
1700	Workers' Compensation	3,540	2,882	2,882	0	0	0	(2,882)
Total Salaries & Employee Benefits		**208,886**	**399,390**	**430,923**	**100,000**	**100,000**	**100,000**	**(330,923)**
Services and Supplies								
2103	Clothing / Employee	0	300	4,187	0	0	0	(4,187)
2106	Communications	1,251	1,000	646	1,500	1,500	1,500	854
2110	Insurance	1,944	2,298	2,298	0	0	0	(2,298)
2112	Maintenance-Equipment	1,639	1,000	3,512	6,000	6,000	6,000	2,488
2116	Postage	0	100	20	0	0	0	(20)
2117	Office Expense	198	1,000	4,011	1,000	1,000	1,000	(3,011)
2118	Professional & Special Service	47,893	2,000	18,464	50,000	50,000	50,000	31,536
2120	Rents & Leases - Equipment	49,455	24,670	8,770	0	0	0	(8,770)
2122	Minor Equipment	0	0	1,029	2,000	2,000	2,000	971
2123	Special Departmental Expense	0	1,000	383	61,700	61,700	61,700	61,317
2125	Transportation & Travel	16,199	10,000	5,492	0	0	0	(5,492)
2126	Utilities	0	0	738	0	0	0	(738)
2148	Computer Software	1,799	1,800	1,799	1,800	1,800	1,800	1
2225	Transportation-Out of County	2,997	4,000	0	0	0	0	0
2317	Office Expense - Equipment	0	0	1,922	0	0	0	(1,922)
2614	Staff Development & Training	140	800	1,361	1,000	1,000	1,000	(361)
2637	POST Training	4,258	0	1,494	0	0	0	(1,494)

Object		2017-18 Actual	2018-19 Adopted	2018-19 Actual	2019-20 Request	2019-20 Recommended	2019-20 Proposed	Increase (Decrease)
Total Services and Supplies		**127,773**	**49,968**	**56,126**	**125,000**	**125,000**	**125,000**	**68,874**
Other Charges								
3137	Central Services Charges	4,264	4,264	0	0	0	0	0
3517	ADA ISF Charges	0	1,165	1,165	0	0	0	(1,165)
3940	Purchasing & Disposition Chg	393	441	441	0	0	0	(441)
Total Other Charges		**4,657**	**5,870**	**1,606**	**0**	**0**	**0**	**(1,606)**
Fixed Assets								
8308	Automatic Vehicle Locator Syst	0	0	18,013	0	0	0	(18,013)
8533	Computer Software	0	0	17,557	0	0	0	(17,557)
Total Fixed Assets		**0**	**0**	**35,570**	**0**	**0**	**0**	**(35,570)**
Special Items								
Total Special Items		**0**	**0**	**0**	**0**	**0**	**0**	**0**
Total 228 Cann Eradication/Suppress Prog		**341,316**	**455,228**	**524,225**	**225,000**	**225,000**	**225,000**	**(299,225)**
229 Boating Safety Grant								
Salaries & Employee Benefits								
1100	Salaries And Wages	70,276	70,781	70,879	0	0	0	(70,879)
1400	Extra Help	26,681	25,000	13,573	0	0	0	(13,573)
1450	Unemployment Insurance	260	135	230	0	0	0	(230)
1460	Overtime	47,857	30,000	36,662	0	0	0	(36,662)
1470	Health Insurance	15,844	16,950	12,328	0	0	0	(12,328)
1471	Life & Air Travel Insurance	24	24	21	0	0	0	(21)
1472	Dental Insurance	708	720	660	0	0	0	(660)
1475	Salaries/Benefits Cost Share	(58,004)	(25,000)	0	120,000	120,000	120,000	120,000
1500	Retirement	22,283	25,354	24,252	0	0	0	(24,252)
1510	PARS Contribution	565	708	1,126	0	0	0	(1,126)
1600	FICA	1,916	1,027	1,764	0	0	0	(1,764)
1700	Workers' Compensation	3,590	4,379	4,379	1,618	1,618	1,618	(2,761)
Total Salaries & Employee Benefits		**132,000**	**150,078**	**165,874**	**121,618**	**121,618**	**121,618**	**(44,256)**
Services and Supplies								

County of Humboldt
Schedule 9- Budget Unit Expenditure Detail
2019-20 Budget

Object		2017-18 Actual	2018-19 Adopted	2018-19 Actual	2019-20 Request	2019-20 Recommended	2019-20 Proposed	Increase (Decrease)
2103	Clothing / Employee	104	0	23	0	0	0	(23)
2106	Communications	0	350	0	0	0	0	0
2109	Household Expense	0	0	41	100	100	100	59
2110	Insurance	1,744	4,043	4,043	1,000	1,000	1,000	(3,043)
2112	Maintenance-Equipment	2,624	1,500	2,356	10,000	10,000	10,000	7,644
2113	Maintenance-Structures	13	1,000	255	0	0	0	(255)
2116	Postage	128	100	0	0	0	0	0
2117	Office Expense	0	100	15	500	500	500	485
2118	Professional & Special Service	0	0	163	500	500	500	337
2121	Rents & Leases - Structures	3,030	3,200	0	0	0	0	0
2122	Minor Equipment	307	500	1,172	7,231	7,231	7,231	6,059
2123	Special Departmental Expense	1,611	2,372	0	0	0	0	0
2125	Transportation & Travel	1,718	1,000	756	15,000	15,000	15,000	14,244
2126	Utilities	20	0	8	0	0	0	(8)
2225	Transportation-Out of County	7,841	6,000	0	0	0	0	0
2317	Office Expense - Equipment	0	0	1,098	0	0	0	(1,098)
2614	Staff Development & Training	110	0	708	2,000	2,000	2,000	1,292
Total Services and Supplies		**19,250**	**20,165**	**10,638**	**36,331**	**36,331**	**36,331**	**25,693**
Other Charges								
3137	Central Services Charges	3,811	3,811	0	0	0	0	0
3517	ADA ISF Charges	0	582	582	796	796	796	214
3940	Purchasing & Disposition Chg	510	337	337	495	495	495	158
Total Other Charges		**4,321**	**4,730**	**919**	**1,291**	**1,291**	**1,291**	**372**
Fixed Assets								
Total Fixed Assets		**0**	**0**	**0**	**0**	**0**	**0**	**0**
Special Items								
Total Special Items		**0**	**0**	**0**	**0**	**0**	**0**	**0**
Other Financing Uses								
9108	Interfund ExpenditureCost Plan	0	0	0	7,022	7,022	7,022	7,022
Total Other Financing Uses		**0**	**0**	**0**	**7,022**	**7,022**	**7,022**	**7,022**

Object		2017-18 Actual	2018-19 Adopted	2018-19 Actual	2019-20 Request	2019-20 Recommended	2019-20 Proposed	Increase (Decrease)
Not Applicable								
Total Not Applicable		**0**	**0**	**0**	**0**	**0**	**0**	**0**
Total 229 Boating Safety Grant		**155,571**	**174,973**	**177,431**	**166,262**	**166,262**	**166,262**	**(11,169)**
234 Juvenile Hall								
Salaries & Employee Benefits								
1100	Salaries And Wages	892,873	997,261	807,590	1,030,934	1,030,934	1,030,934	223,344
1400	Extra Help	166,749	120,000	147,985	120,000	120,000	120,000	(27,985)
1450	Unemployment Insurance	2,081	2,111	1,725	2,634	2,634	2,634	909
1460	Overtime	57,782	60,000	69,668	60,000	60,000	60,000	(9,668)
1470	Health Insurance	168,115	263,788	131,169	218,688	218,688	218,688	87,519
1471	Life & Air Travel Insurance	669	798	546	741	741	741	195
1472	Dental Insurance	11,446	15,840	9,900	14,616	14,616	14,616	4,716
1475	Salaries/Benefits Cost Share	(8,672)	0	0	0	0	0	0
1500	Retirement	277,752	341,418	256,478	371,097	371,097	371,097	114,619
1510	PARS Contribution	4,834	9,910	9,853	15,193	15,193	15,193	5,340
1600	FICA	30,234	24,153	25,717	27,302	27,302	27,302	1,585
1700	Workers' Compensation	33,169	32,250	32,250	32,566	32,566	32,566	316
Total Salaries & Employee Benefits		**1,637,032**	**1,867,529**	**1,492,881**	**1,893,771**	**1,893,771**	**1,893,771**	**400,890**
Services and Supplies								
2105	Clothing / Inmate	7,086	7,500	7,307	7,000	7,000	7,000	(307)
2106	Communications	1,265	2,000	1,020	2,000	2,000	2,000	980
2108	Food	49,713	50,000	47,981	50,000	50,000	50,000	2,019
2109	Household Expense	11,582	12,000	16,026	15,000	15,000	15,000	(1,026)
2110	Insurance	20,354	24,004	24,004	24,836	24,836	24,836	832
2112	Maintenance-Equipment	1,547	1,500	10,002	10,500	10,500	10,500	498
2113	Maintenance-Structures	4,856	5,000	2,942	5,000	5,000	5,000	2,058
2114	Medical Dental & Lab Supplies	957	1,500	477	1,500	1,500	1,500	1,023
2116	Postage	0	0	3	0	0	0	(3)
2117	Office Expense	468	1,000	1,763	2,000	2,000	2,000	237
2118	Professional & Special Service	1,046	1,000	8,703	6,000	6,000	6,000	(2,703)
2119	Publications & Legal Notices	0	0	136	300	300	300	164
2120	Rents & Leases - Equipment	3,286	4,000	2,727	4,500	4,500	4,500	1,773

Object		2017-18 Actual	2018-19 Adopted	2018-19 Actual	2019-20 Request	2019-20 Recommended	2019-20 Proposed	Increase (Decrease)
2122	Minor Equipment	0	0	378	500	500	500	122
2123	Special Departmental Expense	2,866	4,000	3,273	10,000	10,000	10,000	6,727
2125	Transportation & Travel	2,238	2,500	692	6,500	6,500	6,500	5,808
2126	Utilities	94,570	110,000	77,280	110,000	110,000	110,000	32,720
2140	Late Fees & Penalties	5	0	27	0	0	0	(27)
2148	Computer Software	357	550	1,215	1,000	1,000	1,000	(215)
2194	Recruiting and Employment Cost	8,324	7,000	0	0	0	0	0
2217	Books & Periodicals	0	0	44	0	0	0	(44)
2225	Transportation-Out of County	468	1,000	159	0	0	0	(159)
2317	Office Expense - Equipment	4,762	2,000	1,628	0	0	0	(1,628)
2325	Contract Services	15,233	14,000	693	0	0	0	(693)
2614	Staff Development & Training	458	1,000	2,040	0	0	0	(2,040)
Total Services and Supplies		**231,441**	**251,554**	**210,520**	**256,636**	**256,636**	**256,636**	**46,116**
Other Charges								
3125	Information Services Charges	16,131	20,435	20,435	23,225	23,225	23,225	2,790
3513	Communications/Utility Charges	2,569	3,397	3,397	3,830	3,830	3,830	433
3517	ADA ISF Charges	0	12,461	12,461	15,449	15,449	15,449	2,988
3940	Purchasing & Disposition Chg	8,553	3,188	3,188	1,743	1,743	1,743	(1,445)
Total Other Charges		**27,253**	**39,481**	**39,481**	**44,247**	**44,247**	**44,247**	**4,766**
Fixed Assets								
Total Fixed Assets		**0**	**0**	**0**	**0**	**0**	**0**	**0**
Special Items								
Total Special Items		**0**	**0**	**0**	**0**	**0**	**0**	**0**
Other Financing Uses								
Total Other Financing Uses		**0**	**0**	**0**	**0**	**0**	**0**	**0**
Total 234 Juvenile Hall		**1,895,726**	**2,158,564**	**1,742,882**	**2,194,654**	**2,194,654**	**2,194,654**	**451,772**
235 Probation								
Salaries & Employee Benefits								
1100	Salaries And Wages	2,759,746	2,926,067	2,412,698	2,835,369	2,835,369	2,835,369	422,671

County of Humboldt
Schedule 9- Budget Unit Expenditure Detail
2019-20 Budget

Object		2017-18 Actual	2018-19 Adopted	2018-19 Actual	2019-20 Request	2019-20 Recommended	2019-20 Proposed	Increase (Decrease)
1400	Extra Help	10,426	10,000	8,384	32,756	32,756	32,756	24,372
1450	Unemployment Insurance	5,115	5,516	4,406	7,303	7,303	7,303	2,897
1460	Overtime	13,348	10,000	23,036	20,000	20,000	20,000	(3,036)
1470	Health Insurance	464,124	599,778	364,450	398,521	398,521	398,521	34,071
1471	Life & Air Travel Insurance	1,495	1,641	1,334	1,467	1,467	1,467	133
1472	Dental Insurance	29,559	34,560	27,360	29,232	29,232	29,232	1,872
1475	Salaries/Benefits Cost Share	0	0	7,865	0	0	0	(7,865)
1500	Retirement	755,345	959,937	760,045	998,894	998,894	998,894	238,849
1510	PARS Contribution	13,238	28,928	25,875	41,637	41,637	41,637	15,762
1600	FICA	83,214	87,944	74,687	86,782	86,782	86,782	12,095
1700	Workers' Compensation	188,450	171,245	171,245	124,118	124,118	124,118	(47,127)
Total Salaries & Employee Benefits		**4,324,060**	**4,835,616**	**3,881,385**	**4,576,079**	**4,576,079**	**4,576,079**	**694,694**
Services and Supplies								
2103	Clothing / Employee	0	0	782	1,000	1,000	1,000	218
2106	Communications	33,522	41,000	30,330	41,500	41,500	41,500	11,170
2108	Food	0	0	0	1,500	1,500	1,500	1,500
2109	Household Expense	454	1,000	1,169	1,500	1,500	1,500	331
2110	Insurance	52,420	62,497	62,497	140,646	140,646	140,646	78,149
2112	Maintenance-Equipment	441	1,000	3,808	7,000	7,000	7,000	3,192
2113	Maintenance-Structures	19,253	5,000	2,334	5,000	5,000	5,000	2,666
2114	Medical Dental & Lab Supplies	0	0	4,307	15,000	15,000	15,000	10,693
2115	Memberships	3,828	5,150	4,524	8,000	8,000	8,000	3,476
2116	Postage	3,742	6,500	5,515	0	0	0	(5,515)
2117	Office Expense	26,737	28,600	28,032	45,500	45,500	45,500	17,468
2118	Professional & Special Service	4,405	7,700	39,938	200,000	200,000	200,000	160,062
2119	Publications & Legal Notices	0	500	666	1,200	1,200	1,200	534
2120	Rents & Leases - Equipment	28,997	21,400	7,904	21,750	21,750	21,750	13,846
2121	Rents & Leases - Structures	142,159	145,000	149,208	149,350	149,350	149,350	142
2122	Minor Equipment	0	0	2,507	0	0	0	(2,507)
2123	Special Departmental Expense	13,714	20,000	21,221	102,500	102,500	102,500	81,279
2125	Transportation & Travel	47,163	35,150	30,147	81,500	81,500	81,500	51,353
2126	Utilities	23,626	19,700	18,040	25,000	25,000	25,000	6,960
2129	Drinking Water	883	1,550	341	0	0	0	(341)
2135	CYA, Camps & Ranches	39,839	50,000	47,806	60,000	60,000	60,000	12,194

County of Humboldt
Schedule 9- Budget Unit Expenditure Detail
2019-20 Budget

Object		2017-18 Actual	2018-19 Adopted	2018-19 Actual	2019-20 Request	2019-20 Recommended	2019-20 Proposed	Increase (Decrease)
2140	Late Fees & Penalties	60	0	156	0	0	0	(156)
2148	Computer Software	2,264	7,500	3,130	57,500	57,500	57,500	54,370
2194	Recruiting and Employment Cost	12,492	15,000	138	0	0	0	(138)
2217	Books & Periodicals	0	0	1,529	0	0	0	(1,529)
2225	Transportation-Out of County	19,196	25,000	22,141	0	0	0	(22,141)
2261	Client Related Transportation	0	0	2,448	3,000	3,000	3,000	552
2317	Office Expense - Equipment	41,051	40,000	5,569	0	0	0	(5,569)
2325	Contract Services	148,480	225,000	105,254	0	0	0	(105,254)
2421	Juvenile Justice/Delinquency	1,287	1,000	105	0	0	0	(105)
2481	Drug Testing	9,586	15,000	0	0	0	0	0
2614	Staff Development & Training	40,268	41,500	22,302	0	0	0	(22,302)
2629	STC Training	39,145	41,280	52,088	38,640	38,640	38,640	(13,448)
2714	CDCI	0	50,000	43,980	0	0	0	(43,980)
Total Services and Supplies		**755,012**	**913,027**	**719,916**	**1,007,086**	**1,007,086**	**1,007,086**	**287,170**
Other Charges								
3026	Sustain Licenses	10,426	13,650	13,526	0	0	0	(13,526)
3125	Information Services Charges	169,795	186,264	186,264	191,180	191,180	191,180	4,916
3137	Central Services Charges	0	4,627	0	0	0	0	0
3159	Prevention Commission	1,800	2,000	1,850	0	0	0	(1,850)
3413	Placement Visits	6,490	9,000	8,554	0	0	0	(8,554)
3513	Communications/Utility Charges	20,071	25,938	25,938	27,425	27,425	27,425	1,487
3517	ADA ISF Charges	0	34,648	34,648	44,197	44,197	44,197	9,549
3940	Purchasing & Disposition Chg	5,419	6,124	6,124	5,524	5,524	5,524	(600)
Total Other Charges		**214,001**	**282,251**	**276,904**	**268,326**	**268,326**	**268,326**	**(8,578)**
Fixed Assets								
Total Fixed Assets		**0**	**0**	**0**	**0**	**0**	**0**	**0**
Special Items								
9350	Drug Court Partnership	0	(112,696)	(71,878)	0	0	0	71,878
9351	CDCI Comp Drug Court Implement	0	(117,295)	(12,621)	0	0	0	12,621
Total Special Items		**0**	**(229,991)**	**(84,499)**	**0**	**0**	**0**	**84,499**
Charges for Current Services								

Object	2017-18 Actual	2018-19 Adopted	2018-19 Actual	2019-20 Request	2019-20 Recommended	2019-20 Proposed	Increase (Decrease)
Total Charges for Current Services	**0**	**0**	**0**	**0**	**0**	**0**	**0**
Not Applicable							
Total Not Applicable	**0**	**0**	**0**	**0**	**0**	**0**	**0**
Total 235 Probation	**5,293,073**	**5,800,903**	**4,793,706**	**5,851,491**	**5,851,491**	**5,851,491**	**1,057,785**
239 Juvenile MIOCR							
Salaries & Employee Benefits							
Total Salaries & Employee Benefits	**0**	**0**	**0**	**0**	**0**	**0**	**0**
Services and Supplies							
Total Services and Supplies	**0**	**0**	**0**	**0**	**0**	**0**	**0**
Other Charges							
Total Other Charges	**0**	**0**	**0**	**0**	**0**	**0**	**0**
Fixed Assets							
Total Fixed Assets	**0**	**0**	**0**	**0**	**0**	**0**	**0**
Special Items							
Total Special Items	**0**	**0**	**0**	**0**	**0**	**0**	**0**
Total 239 Juvenile MIOCR	**0**	**0**	**0**	**0**	**0**	**0**	**0**
242 Temporary Courthouse Construct							
Services and Supplies							
Total Services and Supplies	**0**	**0**	**0**	**0**	**0**	**0**	**0**
Other Charges							
3344 Negative Interest Expense	16,946	10,000	14,927	25,000	25,000	25,000	10,073
Total Other Charges	**16,946**	**10,000**	**14,927**	**25,000**	**25,000**	**25,000**	**10,073**
Other Financing Uses							
3210 Contributions to General Fund	106,771	825,613	808,229	0	0	0	(808,229)

Object		2017-18 Actual	2018-19 Adopted	2018-19 Actual	2019-20 Request	2019-20 Recommended	2019-20 Proposed	Increase (Decrease)
9102	Transfer Out	0	0	0	402,000	402,000	402,000	402,000
Total Other Financing Uses		**106,771**	**825,613**	**808,229**	**402,000**	**402,000**	**402,000**	**(406,229)**
Total 242 Temporary Courthouse Construct		**123,717**	**835,613**	**823,156**	**427,000**	**427,000**	**427,000**	**(396,156)**
243 Correctional Facility								
Salaries & Employee Benefits								
1100	Salaries And Wages	5,002,985	5,161,215	4,779,704	6,225,466	6,225,466	6,225,466	1,445,762
1400	Extra Help	123,585	146,709	103,863	87,475	87,475	87,475	(16,388)
1450	Unemployment Insurance	11,903	10,276	11,737	16,037	16,037	16,037	4,300
1460	Overtime	1,615,035	1,560,000	1,771,813	925,000	925,000	925,000	(846,813)
1470	Health Insurance	931,943	1,203,282	744,086	957,261	957,261	957,261	213,175
1471	Life & Air Travel Insurance	3,249	3,711	2,916	3,850	3,850	3,850	934
1472	Dental Insurance	65,195	77,040	60,540	77,952	77,952	77,952	17,412
1475	Salaries/Benefits Cost Share	30,430	55,000	7,687	0	0	0	(7,687)
1500	Retirement	1,399,031	1,759,178	1,416,927	2,265,531	2,265,531	2,265,531	848,604
1510	PARS Contribution	31,354	51,613	66,886	91,211	91,211	91,211	24,325
1600	FICA	134,026	139,203	138,707	145,585	145,585	145,585	6,878
1700	Workers' Compensation	429,943	532,875	532,875	535,820	535,820	535,820	2,945
Total Salaries & Employee Benefits		**9,778,679**	**10,700,102**	**9,637,741**	**11,331,188**	**11,331,188**	**11,331,188**	**1,693,447**
Services and Supplies								
2103	Clothing / Employee	1,802	2,000	18,295	15,000	15,000	15,000	(3,295)
2105	Clothing / Inmate	36,993	48,000	43,593	53,000	53,000	53,000	9,407
2106	Communications	11,636	12,000	9,456	13,500	13,500	13,500	4,044
2108	Food	787,356	920,000	706,090	925,000	925,000	925,000	218,910
2109	Household Expense	189,847	250,000	174,073	220,000	220,000	220,000	45,927
2110	Insurance	348,928	359,116	359,116	409,513	409,513	409,513	50,397
2112	Maintenance-Equipment	82,122	200,000	60,866	82,000	82,000	82,000	21,134
2113	Maintenance-Structures	85,082	275,000	132,450	200,000	200,000	200,000	67,550
2115	Memberships	76	150	0	0	0	0	0
2116	Postage	730	2,500	285	0	0	0	(285)
2117	Office Expense	53,266	40,000	59,110	50,000	50,000	50,000	(9,110)
2118	Professional & Special Service	131,014	150,000	111,257	162,000	162,000	162,000	50,743
2119	Publications & Legal Notices	712	1,000	889	0	0	0	(889)

County of Humboldt
Schedule 9- Budget Unit Expenditure Detail
2019-20 Budget

Object		2017-18 Actual	2018-19 Adopted	2018-19 Actual	2019-20 Request	2019-20 Recommended	2019-20 Proposed	Increase (Decrease)
2120	Rents & Leases - Equipment	9,894	10,000	2,680	12,500	12,500	12,500	9,820
2122	Minor Equipment	960	500	15,420	17,000	17,000	17,000	1,580
2123	Special Departmental Expense	76,241	160,000	34,188	331,776	331,776	331,776	297,588
2125	Transportation & Travel	53,275	95,000	47,362	96,000	96,000	96,000	48,638
2126	Utilities	736,093	650,000	573,185	770,000	770,000	770,000	196,815
2129	Drinking Water	0	0	164	0	0	0	(164)
2140	Late Fees & Penalties	146	200	89	0	0	0	(89)
2148	Computer Software	7,015	12,000	8,705	13,000	13,000	13,000	4,295
2199	Firewood Distribution	61,323	30,000	20,403	30,000	30,000	30,000	9,597
2208	County Farm Project	6,025	12,000	26,101	50,000	50,000	50,000	23,899
2217	Books & Periodicals	333	500	262	0	0	0	(262)
2218	Recording & Transcriptions	0	0	514	0	0	0	(514)
2224	COST Training	97,540	60,000	35,911	0	0	0	(35,911)
2225	Transportation-Out of County	11,373	12,000	18,808	0	0	0	(18,808)
2317	Office Expense - Equipment	25,244	140,000	86,863	0	0	0	(86,863)
2557	Inmate Welfare Fund	90,902	250,000	104,923	0	0	0	(104,923)
2614	Staff Development & Training	8,398	9,000	9,274	60,000	60,000	60,000	50,726
2637	POST Training	1,302	0	1,851	0	0	0	(1,851)
2725	Prisoner Transport-Out of Co	5,309	8,000	9,773	0	0	0	(9,773)
Total Services and Supplies		**2,920,937**	**3,708,966**	**2,671,956**	**3,510,289**	**3,510,289**	**3,510,289**	**838,333**
Other Charges								
3026	Sustain Licenses	1,858	1,800	2,157	0	0	0	(2,157)
3125	Information Services Charges	102,324	113,813	113,813	127,234	127,234	127,234	13,421
3513	Communications/Utility Charges	37,029	38,052	38,052	40,703	40,703	40,703	2,651
3517	ADA ISF Charges	0	68,130	68,130	97,950	97,950	97,950	29,820
3928	Expenditure Reimbursement	550	300	221	0	0	0	(221)
3940	Purchasing & Disposition Chg	22,582	20,043	20,043	10,640	10,640	10,640	(9,403)
Total Other Charges		**164,343**	**242,138**	**242,416**	**276,527**	**276,527**	**276,527**	**34,111**
Fixed Assets								
8119	Security System	27,075	0	0	0	0	0	0
8128	Blackboard:Hand/Electronic	0	0	0	3,814	3,814	3,814	3,814
8129	Shelves	0	12,800	0	0	0	0	0
8186	Improvements	7,719	0	36,240	4,676,830	176,830	176,830	140,590

Object		2017-18 Actual	2018-19 Adopted	2018-19 Actual	2019-20 Request	2019-20 Recommended	2019-20 Proposed	Increase (Decrease)
8358	Battery Charger/Backup	0	20,000	0	0	0	0	0
8439	Food Slicer	0	5,000	0	0	0	0	0
8451	Oven	0	12,000	9,495	24,000	24,000	24,000	14,505
8861	Sheriff Equipment	28,945	11,500	7,074	66,299	66,299	66,299	59,225
8986	Equipment	0	0	6,438	0	0	0	(6,438)
Total Fixed Assets		**63,739**	**61,300**	**59,247**	**4,770,943**	**270,943**	**270,943**	**211,696**
Special Items								
Total Special Items		**0**	**0**	**0**	**0**	**0**	**0**	**0**
Other Financing Uses								
9102	Transfer Out	0	0	60,397	0	0	0	(60,397)
9108	Interfund ExpenditureCost Plan	0	0	0	5,610	5,610	5,610	5,610
Total Other Financing Uses		**0**	**0**	**60,397**	**5,610**	**5,610**	**5,610**	**(54,787)**
Total 243 Correctional Facility		**12,927,698**	**14,712,506**	**12,671,757**	**19,894,557**	**15,394,557**	**15,394,557**	**2,722,800**
244 CORRECTIONAL FACILITY REALIGN								
Salaries & Employee Benefits								
1100	Salaries And Wages	180,494	186,231	129,035	0	0	0	(129,035)
1400	Extra Help	3,659	0	(3,659)	0	0	0	3,659
1450	Unemployment Insurance	392	354	211	0	0	0	(211)
1460	Overtime	26,054	25,000	13,459	0	0	0	(13,459)
1470	Health Insurance	40,705	38,706	16,425	0	0	0	(16,425)
1471	Life & Air Travel Insurance	141	139	75	0	0	0	(75)
1472	Dental Insurance	2,832	2,880	1,560	0	0	0	(1,560)
1500	Retirement	55,578	63,150	28,448	0	0	0	(28,448)
1510	PARS Contribution	1,029	1,863	1,204	0	0	0	(1,204)
1600	FICA	4,744	4,812	4,153	0	0	0	(4,153)
1700	Workers' Compensation	2,674	3,200	3,200	0	0	0	(3,200)
Total Salaries & Employee Benefits		**318,302**	**326,335**	**194,111**	**0**	**0**	**0**	**(194,111)**
Services and Supplies								
2105	Clothing / Inmate	7,500	7,500	0	0	0	0	0
2106	Communications	0	1,500	0	0	0	0	0

Object		2017-18 Actual	2018-19 Adopted	2018-19 Actual	2019-20 Request	2019-20 Recommended	2019-20 Proposed	Increase (Decrease)
2108	Food	32,750	32,750	0	0	0	0	0
2109	Household Expense	1,000	1,000	0	0	0	0	0
2110	Insurance	1,605	2,539	2,539	0	0	0	(2,539)
2112	Maintenance-Equipment	0	500	0	0	0	0	0
2117	Office Expense	0	500	0	0	0	0	0
2118	Professional & Special Service	2,900	37,500	0	0	0	0	0
2120	Rents & Leases - Equipment	0	1,500	0	0	0	0	0
2123	Special Departmental Expense	666	2,500	0	0	0	0	0
2125	Transportation & Travel	5,735	8,000	3,886	0	0	0	(3,886)
2225	Transportation-Out of County	0	2,000	0	0	0	0	0
Total Services and Supplies		**52,156**	**97,789**	**6,425**	**0**	**0**	**0**	**(6,425)**
Other Charges								
3026	Sustain Licenses	929	930	1,031	0	0	0	(1,031)
3137	Central Services Charges	31,677	31,677	0	0	0	0	0
3517	ADA ISF Charges	0	2,329	2,329	0	0	0	(2,329)
3940	Purchasing & Disposition Chg	15	0	0	0	0	0	0
Total Other Charges		**32,621**	**34,936**	**3,360**	**0**	**0**	**0**	**(3,360)**
Fixed Assets								
Total Fixed Assets		**0**	**0**	**0**	**0**	**0**	**0**	**0**
Total 244 CORRECTIONAL FACILITY		**403,079**	**459,060**	**203,896**	**0**	**0**	**0**	**(203,896)**
245 Drug Court								
Salaries & Employee Benefits								
1100	Salaries And Wages	89,906	0	0	203,412	203,412	203,412	203,412
1450	Unemployment Insurance	177	0	0	529	529	529	529
1470	Health Insurance	20,052	0	0	31,735	31,735	31,735	31,735
1471	Life & Air Travel Insurance	59	0	0	116	116	116	116
1472	Dental Insurance	1,416	0	0	2,784	2,784	2,784	2,784
1500	Retirement	25,649	0	0	69,141	69,141	69,141	69,141
1510	PARS Contribution	437	0	0	3,052	3,052	3,052	3,052
1600	FICA	3,782	0	0	8,293	8,293	8,293	8,293
1700	Workers' Compensation	1,761	0	0	0	0	0	0

County of Humboldt
Schedule 9- Budget Unit Expenditure Detail
2019-20 Budget

Object		2017-18 Actual	2018-19 Adopted	2018-19 Actual	2019-20 Request	2019-20 Recommended	2019-20 Proposed	Increase (Decrease)
Total Salaries & Employee Benefits		**143,239**	**0**	**0**	**319,062**	**319,062**	**319,062**	**319,062**
Services and Supplies								
2106	Communications	674	0	0	1,500	1,500	1,500	1,500
2108	Food	0	0	0	150	150	150	150
2110	Insurance	1,049	0	0	0	0	0	0
2114	Medical Dental & Lab Supplies	0	0	0	9,500	9,500	9,500	9,500
2115	Memberships	0	0	0	150	150	150	150
2116	Postage	150	0	0	0	0	0	0
2117	Office Expense	610	0	0	1,000	1,000	1,000	1,000
2118	Professional & Special Service	150	0	0	32,880	32,880	32,880	32,880
2120	Rents & Leases - Equipment	1,962	0	0	1,500	1,500	1,500	1,500
2123	Special Departmental Expense	0	0	0	4,500	4,500	4,500	4,500
2125	Transportation & Travel	0	0	0	10,000	10,000	10,000	10,000
2126	Utilities	2,187	0	0	4,000	4,000	4,000	4,000
2129	Drinking Water	133	0	0	0	0	0	0
2148	Computer Software	0	0	0	1,500	1,500	1,500	1,500
2481	Drug Testing	5,964	0	0	0	0	0	0
2614	Staff Development & Training	731	0	0	0	0	0	0
2714	CDCI	36,390	0	0	0	0	0	0
Total Services and Supplies		**50,000**	**0**	**0**	**66,680**	**66,680**	**66,680**	**66,680**
Other Charges								
3026	Sustain Licenses	920	0	0	0	0	0	0
3137	Central Services Charges	4,627	0	0	0	0	0	0
3258	Housing Assistance	0	0	0	20,000	20,000	20,000	20,000
3513	Communications/Utility Charges	459	0	0	483	483	483	483
3940	Purchasing & Disposition Chg	437	0	0	588	588	588	588
Total Other Charges		**6,443**	**0**	**0**	**21,071**	**21,071**	**21,071**	**21,071**
Fixed Assets								
Total Fixed Assets		**0**	**0**	**0**	**0**	**0**	**0**	**0**
Special Items								
9350	Drug Court Partnership	(143,239)	0	0	0	0	0	0

Object		2017-18 Actual	2018-19 Adopted	2018-19 Actual	2019-20 Request	2019-20 Recommended	2019-20 Proposed	Increase (Decrease)
9351	CDCI Comp Drug Court Implement	(49,887)	0	0	0	0	0	0
Total Special Items		**(193,126)**	**0**	**0**	**0**	**0**	**0**	**0**
Other Financing Uses								
9108	Interfund ExpenditureCost Plan	0	0	0	2,292	2,292	2,292	2,292
Total Other Financing Uses		**0**	**0**	**0**	**2,292**	**2,292**	**2,292**	**2,292**
Total 245 Drug Court		**6,556**	**0**	**0**	**409,105**	**409,105**	**409,105**	**409,105**
246 Conflict Counsel								
Salaries & Employee Benefits								
1100	Salaries And Wages	713,837	708,589	599,938	808,170	719,861	719,861	119,923
1400	Extra Help	38,956	8,100	37,881	51,583	51,583	51,583	13,702
1450	Unemployment Insurance	1,447	1,372	1,133	2,347	2,117	2,117	984
1460	Overtime	413	0	189	1,000	1,000	1,000	811
1470	Health Insurance	71,681	95,368	59,252	78,759	68,505	68,505	9,253
1471	Life & Air Travel Insurance	245	266	239	312	289	289	50
1472	Dental Insurance	5,959	6,480	5,520	6,960	6,264	6,264	744
1500	Retirement	161,809	179,769	144,718	219,601	195,635	195,635	50,917
1510	PARS Contribution	3,399	7,086	6,128	12,138	10,813	10,813	4,685
1600	FICA	56,628	54,827	47,359	65,848	59,092	59,092	11,733
1700	Workers' Compensation	14,512	16,141	16,141	19,889	15,341	15,341	(800)
Total Salaries & Employee Benefits		**1,068,886**	**1,077,998**	**918,498**	**1,266,607**	**1,130,500**	**1,130,500**	**212,002**
Services and Supplies								
2106	Communications	6,269	6,754	1,684	7,000	7,000	7,000	5,316
2109	Household Expense	0	0	454	0	0	0	(454)
2110	Insurance	9,479	13,419	13,419	13,586	13,586	13,586	167
2112	Maintenance-Equipment	971	200	2,464	1,000	1,000	1,000	(1,464)
2113	Maintenance-Structures	0	0	108	0	0	0	(108)
2115	Memberships	2,305	2,400	2,138	2,500	2,500	2,500	362
2116	Postage	150	350	337	350	350	350	13
2117	Office Expense	7,369	8,660	9,465	10,914	10,914	10,914	1,449
2118	Professional & Special Service	438	30,808	2,013	3,500	3,500	3,500	1,487
2120	Rents & Leases - Equipment	5,292	4,479	0	5,400	5,400	5,400	5,400

County of Humboldt
Schedule 9- Budget Unit Expenditure Detail
2019-20 Budget

Object		2017-18 Actual	2018-19 Adopted	2018-19 Actual	2019-20 Request	2019-20 Recommended	2019-20 Proposed	Increase (Decrease)
2121	Rents & Leases - Structures	27,600	30,000	27,755	34,000	34,000	34,000	6,245
2123	Special Departmental Expense	0	250	0	0	0	0	0
2125	Transportation & Travel	1,162	5,300	2,370	5,300	5,300	5,300	2,930
2126	Utilities	9,472	7,600	5,779	11,000	11,000	11,000	5,221
2129	Drinking Water	177	0	68	600	600	600	532
2140	Late Fees & Penalties	13	0	12	0	0	0	(12)
2148	Computer Software	0	18,275	8,508	13,100	13,100	13,100	4,592
2217	Books & Periodicals	0	2,400	1,358	3,000	3,000	3,000	1,642
2218	Recording & Transcriptions	20	400	742	500	500	500	(242)
2223	Special Investigation Fund	0	207	0	250	250	250	250
2225	Transportation-Out of County	295	0	0	1,000	1,000	1,000	1,000
2311	Jury & Witness Expense	0	360	0	1,000	1,000	1,000	1,000
2317	Office Expense - Equipment	2,131	2,000	0	0	0	0	0
2504	Interpreters	0	1,000	0	0	0	0	0
2614	Staff Development & Training	5,061	5,740	1,136	11,000	11,000	11,000	9,864
Total Services and Supplies		**78,204**	**140,602**	**79,810**	**125,000**	**125,000**	**125,000**	**45,190**
Other Charges								
3026	Sustain Licenses	0	5,580	5,497	5,580	5,580	5,580	83
3125	Information Services Charges	12,287	12,745	12,745	12,858	12,858	12,858	113
3513	Communications/Utility Charges	1,602	1,624	1,624	1,622	1,622	1,622	(2)
3517	ADA ISF Charges	0	6,405	6,405	7,167	7,167	7,167	762
3940	Purchasing & Disposition Chg	539	1,103	1,103	743	743	743	(360)
Total Other Charges		**14,428**	**27,457**	**27,374**	**27,970**	**27,970**	**27,970**	**596**
Fixed Assets								
Total Fixed Assets		**0**	**0**	**0**	**0**	**0**	**0**	**0**
Total 246 Conflict Counsel		**1,161,518**	**1,246,057**	**1,025,682**	**1,419,577**	**1,283,470**	**1,283,470**	**257,788**
250 Courts-County Funded								
Salaries & Employee Benefits								
Total Salaries & Employee Benefits		**0**	**0**	**0**	**0**	**0**	**0**	**0**
Services and Supplies								

Object		2017-18 Actual	2018-19 Adopted	2018-19 Actual	2019-20 Request	2019-20 Recommended	2019-20 Proposed	Increase (Decrease)
2109	Household Expense	0	0	5,719	0	0	0	(5,719)
2117	Office Expense	0	0	15	0	0	0	(15)
2125	Transportation & Travel	1,743	0	0	0	0	0	0
2126	Utilities	129,347	118,500	96,434	115,000	115,000	115,000	18,566
2218	Recording & Transcriptions	14,064	100,000	30,085	50,000	50,000	50,000	19,915
2219	Transcripts-Homicide	1,461	0	1,411	0	0	0	(1,411)
2311	Jury & Witness Expense	4,700	200	0	200	200	200	200
2426	Juvenile 600	119,020	100,000	64,546	100,000	100,000	100,000	35,454
2570	Criminal Counsel-Homicide	188,481	100,000	180,322	188,000	188,000	188,000	7,678
2571	Criminal Expert-Homicide	216,176	122,500	123,032	150,800	150,800	150,800	27,768
2572	Investigator-Homicide	40,653	38,000	51,586	55,000	55,000	55,000	3,414
2573	Criminal Counsel-Non Homicide	177,292	160,000	126,303	13,500	13,500	13,500	(112,803)
2574	Criminal Expert-Non Homicide	219,411	200,000	273,711	250,000	250,000	250,000	(23,711)
2575	Investigator-Non Homicide	27,049	26,000	6,310	20,000	20,000	20,000	13,690
2579	Felony Appeal Transcript Charg	13,893	100	16,314	20,000	20,000	20,000	3,686
2601	Family Law-Assigned Counsel	121,502	141,000	58,470	140,000	140,000	140,000	81,530
Total Services and Supplies		**1,274,792**	**1,106,300**	**1,034,258**	**1,102,500**	**1,102,500**	**1,102,500**	**68,242**
Other Charges								
3337	Trial Court Funding	933,601	933,600	933,601	933,601	933,601	933,601	0
3349	Court Facilities Payment	177,273	177,273	177,273	177,273	177,273	177,273	0
Total Other Charges		**1,110,874**	**1,110,873**	**1,110,874**	**1,110,874**	**1,110,874**	**1,110,874**	**0**
Total 250 Courts-County Funded		**2,385,666**	**2,217,173**	**2,145,132**	**2,213,374**	**2,213,374**	**2,213,374**	**68,242**
251 Water Management								
Capital Contracts								
Total Capital Contracts		**0**	**0**	**0**	**0**	**0**	**0**	**0**
Salaries & Employee Benefits								
1100	Salaries And Wages	124,274	124,275	114,168	188,519	133,679	133,679	19,511
1400	Extra Help	4,177	0	(4,177)	0	0	0	4,177
1450	Unemployment Insurance	259	237	223	491	348	348	125
1460	Overtime	919	1,000	1,870	1,000	1,000	1,000	(870)
1470	Health Insurance	15,048	16,222	12,729	28,796	13,796	13,796	1,067

County of Humboldt
Schedule 9- Budget Unit Expenditure Detail
2019-20 Budget

Object		2017-18 Actual	2018-19 Adopted	2018-19 Actual	2019-20 Request	2019-20 Recommended	2019-20 Proposed	Increase (Decrease)
1471	Life & Air Travel Insurance	71	70	64	105	70	70	6
1472	Dental Insurance	1,416	1,440	1,320	2,088	1,392	1,392	72
1500	Retirement	29,787	31,529	28,851	51,162	36,279	36,279	7,428
1510	PARS Contribution	630	1,243	1,240	2,829	2,006	2,006	766
1600	FICA	9,960	9,507	9,222	14,423	10,227	10,227	1,005
1700	Workers' Compensation	2,893	2,791	2,791	2,535	2,535	2,535	(256)
Total Salaries & Employee Benefits		**189,434**	**188,314**	**168,301**	**291,948**	**201,332**	**201,332**	**33,031**
Services and Supplies								
2103	Clothing / Employee	0	0	488	0	0	0	(488)
2106	Communications	0	150	0	150	150	150	150
2109	Household Expense	0	0	30	0	0	0	(30)
2110	Insurance	1,706	2,171	2,171	2,094	2,094	2,094	(77)
2112	Maintenance-Equipment	836	1,000	0	600	600	600	600
2113	Maintenance-Structures	0	1,000	619	600	600	600	(19)
2117	Office Expense	47	200	0	5,200	200	200	200
2118	Professional & Special Service	77,638	207,108	83,624	457,685	457,685	457,685	374,061
2122	Minor Equipment	0	250	0	200	200	200	200
2123	Special Departmental Expense	615	15,000	14,480	20,087	20,087	20,087	5,607
2125	Transportation & Travel	2,946	1,800	4,006	2,600	2,600	2,600	(1,406)
2225	Transportation-Out of County	327	300	0	0	0	0	0
2317	Office Expense - Equipment	0	200	0	0	0	0	0
2614	Staff Development & Training	31	750	0	0	0	0	0
Total Services and Supplies		**84,146**	**229,929**	**105,418**	**489,216**	**484,216**	**484,216**	**378,798**
Other Charges								
3446	Elk River Stewardship Program	0	0	865	0	0	0	(865)
3452	Eel River Valley Groundwater	36,653	0	9,137	28,000	28,000	28,000	18,863
3517	ADA ISF Charges	0	1,165	1,165	1,593	1,593	1,593	428
3928	Expenditure Reimbursement	56,848	50,000	55,900	65,000	65,000	65,000	9,100
3940	Purchasing & Disposition Chg	175	91	91	186	186	186	95
Total Other Charges		**93,676**	**51,256**	**67,158**	**94,779**	**94,779**	**94,779**	**27,621**
Fixed Assets								
Total Fixed Assets		**0**	**0**	**0**	**0**	**0**	**0**	**0**

County of Humboldt
Schedule 9- Budget Unit Expenditure Detail
2019-20 Budget

Object	2017-18 Actual	2018-19 Adopted	2018-19 Actual	2019-20 Request	2019-20 Recommended	2019-20 Proposed	Increase (Decrease)
Special Items							
9346 Public Works Services	(15,141)	(15,000)	(22,410)	(15,000)	(15,000)	(15,000)	7,410
Total Special Items	**(15,141)**	**(15,000)**	**(22,410)**	**(15,000)**	**(15,000)**	**(15,000)**	**7,410**
Total 251 Water Management	**352,115**	**454,499**	**318,467**	**860,943**	**765,327**	**765,327**	**446,860**
252 DA-Grant to Encourage Arrests							
Salaries & Employee Benefits							
Total Salaries & Employee Benefits	**0**	**0**	**0**	**0**	**0**	**0**	**0**
Services and Supplies							
Total Services and Supplies	**0**	**0**	**0**	**0**	**0**	**0**	**0**
Other Charges							
Total Other Charges	**0**	**0**	**0**	**0**	**0**	**0**	**0**
Fixed Assets							
Total Fixed Assets	**0**	**0**	**0**	**0**	**0**	**0**	**0**
Special Items							
Total Special Items	**0**	**0**	**0**	**0**	**0**	**0**	**0**
Total 252 DA-Grant to Encourage Arrests	**0**	**0**	**0**	**0**	**0**	**0**	**0**
253 Alternate Counsel							
Salaries & Employee Benefits							
Total Salaries & Employee Benefits	**0**	**0**	**0**	**0**	**0**	**0**	**0**
Services and Supplies							
Total Services and Supplies	**0**	**0**	**0**	**0**	**0**	**0**	**0**
Other Charges							
Total Other Charges	**0**	**0**	**0**	**0**	**0**	**0**	**0**

County of Humboldt
Schedule 9- Budget Unit Expenditure Detail
2019-20 Budget

Object		2017-18 Actual	2018-19 Adopted	2018-19 Actual	2019-20 Request	2019-20 Recommended	2019-20 Proposed	Increase (Decrease)
Fixed Assets								
Total Fixed Assets		**0**	**0**	**0**	**0**	**0**	**0**	**0**
Special Items								
Total Special Items		**0**	**0**	**0**	**0**	**0**	**0**	**0**
Total 253 Alternate Counsel		**0**	**0**	**0**	**0**	**0**	**0**	**0**
254 Regional Facility								
Salaries & Employee Benefits								
1100	Salaries And Wages	782,587	838,581	679,835	895,611	895,611	895,611	215,776
1400	Extra Help	64,573	50,000	81,090	75,000	75,000	75,000	(6,090)
1450	Unemployment Insurance	1,750	1,702	1,493	2,295	2,295	2,295	802
1460	Overtime	60,225	65,000	83,803	80,000	80,000	80,000	(3,803)
1470	Health Insurance	158,363	191,262	80,552	150,570	150,570	150,570	70,018
1471	Life & Air Travel Insurance	567	625	474	578	578	578	104
1472	Dental Insurance	10,502	12,960	9,000	11,832	11,832	11,832	2,832
1475	Salaries/Benefits Cost Share	(95,325)	0	(73,205)	0	0	0	73,205
1500	Retirement	247,814	294,697	219,057	333,212	333,212	333,212	114,155
1510	PARS Contribution	4,124	8,356	7,840	13,241	13,241	13,241	5,401
1600	FICA	18,603	15,704	17,979	18,680	18,680	18,680	701
1700	Workers' Compensation	32,497	35,920	35,920	38,680	38,680	38,680	2,760
Total Salaries & Employee Benefits		**1,286,280**	**1,514,807**	**1,143,838**	**1,619,699**	**1,619,699**	**1,619,699**	**475,861**
Services and Supplies								
2105	Clothing / Inmate	2,854	5,500	2,894	4,000	4,000	4,000	1,106
2106	Communications	300	3,000	824	1,500	1,500	1,500	676
2108	Food	32,856	35,000	25,984	35,000	35,000	35,000	9,016
2109	Household Expense	7,681	8,000	7,021	9,000	9,000	9,000	1,979
2110	Insurance	12,279	15,699	15,699	15,606	15,606	15,606	(93)
2112	Maintenance-Equipment	2,571	3,500	9,779	11,000	11,000	11,000	1,221
2113	Maintenance-Structures	3,073	3,000	7,907	10,000	10,000	10,000	2,093
2114	Medical Dental & Lab Supplies	304	100	564	2,500	2,500	2,500	1,936
2117	Office Expense	303	1,500	277	3,500	3,500	3,500	3,223
2118	Professional & Special Service	1,526	1,000	4,821	35,000	35,000	35,000	30,179

County of Humboldt
Schedule 9- Budget Unit Expenditure Detail
2019-20 Budget

Object		2017-18 Actual	2018-19 Adopted	2018-19 Actual	2019-20 Request	2019-20 Recommended	2019-20 Proposed	Increase (Decrease)
2119	Publications & Legal Notices	0	0	136	300	300	300	164
2120	Rents & Leases - Equipment	4,705	5,500	2,869	5,500	5,500	5,500	2,631
2122	Minor Equipment	0	0	61	0	0	0	(61)
2123	Special Departmental Expense	5,818	10,000	4,719	7,500	7,500	7,500	2,781
2125	Transportation & Travel	334	300	3	3,600	3,600	3,600	3,597
2126	Utilities	54,697	50,000	38,112	55,000	55,000	55,000	16,888
2140	Late Fees & Penalties	0	0	13	0	0	0	(13)
2148	Computer Software	0	500	0	500	500	500	500
2194	Recruiting and Employment Cost	5,588	4,000	0	0	0	0	0
2217	Books & Periodicals	0	0	44	0	0	0	(44)
2225	Transportation-Out of County	7	250	118	0	0	0	(118)
2317	Office Expense - Equipment	3,175	2,001	1,628	0	0	0	(1,628)
2325	Contract Services	45,281	44,000	31,392	0	0	0	(31,392)
2481	Drug Testing	1,436	1,750	0	0	0	0	0
Total Services and Supplies		**184,788**	**194,600**	**154,865**	**199,506**	**199,506**	**199,506**	**44,641**
Other Charges								
3125	Information Services Charges	11,077	12,956	12,956	13,940	13,940	13,940	984
3513	Communications/Utility Charges	1,631	2,050	2,050	2,242	2,242	2,242	192
3517	ADA ISF Charges	0	10,190	10,190	13,140	13,140	13,140	2,950
3940	Purchasing & Disposition Chg	2,753	1,778	1,778	913	913	913	(865)
Total Other Charges		**15,461**	**26,974**	**26,974**	**30,235**	**30,235**	**30,235**	**3,261**
Fixed Assets								
8428	HVAC System	82	64,287	0	64,287	64,287	64,287	64,287
8618	Audio/Visual Equipment	4,681	0	4,681	0	0	0	(4,681)
8817	Roof Replacement	0	0	0	400,000	0	0	0
Total Fixed Assets		**4,763**	**64,287**	**4,681**	**464,287**	**64,287**	**64,287**	**59,606**
Special Items								
9352	Independent Living Skills	(103)	(250)	(58)	0	0	0	58
Total Special Items		**(103)**	**(250)**	**(58)**	**0**	**0**	**0**	**58**
Other Financing Uses								
Total Other Financing Uses		**0**	**0**	**0**	**0**	**0**	**0**	**0**

County of Humboldt
Schedule 9- Budget Unit Expenditure Detail
2019-20 Budget

Object		2017-18 Actual	2018-19 Adopted	2018-19 Actual	2019-20 Request	2019-20 Recommended	2019-20 Proposed	Increase (Decrease)
Total 254 Regional Facility		**1,491,189**	**1,800,418**	**1,330,300**	**2,313,727**	**1,913,727**	**1,913,727**	**583,427**
256 OCJP Juvenile Drug Court								
Salaries & Employee Benefits								
Total Salaries & Employee Benefits		**0**	**0**	**0**	**0**	**0**	**0**	**0**
Services and Supplies								
Total Services and Supplies		**0**	**0**	**0**	**0**	**0**	**0**	**0**
Other Charges								
Total Other Charges		**0**	**0**	**0**	**0**	**0**	**0**	**0**
Fixed Assets								
Total Fixed Assets		**0**	**0**	**0**	**0**	**0**	**0**	**0**
Special Items								
Total Special Items		**0**	**0**	**0**	**0**	**0**	**0**	**0**
Total 256 OCJP Juvenile Drug Court		**0**	**0**	**0**	**0**	**0**	**0**	**0**
257 Title IV-E Waiver & Resolution								
Salaries & Employee Benefits								
1100	Salaries And Wages	116,364	125,622	59,142	128,740	128,740	128,740	69,598
1450	Unemployment Insurance	251	239	119	335	335	335	216
1460	Overtime	0	500	463	1,000	1,000	1,000	537
1470	Health Insurance	16,977	18,007	7,277	22,387	22,387	22,387	15,110
1471	Life & Air Travel Insurance	45	47	21	47	47	47	26
1472	Dental Insurance	1,357	1,440	660	1,392	1,392	1,392	732
1500	Retirement	36,725	44,998	21,061	50,245	50,245	50,245	29,184
1510	PARS Contribution	628	1,257	656	1,932	1,932	1,932	1,276
1600	FICA	1,854	1,822	911	1,867	1,867	1,867	956
1700	Workers' Compensation	2,683	2,647	2,647	2,459	2,459	2,459	(188)
Total Salaries & Employee Benefits		**176,884**	**196,579**	**92,957**	**210,404**	**210,404**	**210,404**	**117,447**
Services and Supplies								

County of Humboldt
Schedule 9- Budget Unit Expenditure Detail
2019-20 Budget

Object		2017-18 Actual	2018-19 Adopted	2018-19 Actual	2019-20 Request	2019-20 Recommended	2019-20 Proposed	Increase (Decrease)
2110	Insurance	1,584	2,061	2,061	2,034	2,034	2,034	(27)
2125	Transportation & Travel	626	1,500	1,257	3,655	3,655	3,655	2,398
2225	Transportation-Out of County	595	1,500	552	0	0	0	(552)
Total Services and Supplies		**2,805**	**5,061**	**3,870**	**5,689**	**5,689**	**5,689**	**1,819**
Other Charges								
3123	Title IV-E Waiver	30,901	30,000	14,288	30,000	30,000	30,000	15,712
3137	Central Services Charges	3,422	3,422	0	0	0	0	0
3517	ADA ISF Charges	0	1,165	1,165	1,593	1,593	1,593	428
3940	Purchasing & Disposition Chg	510	247	247	573	573	573	326
Total Other Charges		**34,833**	**34,834**	**15,700**	**32,166**	**32,166**	**32,166**	**16,466**
Special Items								
9312	SB163	(204,057)	(226,474)	(61,437)	0	0	0	61,437
Total Special Items		**(204,057)**	**(226,474)**	**(61,437)**	**0**	**0**	**0**	**61,437**
Other Financing Uses								
9108	Interfund ExpenditureCost Plan	0	0	0	1,535	1,535	1,535	1,535
Total Other Financing Uses		**0**	**0**	**0**	**1,535**	**1,535**	**1,535**	**1,535**
Total 257 Title IV-E Waiver & Resolution		**10,465**	**10,000**	**51,090**	**249,794**	**249,794**	**249,794**	**198,704**
258 Substance Abuse Treatment								
Salaries & Employee Benefits								
Total Salaries & Employee Benefits		**0**	**0**	**0**	**0**	**0**	**0**	**0**
Services and Supplies								
Total Services and Supplies		**0**	**0**	**0**	**0**	**0**	**0**	**0**
Other Charges								
Total Other Charges		**0**	**0**	**0**	**0**	**0**	**0**	**0**
Fixed Assets								
Total Fixed Assets		**0**	**0**	**0**	**0**	**0**	**0**	**0**

Object		2017-18 Actual	2018-19 Adopted	2018-19 Actual	2019-20 Request	2019-20 Recommended	2019-20 Proposed	Increase (Decrease)
Special Items								
Total Special Items		**0**	**0**	**0**	**0**	**0**	**0**	**0**
Total 258 Substance Abuse Treatment		**0**	**0**	**0**	**0**	**0**	**0**	**0**
260 Court Security								
Salaries & Employee Benefits								
1100	Salaries And Wages	645,458	715,000	617,649	0	0	0	(617,649)
1400	Extra Help	187,956	298,507	172,295	0	0	0	(172,295)
1450	Unemployment Insurance	1,575	2,315	1,451	0	0	0	(1,451)
1460	Overtime	55,993	50,000	60,418	0	0	0	(60,418)
1470	Health Insurance	112,407	166,538	87,918	0	0	0	(87,918)
1471	Life & Air Travel Insurance	190	300	188	0	0	0	(188)
1472	Dental Insurance	5,723	7,920	5,880	0	0	0	(5,880)
1475	Salaries/Benefits Cost Share	9,429	(20,000)	(89,681)	0	0	0	89,681
1500	Retirement	188,159	245,611	198,606	0	0	0	(198,606)
1510	PARS Contribution	3,167	7,150	6,941	0	0	0	(6,941)
1600	FICA	16,516	39,435	15,498	0	0	0	(15,498)
1700	Workers' Compensation	22,597	18,375	18,375	0	0	0	(18,375)
Total Salaries & Employee Benefits		**1,249,170**	**1,531,151**	**1,095,538**	**0**	**0**	**0**	**(1,095,538)**
Services and Supplies								
2103	Clothing / Employee	11	200	11	0	0	0	(11)
2106	Communications	22	350	668	0	0	0	(668)
2110	Insurance	13,281	14,257	14,257	0	0	0	(14,257)
2112	Maintenance-Equipment	1,663	1,500	274	0	0	0	(274)
2114	Medical Dental & Lab Supplies	0	0	242	0	0	0	(242)
2117	Office Expense	247	750	472	0	0	0	(472)
2118	Professional & Special Service	195,094	170,000	147,755	0	0	0	(147,755)
2123	Special Departmental Expense	920	1,000	242	0	0	0	(242)
2126	Utilities	0	2,600	0	0	0	0	0
2217	Books & Periodicals	56	100	0	0	0	0	0
2225	Transportation-Out of County	525	0	0	0	0	0	0
2614	Staff Development & Training	3,130	2,000	0	0	0	0	0
2637	POST Training	0	1,200	0	0	0	0	0

Object		2017-18 Actual	2018-19 Adopted	2018-19 Actual	2019-20 Request	2019-20 Recommended	2019-20 Proposed	Increase (Decrease)
Total Services and Supplies		**214,949**	**193,957**	**163,921**	**0**	**0**	**0**	**(163,921)**
Other Charges								
3513	Communications/Utility Charges	210	242	242	0	0	0	(242)
3517	ADA ISF Charges	0	6,988	6,988	0	0	0	(6,988)
3940	Purchasing & Disposition Chg	189	493	493	0	0	0	(493)
Total Other Charges		**399**	**7,723**	**7,723**	**0**	**0**	**0**	**(7,723)**
Special Items								
Total Special Items		**0**	**0**	**0**	**0**	**0**	**0**	**0**
Total 260 Court Security		**1,464,518**	**1,732,831**	**1,267,182**	**0**	**0**	**0**	**(1,267,182)**
261 Agricultural Commissioner								
Salaries & Employee Benefits								
1100	Salaries And Wages	500,519	546,134	492,710	572,433	572,433	572,433	79,723
1310	Uniform Allowance	0	450	0	450	450	450	450
1400	Extra Help	27,566	20,000	33,177	40,000	40,000	40,000	6,823
1450	Unemployment Insurance	1,019	1,038	971	16,763	16,763	16,763	15,792
1460	Overtime	0	0	2,840	0	0	0	(2,840)
1470	Health Insurance	67,477	89,047	64,861	69,413	69,413	69,413	4,552
1471	Life & Air Travel Insurance	293	324	291	324	324	324	33
1472	Dental Insurance	4,956	5,760	5,160	5,568	5,568	5,568	408
1500	Retirement	117,428	138,555	126,543	155,353	155,353	155,353	28,810
1510	PARS Contribution	2,488	5,461	5,377	8,586	8,586	8,586	3,209
1600	FICA	38,492	41,780	39,837	43,792	43,792	43,792	3,955
1700	Workers' Compensation	13,550	13,495	13,495	13,374	13,374	13,374	(121)
Total Salaries & Employee Benefits		**773,788**	**862,044**	**785,262**	**926,056**	**926,056**	**926,056**	**140,794**
Services and Supplies								
2103	Clothing / Employee	0	100	1,119	100	100	100	(1,019)
2104	Agricultural	0	100	0	100	100	100	100
2106	Communications	7,657	8,000	8,256	8,500	8,500	8,500	244
2109	Household Expense	0	0	1,380	3,500	3,500	3,500	2,120
2110	Insurance	8,955	11,195	11,195	11,796	11,796	11,796	601

County of Humboldt
Schedule 9- Budget Unit Expenditure Detail
2019-20 Budget

Object		2017-18 Actual	2018-19 Adopted	2018-19 Actual	2019-20 Request	2019-20 Recommended	2019-20 Proposed	Increase (Decrease)
2112	Maintenance-Equipment	12,880	11,000	402	2,000	2,000	2,000	1,598
2113	Maintenance-Structures	4,937	0	738	500	500	500	(238)
2114	Medical Dental & Lab Supplies	0	0	151	0	0	0	(151)
2115	Memberships	2,350	2,450	2,350	2,500	2,500	2,500	150
2116	Postage	1,509	2,000	1,711	2,000	2,000	2,000	289
2117	Office Expense	7,153	4,000	10,243	25,500	25,500	25,500	15,257
2118	Professional & Special Service	295,399	153,000	537,084	0	0	0	(537,084)
2120	Rents & Leases - Equipment	3,167	3,000	1,822	3,000	3,000	3,000	1,178
2121	Rents & Leases - Structures	0	0	160	0	0	0	(160)
2122	Minor Equipment	0	0	1,715	0	0	0	(1,715)
2123	Special Departmental Expense	114	0	10	0	0	0	(10)
2125	Transportation & Travel	38,200	48,504	22,676	60,000	60,000	60,000	37,324
2126	Utilities	10,771	11,000	8,395	11,000	11,000	11,000	2,605
2140	Late Fees & Penalties	1	0	12	0	0	0	(12)
2223	Special Investigation Fund	0	500	0	500	500	500	500
2225	Transportation-Out of County	4,424	5,000	5,305	3,000	3,000	3,000	(2,305)
2317	Office Expense - Equipment	3,819	5,000	11,198	0	0	0	(11,198)
2614	Staff Development & Training	401	500	0	500	500	500	500
Total Services and Supplies		**401,737**	**265,349**	**625,922**	**134,496**	**134,496**	**134,496**	**(491,426)**
Other Charges								
3030	CDFA Administrative Charges	476	5,800	5,306	6,800	6,800	6,800	1,494
3125	Information Services Charges	20,067	21,573	21,573	22,609	22,609	22,609	1,036
3137	Central Services Charges	22,453	22,453	0	0	0	0	0
3513	Communications/Utility Charges	2,159	2,209	2,209	2,204	2,204	2,204	(5)
3517	ADA ISF Charges	0	4,076	4,076	6,371	6,371	6,371	2,295
3940	Purchasing & Disposition Chg	1,821	2,481	2,481	1,686	1,686	1,686	(795)
Total Other Charges		**46,976**	**58,592**	**35,645**	**39,670**	**39,670**	**39,670**	**4,025**
Fixed Assets								
8186	Improvements	0	158,949	0	158,949	158,949	158,949	158,949
8777	Vehicle-Auto	0	36,000	28,074	36,000	36,000	36,000	7,926
8998	Building Modification	0	12,000	22,262	0	0	0	(22,262)
Total Fixed Assets		**0**	**206,949**	**50,336**	**194,949**	**194,949**	**194,949**	**144,613**

Object		2017-18 Actual	2018-19 Adopted	2018-19 Actual	2019-20 Request	2019-20 Recommended	2019-20 Proposed	Increase (Decrease)
Special Items								
Total Special Items		**0**	**0**	**0**	**0**	**0**	**0**	**0**
Other Financing Uses								
9108	Interfund ExpenditureCost Plan	0	0	0	114,682	114,682	114,682	114,682
Total Other Financing Uses		**0**	**0**	**0**	**114,682**	**114,682**	**114,682**	**114,682**
Total 261 Agricultural Commissioner		**1,222,501**	**1,392,934**	**1,497,165**	**1,409,853**	**1,409,853**	**1,409,853**	**(87,312)**
262 Building Inspector								
Salaries & Employee Benefits								
1100	Salaries And Wages	932,900	816,692	729,409	925,114	925,114	925,114	195,705
1400	Extra Help	19,366	79,630	34,027	65,242	65,242	65,242	31,215
1450	Unemployment Insurance	1,722	1,704	1,408	2,576	2,576	2,576	1,168
1460	Overtime	15,594	0	212	0	0	0	(212)
1470	Health Insurance	118,908	124,048	92,974	110,876	110,876	110,876	17,902
1471	Life & Air Travel Insurance	520	498	462	567	567	567	105
1472	Dental Insurance	9,440	9,360	8,700	10,440	10,440	10,440	1,740
1475	Salaries/Benefits Cost Share	(154,824)	68,423	(13,920)	93,041	93,041	93,041	106,961
1500	Retirement	197,180	207,195	184,991	251,067	251,067	251,067	66,076
1510	PARS Contribution	4,354	8,167	7,845	13,877	13,877	13,877	6,032
1600	FICA	72,175	68,569	56,539	72,517	72,517	72,517	15,978
1700	Workers' Compensation	21,541	27,148	27,148	31,092	31,092	31,092	3,944
Total Salaries & Employee Benefits		**1,238,876**	**1,411,434**	**1,129,795**	**1,576,409**	**1,576,409**	**1,576,409**	**446,614**
Services and Supplies								
2106	Communications	16,035	14,500	10,252	18,000	18,000	18,000	7,748
2108	Food	0	0	175	0	0	0	(175)
2109	Household Expense	0	0	214	780	780	780	566
2110	Insurance	12,796	16,848	16,848	37,706	37,706	37,706	20,858
2112	Maintenance-Equipment	1,003	1,200	3,065	900	900	900	(2,165)
2115	Memberships	1,025	600	1,030	600	600	600	(430)
2116	Postage	1,804	1,500	653	0	0	0	(653)
2117	Office Expense	19,063	9,000	21,377	63,367	63,367	63,367	41,990
2118	Professional & Special Service	332,076	144,000	270,223	269,503	269,503	269,503	(720)

County of Humboldt
Schedule 9- Budget Unit Expenditure Detail
2019-20 Budget

Object		2017-18 Actual	2018-19 Adopted	2018-19 Actual	2019-20 Request	2019-20 Recommended	2019-20 Proposed	Increase (Decrease)
2119	Publications & Legal Notices	659	0	1,024	0	0	0	(1,024)
2120	Rents & Leases - Equipment	4,900	4,000	0	2,877	2,877	2,877	2,877
2121	Rents & Leases - Structures	0	0	0	5,100	5,100	5,100	5,100
2122	Minor Equipment	0	250	0	250	250	250	250
2123	Special Departmental Expense	11,927	9,000	7,507	10,750	10,750	10,750	3,243
2125	Transportation & Travel	43,366	35,000	27,557	48,000	48,000	48,000	20,443
2126	Utilities	11,203	7,000	7,695	10,060	10,060	10,060	2,365
2140	Late Fees & Penalties	9	50	14	0	0	0	(14)
2148	Computer Software	3,757	4,660	3,698	2,981	2,981	2,981	(717)
2217	Books & Periodicals	1,096	2,500	176	0	0	0	(176)
2225	Transportation-Out of County	3,151	5,000	1,903	0	0	0	(1,903)
2317	Office Expense - Equipment	22,087	29,000	7,469	0	0	0	(7,469)
2323	Special Dept Expense	2,140	3,000	(673)	0	0	0	673
2614	Staff Development & Training	9,792	10,000	1,914	0	0	0	(1,914)
Total Services and Supplies		**497,889**	**297,108**	**382,121**	**470,874**	**470,874**	**470,874**	**88,753**
Other Charges								
3125	Information Services Charges	26,259	28,424	28,424	31,191	31,191	31,191	2,767
3137	Central Services Charges	44,907	44,907	0	0	0	0	0
3204	Admin Charges from Planning	34,304	0	0	0	0	0	0
3287	Admin Chgs Advanced Planning	18,045	0	0	0	0	0	0
3513	Communications/Utility Charges	1,811	1,925	1,925	1,914	1,914	1,914	(11)
3517	ADA ISF Charges	0	6,988	6,988	11,945	11,945	11,945	4,957
3928	Expenditure Reimbursement	0	0	160	0	0	0	(160)
3940	Purchasing & Disposition Chg	1,093	1,526	1,526	2,375	2,375	2,375	849
Total Other Charges		**126,419**	**83,770**	**39,023**	**47,425**	**47,425**	**47,425**	**8,402**
Fixed Assets								
8965	Computer Software	106,966	0	0	0	0	0	0
8998	Building Modification	505	0	0	0	0	0	0
Total Fixed Assets		**107,471**	**0**	**0**	**0**	**0**	**0**	**0**
Special Items								
Total Special Items		**0**	**0**	**0**	**0**	**0**	**0**	**0**

Object		2017-18 Actual	2018-19 Adopted	2018-19 Actual	2019-20 Request	2019-20 Recommended	2019-20 Proposed	Increase (Decrease)
Other Financing Uses								
9108	Interfund ExpenditureCost Plan	0	0	0	48,387	48,387	48,387	48,387
Total Other Financing Uses		**0**	**0**	**0**	**48,387**	**48,387**	**48,387**	**48,387**
Total 262 Building Inspector		**1,970,655**	**1,792,312**	**1,550,939**	**2,143,095**	**2,143,095**	**2,143,095**	**592,156**
263 Ag-Pest Detection Trapping								
Salaries & Employee Benefits								
Total Salaries & Employee Benefits		**0**	**0**	**0**	**0**	**0**	**0**	**0**
Services and Supplies								
Total Services and Supplies		**0**	**0**	**0**	**0**	**0**	**0**	**0**
Total 263 Ag-Pest Detection Trapping		**0**	**0**	**0**	**0**	**0**	**0**	**0**
264 Pub Sft Interop Communications								
Services and Supplies								
Total Services and Supplies		**0**	**0**	**0**	**0**	**0**	**0**	**0**
Other Charges								
Total Other Charges		**0**	**0**	**0**	**0**	**0**	**0**	**0**
Fixed Assets								
Total Fixed Assets		**0**	**0**	**0**	**0**	**0**	**0**	**0**
Total 264 Pub Sft Interop Communications		**0**	**0**	**0**	**0**	**0**	**0**	**0**
265 Drug Task Force								
Services and Supplies								
2103	Clothing / Employee	1,616	1,000	670	0	0	0	(670)
2106	Communications	15,387	13,500	13,050	0	0	0	(13,050)
2108	Food	0	150	0	0	0	0	0
2109	Household Expense	2,394	3,250	447	0	0	0	(447)
2112	Maintenance-Equipment	1,609	2,000	19	0	0	0	(19)
2113	Maintenance-Structures	551	0	737	0	0	0	(737)

Object		2017-18 Actual	2018-19 Adopted	2018-19 Actual	2019-20 Request	2019-20 Recommended	2019-20 Proposed	Increase (Decrease)
2114	Medical Dental & Lab Supplies	0	0	388	0	0	0	(388)
2116	Postage	1,397	750	545	0	0	0	(545)
2117	Office Expense	3,737	6,400	4,644	0	0	0	(4,644)
2118	Professional & Special Service	351,578	35,486	34,082	0	0	0	(34,082)
2119	Publications & Legal Notices	3,051	2,500	1,355	0	0	0	(1,355)
2120	Rents & Leases - Equipment	4,199	4,000	3,603	0	0	0	(3,603)
2121	Rents & Leases - Structures	41,480	50,000	36,934	0	0	0	(36,934)
2122	Minor Equipment	0	0	65	0	0	0	(65)
2123	Special Departmental Expense	6,410	8,000	4,099	0	0	0	(4,099)
2125	Transportation & Travel	3,853	2,000	3,958	0	0	0	(3,958)
2126	Utilities	150	200	1,853	0	0	0	(1,853)
2129	Drinking Water	0	0	168	0	0	0	(168)
2140	Late Fees & Penalties	0	0	240	0	0	0	(240)
2148	Computer Software	5,488	6,000	5,199	0	0	0	(5,199)
2217	Books & Periodicals	56	60	0	0	0	0	0
2223	Special Investigation Fund	10,530	9,000	7,965	0	0	0	(7,965)
2225	Transportation-Out of County	9,722	20,000	9,324	0	0	0	(9,324)
2317	Office Expense - Equipment	0	1,500	14,678	0	0	0	(14,678)
2614	Staff Development & Training	1,999	5,000	9,811	0	0	0	(9,811)
2637	POST Training	0	0	49	0	0	0	(49)
Total Services and Supplies		**465,207**	**170,796**	**153,883**	**0**	**0**	**0**	**(153,883)**
Other Charges								
3125	Information Services Charges	0	0	250	0	0	0	(250)
3137	Central Services Charges	19,277	19,277	0	0	0	0	0
3940	Purchasing & Disposition Chg	1,923	1,479	1,479	0	0	0	(1,479)
Total Other Charges		**21,200**	**20,756**	**1,729**	**0**	**0**	**0**	**(1,729)**
Fixed Assets								
8998	Building Modification	0	14,514	19,711	0	0	0	(19,711)
Total Fixed Assets		**0**	**14,514**	**19,711**	**0**	**0**	**0**	**(19,711)**
Total 265 Drug Task Force		**486,407**	**206,066**	**175,323**	**0**	**0**	**0**	**(175,323)**
267 Recorder-Record Conversion								

County of Humboldt
Schedule 9- Budget Unit Expenditure Detail
2019-20 Budget

Object		2017-18 Actual	2018-19 Adopted	2018-19 Actual	2019-20 Request	2019-20 Recommended	2019-20 Proposed	Increase (Decrease)
Services and Supplies								
2118	Professional & Special Service	115,143	109,710	53,583	0	0	0	(53,583)
2131	Recorder-Record Conversion	17,662	31,000	27,010	10,000	10,000	10,000	(17,010)
Total Services and Supplies		**132,805**	**140,710**	**80,593**	**10,000**	**10,000**	**10,000**	**(70,593)**
Other Charges								
Total Other Charges		**0**	**0**	**0**	**0**	**0**	**0**	**0**
Fixed Assets								
8036	Microfilm Reader	8,320	0	0	0	0	0	0
Total Fixed Assets		**8,320**	**0**	**0**	**0**	**0**	**0**	**0**
Other Financing Uses								
9102	Transfer Out	0	0	0	35,680	35,680	35,680	35,680
Total Other Financing Uses		**0**	**0**	**0**	**35,680**	**35,680**	**35,680**	**35,680**
Total 267 Recorder-Record Conversion		**141,125**	**140,710**	**80,593**	**45,680**	**45,680**	**45,680**	**(34,913)**
268 Cannabis Planning								
Salaries & Employee Benefits								
1100	Salaries And Wages	236,618	318,848	608,550	893,904	893,904	893,904	285,354
1400	Extra Help	420,429	548,900	122,548	96,663	96,663	96,663	(25,885)
1450	Unemployment Insurance	1,369	1,649	1,348	2,509	2,509	2,509	1,161
1460	Overtime	38,730	0	14,338	0	0	0	(14,338)
1470	Health Insurance	70,213	83,425	102,513	143,021	143,021	143,021	40,508
1471	Life & Air Travel Insurance	200	209	480	648	648	648	168
1472	Dental Insurance	4,012	4,320	9,600	12,528	12,528	12,528	2,928
1475	Salaries/Benefits Cost Share	(41,847)	389,927	400,646	569,758	569,758	569,758	169,112
1500	Retirement	73,541	157,104	164,917	242,597	242,597	242,597	77,680
1510	PARS Contribution	1,555	3,609	6,707	13,409	13,409	13,409	6,702
1600	FICA	48,508	64,089	53,207	75,826	75,826	75,826	22,619
1700	Workers' Compensation	0	6,472	6,472	13,405	13,405	13,405	6,933
Total Salaries & Employee Benefits		**853,328**	**1,578,552**	**1,491,326**	**2,064,268**	**2,064,268**	**2,064,268**	**572,942**
Services and Supplies								

County of Humboldt
Schedule 9- Budget Unit Expenditure Detail
2019-20 Budget

Object		2017-18 Actual	2018-19 Adopted	2018-19 Actual	2019-20 Request	2019-20 Recommended	2019-20 Proposed	Increase (Decrease)
2106	Communications	1,658	1,750	1,391	3,800	3,800	3,800	2,409
2109	Household Expense	0	0	103	620	620	620	517
2110	Insurance	64	5,074	5,074	11,369	11,369	11,369	6,295
2112	Maintenance-Equipment	149	0	10,186	7,010	7,010	7,010	(3,176)
2113	Maintenance-Structures	440	1,000	0	1,000	1,000	1,000	1,000
2116	Postage	13,078	14,000	6,577	0	0	0	(6,577)
2117	Office Expense	45,375	40,000	18,742	48,584	48,584	48,584	29,842
2118	Professional & Special Service	1,558,197	2,042,000	904,304	870,803	870,803	870,803	(33,501)
2119	Publications & Legal Notices	42,000	30,000	53,407	30,000	30,000	30,000	(23,407)
2120	Rents & Leases - Equipment	13,899	12,700	3,828	6,705	6,705	6,705	2,877
2121	Rents & Leases - Structures	45	150	0	5,100	5,100	5,100	5,100
2122	Minor Equipment	0	0	271	0	0	0	(271)
2123	Special Departmental Expense	8,402	4,000	7,807	7,900	7,900	7,900	93
2125	Transportation & Travel	1,037	200	3,340	12,500	12,500	12,500	9,160
2126	Utilities	9,234	5,000	6,568	9,240	9,240	9,240	2,672
2140	Late Fees & Penalties	0	0	138	0	0	0	(138)
2147	Media	2,336	5,000	1,305	0	0	0	(1,305)
2148	Computer Software	7,007	8,540	5,041	1,656	1,656	1,656	(3,385)
2217	Books & Periodicals	0	0	343	0	0	0	(343)
2225	Transportation-Out of County	328	500	335	0	0	0	(335)
2317	Office Expense - Equipment	24,401	10,000	14,544	0	0	0	(14,544)
2323	Special Dept Expense	63,206	100,000	7,110	0	0	0	(7,110)
2614	Staff Development & Training	1,296	2,550	2,049	0	0	0	(2,049)
Total Services and Supplies		**1,792,152**	**2,282,464**	**1,052,463**	**1,016,287**	**1,016,287**	**1,016,287**	**(36,176)**
Other Charges								
3137	Central Services Charges	559	0	0	0	0	0	0
3204	Admin Charges from Planning	534,502	0	0	0	0	0	0
3254	Admin Charges-Building	113,369	0	0	0	0	0	0
3287	Admin Chgs Advanced Planning	78,942	0	0	0	0	0	0
3517	ADA ISF Charges	0	2,912	2,912	14,334	14,334	14,334	11,422
3940	Purchasing & Disposition Chg	0	1,946	1,946	2,414	2,414	2,414	468
Total Other Charges		**727,372**	**4,858**	**4,858**	**16,748**	**16,748**	**16,748**	**11,890**
Fixed Assets								

Object		2017-18 Actual	2018-19 Adopted	2018-19 Actual	2019-20 Request	2019-20 Recommended	2019-20 Proposed	Increase (Decrease)
8771	Vehicle-Truck	0	0	0	70,000	0	0	0
8965	Computer Software	106,819	0	0	0	0	0	0
Total Fixed Assets		**106,819**	**0**	**0**	**70,000**	**0**	**0**	**0**
Total 268 Cannabis Planning		**3,479,671**	**3,865,874**	**2,548,647**	**3,167,303**	**3,097,303**	**3,097,303**	**548,656**
269 Code Enforcement								
Salaries & Employee Benefits								
1100	Salaries And Wages	0	390,553	354,597	602,416	602,416	602,416	247,819
1400	Extra Help	0	21,000	61,111	0	0	0	(61,111)
1450	Unemployment Insurance	0	783	752	1,589	1,589	1,589	837
1460	Overtime	0	0	2,074	0	0	0	(2,074)
1470	Health Insurance	0	90,330	62,072	120,071	120,071	120,071	57,999
1471	Life & Air Travel Insurance	0	405	319	487	487	487	168
1472	Dental Insurance	0	6,480	5,280	8,352	8,352	8,352	3,072
1475	Salaries/Benefits Cost Share	0	234,397	98,087	97,905	97,905	97,905	(182)
1500	Retirement	0	99,084	93,660	163,491	163,491	163,491	69,831
1510	PARS Contribution	0	3,906	3,669	9,037	9,037	9,037	5,368
1600	FICA	0	29,878	30,702	46,720	46,720	46,720	16,018
1700	Workers' Compensation	0	1,381	1,381	1,625	1,625	1,625	244
Total Salaries & Employee Benefits		**0**	**878,197**	**713,704**	**1,051,693**	**1,051,693**	**1,051,693**	**337,989**
Services and Supplies								
2106	Communications	0	500	4,580	8,248	8,248	8,248	3,668
2109	Household Expense	0	0	69	415	415	415	346
2110	Insurance	0	1,089	1,089	1,689	1,689	1,689	600
2112	Maintenance-Equipment	0	0	307	0	0	0	(307)
2115	Memberships	0	1,000	0	1,000	1,000	1,000	1,000
2116	Postage	0	1,000	6,638	0	0	0	(6,638)
2117	Office Expense	0	4,600	9,035	52,548	52,548	52,548	43,513
2118	Professional & Special Service	0	122,000	84,514	134,283	134,283	134,283	49,769
2119	Publications & Legal Notices	0	18,000	117,968	150,000	150,000	150,000	32,032
2120	Rents & Leases - Equipment	0	0	0	1,912	1,912	1,912	1,912
2121	Rents & Leases - Structures	0	0	0	5,100	5,100	5,100	5,100
2123	Special Departmental Expense	0	1,000	710	6,170	6,170	6,170	5,460

Object		2017-18 Actual	2018-19 Adopted	2018-19 Actual	2019-20 Request	2019-20 Recommended	2019-20 Proposed	Increase (Decrease)
2125	Transportation & Travel	0	20,000	11,106	75,000	75,000	75,000	63,894
2126	Utilities	0	3,500	4,378	6,200	6,200	6,200	1,822
2148	Computer Software	0	9,660	24,369	1,000	1,000	1,000	(23,369)
2317	Office Expense - Equipment	0	17,400	11,204	0	0	0	(11,204)
2403	Nuisance Abatement	0	500,000	1,378	500,000	500,000	500,000	498,622
2614	Staff Development & Training	0	4,550	0	0	0	0	0
Total Services and Supplies		**0**	**704,299**	**277,345**	**943,565**	**943,565**	**943,565**	**666,220**
Other Charges								
3137	Central Services Charges	0	1,795	0	0	0	0	0
3517	ADA ISF Charges	0	873	873	7,963	7,963	7,963	7,090
3940	Purchasing & Disposition Chg	0	117	117	0	0	0	(117)
Total Other Charges		**0**	**2,785**	**990**	**7,963**	**7,963**	**7,963**	**6,973**
Fixed Assets								
Total Fixed Assets		**0**	**0**	**0**	**0**	**0**	**0**	**0**
Total 269 Code Enforcement		**0**	**1,585,281**	**992,039**	**2,003,221**	**2,003,221**	**2,003,221**	**1,011,182**
271 Recorder								
Salaries & Employee Benefits								
1100	Salaries And Wages	485,177	530,144	449,259	621,697	621,697	621,697	172,438
1400	Extra Help	34,043	35,000	43,144	40,000	40,000	40,000	(3,144)
1450	Unemployment Insurance	739	1,078	663	1,522	1,522	1,522	859
1460	Overtime	243	5,000	1,853	20,000	20,000	20,000	18,147
1470	Health Insurance	76,825	102,347	76,146	87,237	87,237	87,237	11,091
1471	Life & Air Travel Insurance	343	394	329	370	370	370	41
1472	Dental Insurance	5,959	7,200	5,940	6,960	6,960	6,960	1,020
1500	Retirement	113,462	142,677	114,076	153,350	153,350	153,350	39,274
1510	PARS Contribution	2,408	5,652	4,776	8,476	8,476	8,476	3,700
1600	FICA	38,811	43,234	36,227	44,757	44,757	44,757	8,530
1700	Workers' Compensation	13,293	12,011	12,011	10,720	10,720	10,720	(1,291)
Total Salaries & Employee Benefits		**771,303**	**884,737**	**744,424**	**995,089**	**995,089**	**995,089**	**250,665**
Services and Supplies								

County of Humboldt
Schedule 9- Budget Unit Expenditure Detail
2019-20 Budget

Object		2017-18 Actual	2018-19 Adopted	2018-19 Actual	2019-20 Request	2019-20 Recommended	2019-20 Proposed	Increase (Decrease)
2106	Communications	2,125	2,500	1,494	2,002	2,002	2,002	508
2109	Household Expense	47	500	813	0	0	0	(813)
2110	Insurance	10,760	12,266	12,266	12,226	12,226	12,226	(40)
2112	Maintenance-Equipment	12,096	5,000	2,291	2,688	2,688	2,688	397
2113	Maintenance-Structures	637	0	0	0	0	0	0
2115	Memberships	1,650	1,500	850	1,500	1,500	1,500	650
2116	Postage	12,087	20,000	11,512	0	0	0	(11,512)
2117	Office Expense	7,811	17,500	16,108	38,300	38,300	38,300	22,192
2118	Professional & Special Service	330	8,000	789	91,605	91,605	91,605	90,816
2119	Publications & Legal Notices	0	450	276	450	450	450	174
2120	Rents & Leases - Equipment	12,870	20,000	10,027	10,698	10,698	10,698	671
2121	Rents & Leases - Structures	5,049	5,000	5,280	5,160	5,160	5,160	(120)
2123	Special Departmental Expense	285	800	0	5,800	5,800	5,800	5,800
2125	Transportation & Travel	0	600	0	600	600	600	600
2126	Utilities	16,919	17,000	12,518	18,095	18,095	18,095	5,577
2132	Maintenance Contracts	35,122	60,000	42,175	0	0	0	(42,175)
2140	Late Fees & Penalties	2	0	1,134	0	0	0	(1,134)
2217	Books & Periodicals	276	500	150	0	0	0	(150)
2225	Transportation-Out of County	8,274	10,000	7,946	10,000	10,000	10,000	2,054
2317	Office Expense - Equipment	6,425	10,000	10,186	0	0	0	(10,186)
2614	Staff Development & Training	0	0	600	0	0	0	(600)
Total Services and Supplies		**132,765**	**191,616**	**136,415**	**199,124**	**199,124**	**199,124**	**62,709**
Other Charges								
3125	Information Services Charges	101,557	103,602	103,602	105,829	105,829	105,829	2,227
3137	Central Services Charges	102,633	102,633	0	0	0	0	0
3513	Communications/Utility Charges	1,375	1,444	1,444	1,437	1,437	1,437	(7)
3517	ADA ISF Charges	0	6,405	6,405	9,763	9,763	9,763	3,358
3940	Purchasing & Disposition Chg	1,296	1,155	1,155	774	774	774	(381)
Total Other Charges		**206,861**	**215,239**	**112,606**	**117,803**	**117,803**	**117,803**	**5,197**
Fixed Assets								
8660	Computer Program	31,595	0	0	0	0	0	0
Total Fixed Assets		**31,595**	**0**	**0**	**0**	**0**	**0**	**0**

Object		2017-18 Actual	2018-19 Adopted	2018-19 Actual	2019-20 Request	2019-20 Recommended	2019-20 Proposed	Increase (Decrease)
Other Financing Uses								
9108	Interfund ExpenditureCost Plan	0	0	0	85,780	85,780	85,780	85,780
Total Other Financing Uses		**0**	**0**	**0**	**85,780**	**85,780**	**85,780**	**85,780**
Total 271 Recorder		**1,142,524**	**1,291,592**	**993,445**	**1,397,796**	**1,397,796**	**1,397,796**	**404,351**
272 Coroner - Public Administrator								
Salaries & Employee Benefits								
1100	Salaries And Wages	453,750	319,802	282,776	0	0	0	(282,776)
1450	Unemployment Insurance	1,028	608	649	0	0	0	(649)
1460	Overtime	106,876	90,000	95,735	0	0	0	(95,735)
1470	Health Insurance	81,384	76,806	45,874	0	0	0	(45,874)
1471	Life & Air Travel Insurance	157	127	98	0	0	0	(98)
1472	Dental Insurance	4,071	3,600	2,820	0	0	0	(2,820)
1475	Salaries/Benefits Cost Share	(14,189)	(5,000)	(7,864)	0	0	0	7,864
1500	Retirement	124,491	89,452	79,059	0	0	0	(79,059)
1510	PARS Contribution	2,755	3,199	3,852	0	0	0	(3,852)
1600	FICA	20,643	19,530	16,533	0	0	0	(16,533)
1700	Workers' Compensation	9,640	16,006	16,006	0	0	0	(16,006)
Total Salaries & Employee Benefits		**790,606**	**614,130**	**535,538**	**0**	**0**	**0**	**(535,538)**
Services and Supplies								
2103	Clothing / Employee	0	0	974	0	0	0	(974)
2106	Communications	3,988	4,600	2,471	0	0	0	(2,471)
2109	Household Expense	170	500	654	0	0	0	(654)
2110	Insurance	8,781	13,951	13,951	0	0	0	(13,951)
2112	Maintenance-Equipment	1,336	1,775	7,213	0	0	0	(7,213)
2113	Maintenance-Structures	1,685	1,000	0	0	0	0	0
2114	Medical Dental & Lab Supplies	0	0	6,100	0	0	0	(6,100)
2115	Memberships	2,225	2,025	2,325	0	0	0	(2,325)
2116	Postage	3,578	1,500	369	0	0	0	(369)
2117	Office Expense	3,031	2,000	3,721	0	0	0	(3,721)
2118	Professional & Special Service	153,449	180,000	148,417	0	0	0	(148,417)
2119	Publications & Legal Notices	0	1,000	0	0	0	0	0
2120	Rents & Leases - Equipment	1,946	1,800	1,386	0	0	0	(1,386)

Object		2017-18 Actual	2018-19 Adopted	2018-19 Actual	2019-20 Request	2019-20 Recommended	2019-20 Proposed	Increase (Decrease)
2121	Rents & Leases - Structures	1,584	0	0	0	0	0	0
2123	Special Departmental Expense	0	0	11,258	0	0	0	(11,258)
2125	Transportation & Travel	18,893	25,000	14,395	0	0	0	(14,395)
2126	Utilities	17,605	15,350	13,338	0	0	0	(13,338)
2140	Late Fees & Penalties	11	50	99	0	0	0	(99)
2217	Books & Periodicals	214	300	82	0	0	0	(82)
2225	Transportation-Out of County	2,801	3,000	1,771	0	0	0	(1,771)
2317	Office Expense - Equipment	2,637	9,559	0	0	0	0	0
2517	Funeral Directors	20,786	32,000	7,159	0	0	0	(7,159)
2614	Staff Development & Training	1,440	2,000	880	0	0	0	(880)
2637	POST Training	0	5,000	0	0	0	0	0
2716	Special Dept Exp-Coroner	24,817	25,000	2,716	0	0	0	(2,716)
Total Services and Supplies		**270,977**	**327,410**	**239,279**	**0**	**0**	**0**	**(239,279)**
Other Charges								
3125	Information Services Charges	13,320	14,374	14,374	0	0	0	(14,374)
3513	Communications/Utility Charges	2,135	2,407	2,407	0	0	0	(2,407)
3517	ADA ISF Charges	0	3,494	3,494	0	0	0	(3,494)
3940	Purchasing & Disposition Chg	2,112	2,336	2,336	0	0	0	(2,336)
Total Other Charges		**17,567**	**22,611**	**22,611**	**0**	**0**	**0**	**(22,611)**
Fixed Assets								
8059	Powerlift Gurney	0	12,000	18,069	0	0	0	(18,069)
Total Fixed Assets		**0**	**12,000**	**18,069**	**0**	**0**	**0**	**(18,069)**
Special Items								
Total Special Items		**0**	**0**	**0**	**0**	**0**	**0**	**0**
Total 272 Coroner - Public Administrator		**1,079,150**	**976,151**	**815,497**	**0**	**0**	**0**	**(815,497)**
273 Public Guardian - Conservator								
Salaries & Employee Benefits								
1100	Salaries And Wages	369,799	409,075	339,507	474,581	474,581	474,581	135,074
1400	Extra Help	3,046	0	1,842	0	0	0	(1,842)
1450	Unemployment Insurance	734	835	622	1,234	1,234	1,234	612

County of Humboldt
Schedule 9- Budget Unit Expenditure Detail
2019-20 Budget

Object		2017-18 Actual	2018-19 Adopted	2018-19 Actual	2019-20 Request	2019-20 Recommended	2019-20 Proposed	Increase (Decrease)
1470	Health Insurance	62,724	69,199	57,178	66,256	66,256	66,256	9,078
1471	Life & Air Travel Insurance	299	329	303	359	359	359	56
1472	Dental Insurance	5,074	5,664	5,400	6,264	6,264	6,264	864
1475	Salaries/Benefits Cost Share	0	0	9,296	14,000	14,000	14,000	4,704
1500	Retirement	87,885	97,521	85,651	128,797	128,797	128,797	43,146
1510	PARS Contribution	1,846	2,087	3,639	7,119	7,119	7,119	3,480
1600	FICA	28,371	31,928	25,885	36,306	36,306	36,306	10,421
1700	Workers' Compensation	11,835	14,102	14,102	17,265	17,265	17,265	3,163
Total Salaries & Employee Benefits		**571,613**	**630,740**	**543,425**	**752,181**	**752,181**	**752,181**	**208,756**
Services and Supplies								
2103	Clothing / Employee	0	0	125	126	126	126	1
2106	Communications	5,376	6,000	4,484	5,000	5,000	5,000	516
2110	Insurance	4,504	6,461	6,461	7,372	7,372	7,372	911
2112	Maintenance-Equipment	430	1,000	692	1,000	1,000	1,000	308
2113	Maintenance-Structures	207	6,450	190	1,000	1,000	1,000	810
2115	Memberships	3,450	4,000	3,600	4,000	4,000	4,000	400
2117	Office Expense	9,071	10,000	9,549	14,000	14,000	14,000	4,451
2118	Professional & Special Service	13,493	26,000	9,259	26,000	26,000	26,000	16,741
2120	Rents & Leases - Equipment	2,984	400	932	400	400	400	(532)
2121	Rents & Leases - Structures	35,652	35,700	36,671	35,700	35,700	35,700	(971)
2122	Minor Equipment	0	0	76	0	0	0	(76)
2123	Special Departmental Expense	27,377	20,185	13,780	20,185	20,185	20,185	6,405
2125	Transportation & Travel	2,689	6,000	1,481	6,000	6,000	6,000	4,519
2126	Utilities	10,624	15,000	19,684	15,000	15,000	15,000	(4,684)
2129	Drinking Water	0	0	402	450	450	450	48
2140	Late Fees & Penalties	25	0	0	0	0	0	0
2148	Computer Software	16,607	14,400	14,400	15,000	15,000	15,000	600
2194	Recruiting and Employment Cost	25	1,200	28	250	250	250	222
2225	Transportation-Out of County	52,233	55,000	44,319	55,000	55,000	55,000	10,681
2317	Office Expense - Equipment	15,312	10,000	0	0	0	0	0
2614	Staff Development & Training	1,230	8,000	500	4,000	4,000	4,000	3,500
2617	ProfSrv-DirectClientSupportSrv	0	0	2,000	0	0	0	(2,000)
2715	Expert Witness	1,233	1,800	1,196	1,000	1,000	1,000	(196)
Total Services and Supplies		**202,522**	**227,596**	**169,829**	**211,483**	**211,483**	**211,483**	**41,654**

Object		2017-18 Actual	2018-19 Adopted	2018-19 Actual	2019-20 Request	2019-20 Recommended	2019-20 Proposed	Increase (Decrease)
Other Charges								
3125	Information Services Charges	2,752	3,590	3,590	3,600	3,600	3,600	10
3137	Central Services Charges	108,534	108,534	0	0	0	0	0
3451	'MAA/TCM' Admin Costs/Health	10,816	20,250	0	0	0	0	0
3513	Communications/Utility Charges	139	218	218	223	223	223	5
3517	ADA ISF Charges	0	4,658	4,658	7,167	7,167	7,167	2,509
3940	Purchasing & Disposition Chg	685	1,311	1,310	1,377	1,377	1,377	67
Total Other Charges		**122,926**	**138,561**	**9,776**	**12,367**	**12,367**	**12,367**	**2,591**
Fixed Assets								
Total Fixed Assets		**0**	**0**	**0**	**0**	**0**	**0**	**0**
Special Items								
Total Special Items		**0**	**0**	**0**	**0**	**0**	**0**	**0**
Other Financing Uses								
9108	Interfund ExpenditureCost Plan	0	0	0	91,516	91,516	91,516	91,516
Total Other Financing Uses		**0**	**0**	**0**	**91,516**	**91,516**	**91,516**	**91,516**
Total 273 Public Guardian - Conservator		**897,061**	**996,897**	**723,030**	**1,067,547**	**1,067,547**	**1,067,547**	**344,517**
274 Office of Emergency Services								
Salaries & Employee Benefits								
1100	Salaries And Wages	65,410	110,953	79,763	178,998	178,998	178,998	99,235
1400	Extra Help	17,378	0	7,787	0	0	0	(7,787)
1450	Unemployment Insurance	177	267	170	443	443	443	273
1470	Health Insurance	6,664	14,464	10,171	25,962	25,962	25,962	15,791
1471	Life & Air Travel Insurance	58	97	70	128	128	128	58
1472	Dental Insurance	708	1,440	1,020	2,088	2,088	2,088	1,068
1475	Salaries/Benefits Cost Share	(3,377)	15,000	0	0	0	0	0
1500	Retirement	19,835	28,149	22,403	46,179	46,179	46,179	23,776
1510	PARS Contribution	425	1,110	973	2,552	2,552	2,552	1,579
1600	FICA	6,783	8,488	6,969	13,017	13,017	13,017	6,048
1700	Workers' Compensation	1,758	1,820	1,820	1,633	1,633	1,633	(187)

County of Humboldt
Schedule 9- Budget Unit Expenditure Detail
2019-20 Budget

Object		2017-18 Actual	2018-19 Adopted	2018-19 Actual	2019-20 Request	2019-20 Recommended	2019-20 Proposed	Increase (Decrease)
Total Salaries & Employee Benefits		**115,819**	**181,788**	**131,146**	**271,000**	**271,000**	**271,000**	**139,854**
Services and Supplies								
2106	Communications	41,463	19,900	21,466	34,000	34,000	34,000	12,534
2108	Food	0	0	91	0	0	0	(91)
2109	Household Expense	0	0	222	0	0	0	(222)
2110	Insurance	2,821	3,149	3,149	0	0	0	(3,149)
2112	Maintenance-Equipment	1,861	0	0	0	0	0	0
2115	Memberships	415	415	265	0	0	0	(265)
2116	Postage	220	150	38	0	0	0	(38)
2117	Office Expense	2,334	2,500	1,227	0	0	0	(1,227)
2118	Professional & Special Service	32	120,000	44,177	0	0	0	(44,177)
2120	Rents & Leases - Equipment	2,565	1,800	1,181	0	0	0	(1,181)
2121	Rents & Leases - Structures	10	500	0	0	0	0	0
2123	Special Departmental Expense	10,102	3,689	569	0	0	0	(569)
2125	Transportation & Travel	244	600	123	0	0	0	(123)
2126	Utilities	8,662	7,000	7,510	0	0	0	(7,510)
2148	Computer Software	0	2,000	0	0	0	0	0
2217	Books & Periodicals	244	0	0	0	0	0	0
2225	Transportation-Out of County	10,057	4,000	928	0	0	0	(928)
2317	Office Expense - Equipment	0	1,900	22,720	0	0	0	(22,720)
2614	Staff Development & Training	13,725	6,758	0	0	0	0	0
Total Services and Supplies		**94,755**	**174,361**	**103,666**	**34,000**	**34,000**	**34,000**	**(69,666)**
Other Charges								
3124	Disaster Response Contingency	4,551	20,000	50	0	0	0	(50)
3125	Information Services Charges	7,964	8,270	8,270	0	0	0	(8,270)
3513	Communications/Utility Charges	3,065	3,261	3,261	0	0	0	(3,261)
3517	ADA ISF Charges	0	582	582	0	0	0	(582)
3940	Purchasing & Disposition Chg	641	1,012	1,012	0	0	0	(1,012)
Total Other Charges		**16,221**	**33,125**	**13,175**	**0**	**0**	**0**	**(13,175)**
Fixed Assets								
Total Fixed Assets		**0**	**0**	**0**	**0**	**0**	**0**	**0**

County of Humboldt
Schedule 9- Budget Unit Expenditure Detail
2019-20 Budget

Object		2017-18 Actual	2018-19 Adopted	2018-19 Actual	2019-20 Request	2019-20 Recommended	2019-20 Proposed	Increase (Decrease)
Total 274 Office of Emergency Services		**226,795**	**389,274**	**247,987**	**305,000**	**305,000**	**305,000**	**57,013**
275 Economic Development Division								
Salaries & Employee Benefits								
1100	Salaries And Wages	256,568	352,791	254,759	400,511	400,511	400,511	145,752
1400	Extra Help	2,288	0	15,709	63,558	63,558	63,558	47,849
1450	Unemployment Insurance	480	695	477	1,139	1,139	1,139	662
1460	Overtime	0	0	4,689	0	0	0	(4,689)
1470	Health Insurance	42,806	71,000	34,744	55,179	55,179	55,179	20,435
1471	Life & Air Travel Insurance	158	217	134	219	219	219	85
1472	Dental Insurance	2,714	3,600	2,460	3,480	3,480	3,480	1,020
1475	Salaries/Benefits Cost Share	(355,489)	(420,828)	(234,570)	(494,609)	(494,609)	(494,609)	(260,039)
1500	Retirement	60,835	87,163	65,856	118,844	118,844	118,844	52,988
1510	PARS Contribution	1,276	3,497	2,721	6,569	6,569	6,569	3,848
1600	FICA	18,626	28,690	19,751	33,501	33,501	33,501	13,750
1700	Workers' Compensation	4,356	6,028	4,823	4,334	4,334	4,334	(489)
Total Salaries & Employee Benefits		**34,618**	**132,853**	**171,553**	**192,725**	**192,725**	**192,725**	**21,172**
Services and Supplies								
2106	Communications	2,953	4,375	2,687	5,696	5,696	5,696	3,009
2108	Food	0	0	1,423	0	0	0	(1,423)
2110	Insurance	21,518	55,437	44,350	73,819	73,819	73,819	29,469
2113	Maintenance-Structures	0	0	5,796	0	0	0	(5,796)
2115	Memberships	0	0	2,196	0	0	0	(2,196)
2116	Postage	132	450	0	400	400	400	400
2117	Office Expense	1,268	3,500	2,646	2,000	2,000	2,000	(646)
2118	Professional & Special Service	11,371	0	12,407	10,603	10,603	10,603	(1,804)
2119	Publications & Legal Notices	214	900	724	400	400	400	(324)
2120	Rents & Leases - Equipment	2,364	2,500	1,342	4,223	4,223	4,223	2,881
2121	Rents & Leases - Structures	10,094	20,268	8,342	24,756	24,756	24,756	16,414
2123	Special Departmental Expense	804	0	1,987	0	0	0	(1,987)
2125	Transportation & Travel	251	5,400	662	400	400	400	(262)
2148	Computer Software	150	700	206	200	200	200	(6)
2225	Transportation-Out of County	2,098	11,425	11,205	3,000	3,000	3,000	(8,205)
2317	Office Expense - Equipment	0	0	9,025	0	0	0	(9,025)

County of Humboldt
Schedule 9- Budget Unit Expenditure Detail
2019-20 Budget

Object		2017-18 Actual	2018-19 Adopted	2018-19 Actual	2019-20 Request	2019-20 Recommended	2019-20 Proposed	Increase (Decrease)
2614	Staff Development & Training	0	0	6,170	13,603	13,603	13,603	7,433
Total Services and Supplies		**53,217**	**104,955**	**111,168**	**139,100**	**139,100**	**139,100**	**27,932**
Other Charges								
2178	Professional Serv-Trellis Mktg	0	0	0	432,540	432,540	432,540	432,540
3034	EDA-CEDS Update	23,473	5,000	1,049	0	0	0	(1,049)
3125	Information Services Charges	22,164	23,388	23,388	25,217	25,217	25,217	1,829
3137	Central Services Charges	49,109	49,109	0	0	0	0	0
3513	Communications/Utility Charges	613	720	720	722	722	722	2
3517	ADA ISF Charges	0	2,912	2,912	3,982	3,982	3,982	1,070
3626	Supervised Population Training	241,411	0	0	0	0	0	0
3940	Purchasing & Disposition Chg	699	467	467	588	588	588	121
3996	Cont - Trellis Microgrant	0	0	0	180,225	180,225	180,225	180,225
3997	Cont - Trellis Equity	0	0	0	108,135	108,135	108,135	108,135
Total Other Charges		**337,469**	**81,596**	**28,536**	**751,409**	**751,409**	**751,409**	**722,873**
Fixed Assets								
Total Fixed Assets		**0**	**0**	**0**	**0**	**0**	**0**	**0**
Special Items								
9138	Intrafund Transfer	(8,195)	(9,060)	0	0	0	0	0
9148	Cost Applied - WIB	(10,337)	(18,000)	0	0	0	0	0
Total Special Items		**(18,532)**	**(27,060)**	**0**	**0**	**0**	**0**	**0**
Operating Revenue & Contributn								
Total Operating Revenue & Contributn		**0**	**0**	**0**	**0**	**0**	**0**	**0**
Other Financing Uses								
9108	Interfund ExpenditureCost Plan	0	0	0	2,104	2,104	2,104	2,104
Total Other Financing Uses		**0**	**0**	**0**	**2,104**	**2,104**	**2,104**	**2,104**
Not Applicable								
Total Not Applicable		**0**	**0**	**0**	**0**	**0**	**0**	**0**
Total 275 Economic Development Division		**406,772**	**292,344**	**311,257**	**1,085,338**	**1,085,338**	**1,085,338**	**774,081**

County of Humboldt
Schedule 9- Budget Unit Expenditure Detail
2019-20 Budget

Object		2017-18 Actual	2018-19 Adopted	2018-19 Actual	2019-20 Request	2019-20 Recommended	2019-20 Proposed	Increase (Decrease)
277 Current Planning Department								
Salaries & Employee Benefits								
1100	Salaries And Wages	1,279,529	1,523,349	1,453,038	1,754,751	1,754,751	1,754,751	301,713
1400	Extra Help	121,493	90,585	91,070	78,816	78,816	78,816	(12,254)
1450	Unemployment Insurance	2,763	3,068	2,816	4,713	4,713	4,713	1,897
1460	Overtime	15,354	0	8,754	0	0	0	(8,754)
1470	Health Insurance	171,249	230,503	183,642	210,860	210,860	210,860	27,218
1471	Life & Air Travel Insurance	844	966	905	1,029	1,029	1,029	124
1472	Dental Insurance	13,924	16,920	16,740	18,792	18,792	18,792	2,052
1475	Salaries/Benefits Cost Share	(570,582)	(831,442)	(540,166)	(839,046)	(839,046)	(839,046)	(298,880)
1500	Retirement	306,378	397,130	371,026	476,222	476,222	476,222	105,196
1510	PARS Contribution	6,310	15,234	15,328	26,321	26,321	26,321	10,993
1600	FICA	103,954	120,739	112,731	140,308	140,308	140,308	27,577
1700	Workers' Compensation	44,416	49,715	49,715	69,480	69,480	69,480	19,765
Total Salaries & Employee Benefits		**1,495,632**	**1,616,767**	**1,765,599**	**1,942,246**	**1,942,246**	**1,942,246**	**176,647**
Services and Supplies								
2106	Communications	4,901	5,000	6,160	7,000	7,000	7,000	840
2109	Household Expense	0	0	585	1,050	1,050	1,050	465
2110	Insurance	400,760	165,386	172,522	39,712	39,712	39,712	(132,810)
2112	Maintenance-Equipment	0	0	12,057	6,665	6,665	6,665	(5,392)
2113	Maintenance-Structures	303	5,000	0	1,000	1,000	1,000	1,000
2115	Memberships	95	650	150	650	650	650	500
2116	Postage	11,283	10,000	12,923	0	0	0	(12,923)
2117	Office Expense	31,789	15,000	18,595	48,998	48,998	48,998	30,403
2118	Professional & Special Service	145,828	691,846	687,359	537,453	537,453	537,453	(149,906)
2119	Publications & Legal Notices	51,723	16,000	26,954	24,000	24,000	24,000	(2,954)
2120	Rents & Leases - Equipment	5,129	10,000	2,051	2,877	2,877	2,877	826
2121	Rents & Leases - Structures	0	0	780	5,100	5,100	5,100	4,320
2123	Special Departmental Expense	13,335	15,000	3,262	7,100	7,100	7,100	3,838
2125	Transportation & Travel	20,382	7,500	3,924	15,200	15,200	15,200	11,276
2126	Utilities	13,482	10,750	8,851	15,400	15,400	15,400	6,549
2140	Late Fees & Penalties	636	0	72	0	0	0	(72)
2147	Media	731	3,000	698	0	0	0	(698)

Object		2017-18 Actual	2018-19 Adopted	2018-19 Actual	2019-20 Request	2019-20 Recommended	2019-20 Proposed	Increase (Decrease)
2148	Computer Software	46,827	12,970	29,426	4,306	4,306	4,306	(25,120)
2217	Books & Periodicals	969	1,000	935	0	0	0	(935)
2225	Transportation-Out of County	1,709	8,900	3,687	0	0	0	(3,687)
2317	Office Expense - Equipment	12,269	23,165	20,544	0	0	0	(20,544)
2323	Special Dept Expense	6,728	34,500	1,895	0	0	0	(1,895)
2403	Nuisance Abatement	3,370	0	0	0	0	0	0
2614	Staff Development & Training	4,353	4,560	3,274	0	0	0	(3,274)
Total Services and Supplies		**776,602**	**1,040,227**	**1,016,704**	**716,511**	**716,511**	**716,511**	**(300,193)**
Other Charges								
3026	Sustain Licenses	0	0	31	0	0	0	(31)
3125	Information Services Charges	37,559	41,172	41,172	118,909	118,909	118,909	77,737
3254	Admin Charges-Building	49,040	0	0	0	0	0	0
3287	Admin Chgs Advanced Planning	64,294	0	0	0	0	0	0
3513	Communications/Utility Charges	2,274	2,388	2,388	2,376	2,376	2,376	(12)
3517	ADA ISF Charges	0	9,899	9,899	21,501	21,501	21,501	11,602
3940	Purchasing & Disposition Chg	903	1,726	1,726	3,636	3,636	3,636	1,910
Total Other Charges		**154,070**	**55,185**	**55,216**	**146,422**	**146,422**	**146,422**	**91,206**
Fixed Assets								
8777	Vehicle-Auto	87,353	0	0	0	0	0	0
8950	Computer Server	9,589	0	0	0	0	0	0
8965	Computer Software	41,197	0	0	0	0	0	0
8998	Building Modification	7,027	2,000	3,277	0	0	0	(3,277)
Total Fixed Assets		**145,166**	**2,000**	**3,277**	**0**	**0**	**0**	**(3,277)**
Special Items								
Total Special Items		**0**	**0**	**0**	**0**	**0**	**0**	**0**
Other Financing Uses								
Total Other Financing Uses		**0**	**0**	**0**	**0**	**0**	**0**	**0**
Total 277 Current Planning Department		**2,571,470**	**2,714,179**	**2,840,796**	**2,805,179**	**2,805,179**	**2,805,179**	**(35,617)**

278 Animal Shelter

County of Humboldt
Schedule 9- Budget Unit Expenditure Detail
2019-20 Budget

Object		2017-18 Actual	2018-19 Adopted	2018-19 Actual	2019-20 Request	2019-20 Recommended	2019-20 Proposed	Increase (Decrease)
Salaries & Employee Benefits								
1100	Salaries And Wages	270,112	342,356	272,351	444,656	444,656	444,656	172,305
1400	Extra Help	15,174	29,755	29,602	42,195	42,195	42,195	12,593
1450	Unemployment Insurance	538	747	555	1,267	1,267	1,267	712
1460	Overtime	6,619	7,000	15,541	7,000	7,000	7,000	(8,541)
1470	Health Insurance	80,181	121,702	70,004	101,736	101,736	101,736	31,732
1471	Life & Air Travel Insurance	288	347	257	405	405	405	148
1472	Dental Insurance	5,782	7,200	5,340	8,352	8,352	8,352	3,012
1475	Salaries/Benefits Cost Share	(11,862)	0	0	0	0	0	0
1500	Retirement	64,492	86,856	72,725	120,676	120,676	120,676	47,951
1510	PARS Contribution	1,349	3,424	3,176	6,670	6,670	6,670	3,494
1600	FICA	20,736	28,468	22,806	37,245	37,245	37,245	14,439
1700	Workers' Compensation	56,678	39,065	39,065	58,271	58,271	58,271	19,206
Total Salaries & Employee Benefits		**510,087**	**666,920**	**531,422**	**828,473**	**828,473**	**828,473**	**297,051**
Services and Supplies								
2103	Clothing / Employee	0	300	190	300	300	300	110
2106	Communications	1,779	2,500	2,537	3,800	3,800	3,800	1,263
2109	Household Expense	10,903	12,000	10,871	10,000	10,000	10,000	(871)
2110	Insurance	13,141	12,776	12,776	15,685	15,685	15,685	2,909
2112	Maintenance-Equipment	2,747	3,500	2,198	1,000	1,000	1,000	(1,198)
2113	Maintenance-Structures	10,275	7,200	1,597	20,500	20,500	20,500	18,903
2114	Medical Dental & Lab Supplies	0	0	19	0	0	0	(19)
2116	Postage	13,260	10,000	2,020	0	0	0	(2,020)
2117	Office Expense	3,862	3,000	21,639	18,000	18,000	18,000	(3,639)
2118	Professional & Special Service	56,373	45,000	103,933	135,000	135,000	135,000	31,067
2119	Publications & Legal Notices	433	1,000	100	200	200	200	100
2120	Rents & Leases - Equipment	3,826	2,500	2,140	4,000	4,000	4,000	1,860
2121	Rents & Leases - Structures	4,587	4,600	0	4,600	4,600	4,600	4,600
2122	Minor Equipment	0	0	110	4,100	4,100	4,100	3,990
2123	Special Departmental Expense	38,295	50,000	35,130	43,000	43,000	43,000	7,870
2125	Transportation & Travel	35,189	35,500	26,185	43,000	43,000	43,000	16,815
2126	Utilities	49,973	40,000	34,546	45,000	45,000	45,000	10,454
2140	Late Fees & Penalties	173	150	115	0	0	0	(115)
2148	Computer Software	18,680	23,768	10,416	14,184	14,184	14,184	3,768

Object		2017-18 Actual	2018-19 Adopted	2018-19 Actual	2019-20 Request	2019-20 Recommended	2019-20 Proposed	Increase (Decrease)
2203	Spay/Neuter Payments to Vets	39,078	40,000	3,516	0	0	0	(3,516)
2217	Books & Periodicals	56	150	0	0	0	0	0
2225	Transportation-Out of County	0	1,500	806	0	0	0	(806)
2614	Staff Development & Training	150	400	419	700	700	700	281
Total Services and Supplies		**302,780**	**295,844**	**271,263**	**363,069**	**363,069**	**363,069**	**91,806**
Other Charges								
3125	Information Services Charges	15,113	16,692	16,692	19,530	19,530	19,530	2,838
3513	Communications/Utility Charges	1,557	1,475	1,475	1,589	1,589	1,589	114
3517	ADA ISF Charges	0	6,988	6,988	9,556	9,556	9,556	2,568
3940	Purchasing & Disposition Chg	2,637	1,622	1,622	990	990	990	(632)
Total Other Charges		**19,307**	**26,777**	**26,777**	**31,665**	**31,665**	**31,665**	**4,888**
Fixed Assets								
8415	WASHER - CLOTHES	12,306	0	0	0	0	0	0
8774	Vehicle-Van	0	0	0	81,000	81,000	81,000	81,000
8803	Power Washers	0	0	0	10,681	10,681	10,681	10,681
Total Fixed Assets		**12,306**	**0**	**0**	**91,681**	**91,681**	**91,681**	**91,681**
Special Items								
Total Special Items		**0**	**0**	**0**	**0**	**0**	**0**	**0**
Total 278 Animal Shelter		**844,480**	**989,541**	**829,462**	**1,314,888**	**1,314,888**	**1,314,888**	**485,426**
279 Wildlife Services								
Services and Supplies								
2325	Contract Services	70,207	47,475	62,626	74,482	74,482	74,482	11,856
Total Services and Supplies		**70,207**	**47,475**	**62,626**	**74,482**	**74,482**	**74,482**	**11,856**
Total 279 Wildlife Services		**70,207**	**47,475**	**62,626**	**74,482**	**74,482**	**74,482**	**11,856**
281 Forester & Warden								
Services and Supplies								
Total Services and Supplies		**0**	**0**	**0**	**0**	**0**	**0**	**0**

Object		2017-18 Actual	2018-19 Adopted	2018-19 Actual	2019-20 Request	2019-20 Recommended	2019-20 Proposed	Increase (Decrease)
Other Charges								
3523	Cooperative Dispatch	31,185	107,689	41,384	110,920	110,920	110,920	69,536
3528	Cont to Other Agencies-State	192,507	260,671	52,663	268,491	268,491	268,491	215,828
Total Other Charges		**223,692**	**368,360**	**94,047**	**379,411**	**379,411**	**379,411**	**285,364**
Total 281 Forester & Warden		**223,692**	**368,360**	**94,047**	**379,411**	**379,411**	**379,411**	**285,364**
282 Advanced Planning Department								
Salaries & Employee Benefits								
1100	Salaries And Wages	428,115	352,286	301,849	496,044	496,044	496,044	194,195
1400	Extra Help	76,053	85,000	60,549	34,715	34,715	34,715	(25,834)
1450	Unemployment Insurance	1,020	832	693	1,356	1,356	1,356	663
1460	Overtime	5,057	0	332	0	0	0	(332)
1470	Health Insurance	52,257	48,672	36,294	56,032	56,032	56,032	19,738
1471	Life & Air Travel Insurance	255	197	163	290	290	290	127
1472	Dental Insurance	4,189	3,600	2,940	4,872	4,872	4,872	1,932
1475	Salaries/Benefits Cost Share	(181,514)	138,695	55,353	78,342	78,342	78,342	22,989
1500	Retirement	105,419	89,375	84,906	134,622	134,622	134,622	49,716
1510	PARS Contribution	2,238	3,523	3,576	7,441	7,441	7,441	3,865
1600	FICA	37,437	31,159	25,929	38,520	38,520	38,520	12,591
1700	Workers' Compensation	10,247	9,268	9,268	11,369	11,369	11,369	2,101
Total Salaries & Employee Benefits		**540,773**	**762,607**	**581,852**	**863,603**	**863,603**	**863,603**	**281,751**
Services and Supplies								
2106	Communications	1,079	1,410	622	750	750	750	128
2109	Household Expense	0	0	39	100	100	100	61
2110	Insurance	6,029	7,189	7,189	9,273	9,273	9,273	2,084
2112	Maintenance-Equipment	0	0	2,010	500	500	500	(1,510)
2113	Maintenance-Structures	0	0	22	0	0	0	(22)
2116	Postage	560	500	777	0	0	0	(777)
2117	Office Expense	10,648	10,500	2,813	20,243	20,243	20,243	17,430
2118	Professional & Special Service	198,983	150,000	53,722	42,163	42,163	42,163	(11,559)
2119	Publications & Legal Notices	3,967	5,000	11,722	5,000	5,000	5,000	(6,722)
2120	Rents & Leases - Equipment	2,805	2,400	0	2,877	2,877	2,877	2,877
2121	Rents & Leases - Structures	0	0	1,361	5,100	5,100	5,100	3,739

County of Humboldt
Schedule 9- Budget Unit Expenditure Detail
2019-20 Budget

Object		2017-18 Actual	2018-19 Adopted	2018-19 Actual	2019-20 Request	2019-20 Recommended	2019-20 Proposed	Increase (Decrease)
2123	Special Departmental Expense	6,606	5,000	0	2,600	2,600	2,600	2,600
2125	Transportation & Travel	384	2,400	228	3,700	3,700	3,700	3,472
2126	Utilities	5,276	2,500	1,916	3,285	3,285	3,285	1,369
2147	Media	0	500	0	0	0	0	0
2148	Computer Software	5,975	8,600	4,392	663	663	663	(3,729)
2217	Books & Periodicals	0	0	271	0	0	0	(271)
2225	Transportation-Out of County	3,366	2,400	722	0	0	0	(722)
2317	Office Expense - Equipment	1,849	10,580	7,469	0	0	0	(7,469)
2614	Staff Development & Training	750	2,300	1,850	0	0	0	(1,850)
Total Services and Supplies		**248,277**	**211,279**	**97,125**	**96,254**	**96,254**	**96,254**	**(871)**
Other Charges								
3017	Small Grants Program	45,188	0	0	0	0	0	0
3109	Grant Fund Disbursements	198,424	145,000	219,810	200,000	200,000	200,000	(19,810)
3125	Information Services Charges	17,005	18,469	18,469	19,637	19,637	19,637	1,168
3204	Admin Charges from Planning	27,831	0	0	0	0	0	0
3254	Admin Charges-Building	8,208	0	0	0	0	0	0
3280	Administrative Overhead	31,367	20,000	49	10,000	10,000	10,000	9,951
3406	Coastal Conservancy Grant	64,195	30,000	31,216	6,000	6,000	6,000	(25,216)
3517	ADA ISF Charges	0	3,494	3,494	4,778	4,778	4,778	1,284
3530	Micro-Enterprise Activities	146,610	140,000	98,350	150,000	150,000	150,000	51,650
3550	CDBG Planning Technical Assist	0	0	0	50,000	50,000	50,000	50,000
3551	HOME Program FTHB	505,863	355,000	234,767	0	0	0	(234,767)
3584	CalHOME Revolving Loan	161,094	270,000	0	0	0	0	0
3585	HOME Revolving Loan	0	53,000	0	0	0	0	0
3596	EPA Brownfields - RLA	181,238	480,000	79,082	0	0	0	(79,082)
3940	Purchasing & Disposition Chg	801	662	662	897	897	897	235
Total Other Charges		**1,387,824**	**1,515,625**	**685,899**	**441,312**	**441,312**	**441,312**	**(244,587)**
Fixed Assets								
Total Fixed Assets		**0**	**0**	**0**	**0**	**0**	**0**	**0**
Special Items								
9375	Map Fees	0	(200)	0	0	0	0	0
9400	Measure Z Intrafund	(12,698)	(3,000)	(3,691)	(5,000)	(5,000)	(5,000)	(1,309)

Object	2017-18 Actual	2018-19 Adopted	2018-19 Actual	2019-20 Request	2019-20 Recommended	2019-20 Proposed	Increase (Decrease)
Total Special Items	**(12,698)**	**(3,200)**	**(3,691)**	**(5,000)**	**(5,000)**	**(5,000)**	**(1,309)**
Other Financing Uses							
9100 Transfer Fund Balance	(11,000)	0	0	0	0	0	0
9102 Transfer Out	177,599	0	0	0	0	0	0
Total Other Financing Uses	**166,599**	**0**	**0**	**0**	**0**	**0**	**0**
Total 282 Advanced Planning Department	**2,330,775**	**2,486,311**	**1,361,185**	**1,396,169**	**1,396,169**	**1,396,169**	**34,984**
284 Local Agency Formation Commiss							
Services and Supplies							
Total Services and Supplies	**0**	**0**	**0**	**0**	**0**	**0**	**0**
Other Charges							
Total Other Charges	**0**	**0**	**0**	**0**	**0**	**0**	**0**
Total 284 Local Agency Formation Commiss	**0**	**0**	**0**	**0**	**0**	**0**	**0**
285 PROB ENV PRESERV PROJECT							
Salaries & Employee Benefits							
Total Salaries & Employee Benefits	**0**	**0**	**0**	**0**	**0**	**0**	**0**
Services and Supplies							
Total Services and Supplies	**0**	**0**	**0**	**0**	**0**	**0**	**0**
Other Charges							
Total Other Charges	**0**	**0**	**0**	**0**	**0**	**0**	**0**
Fixed Assets							
Total Fixed Assets	**0**	**0**	**0**	**0**	**0**	**0**	**0**
Total 285 PROB ENV PRESERV PROJECT	**0**	**0**	**0**	**0**	**0**	**0**	**0**
286 Headwaters Division							
Salaries & Employee Benefits							

County of Humboldt
Schedule 9- Budget Unit Expenditure Detail
2019-20 Budget

Object		2017-18 Actual	2018-19 Adopted	2018-19 Actual	2019-20 Request	2019-20 Recommended	2019-20 Proposed	Increase (Decrease)
1475	Salaries/Benefits Cost Share	0	0	81,433	108,165	108,165	108,165	26,732
1700	Workers' Compensation	142	233	233	0	0	0	(233)
Total Salaries & Employee Benefits		**142**	**233**	**81,666**	**108,165**	**108,165**	**108,165**	**26,499**
Services and Supplies								
2108	Food	0	0	514	1,120	1,120	1,120	606
2110	Insurance	96	206	206	0	0	0	(206)
2115	Memberships	210	200	285	670	670	670	385
2117	Office Expense	269	450	498	300	300	300	(198)
2118	Professional & Special Service	0	10,000	45	10,616	10,616	10,616	10,571
2119	Publications & Legal Notices	0	200	0	1,000	1,000	1,000	1,000
2123	Special Departmental Expense	655	1,000	92	2,000	2,000	2,000	1,908
2125	Transportation & Travel	0	1,000	0	1,000	1,000	1,000	1,000
2148	Computer Software	15	0	782	0	0	0	(782)
2225	Transportation-Out of County	0	500	351	2,000	2,000	2,000	1,649
2317	Office Expense - Equipment	0	0	4,228	0	0	0	(4,228)
2561	Mini Grants	9,000	20,000	0	0	0	0	0
2614	Staff Development & Training	0	1,000	10	8,000	8,000	8,000	7,990
2920	Audit Expense	0	1,500	0	1,000	1,000	1,000	1,000
Total Services and Supplies		**10,245**	**36,056**	**7,011**	**27,706**	**27,706**	**27,706**	**20,695**
Other Charges								
3109	Grant Fund Disbursements	150,000	224,557	88,228	477,217	477,217	477,217	388,989
3137	Central Services Charges	(5,408)	5,408	0	0	0	0	0
3244	Admin. Chgs from Econ Develop	8,195	25,621	0	0	0	0	0
3246	CIF Grants	126,250	123,750	123,750	0	0	0	(123,750)
3517	ADA ISF Charges	0	582	582	0	0	0	(582)
3928	Expenditure Reimbursement	78,900	54,000	0	0	0	0	0
3940	Purchasing & Disposition Chg	510	298	298	418	418	418	120
Total Other Charges		**358,447**	**434,216**	**212,858**	**477,635**	**477,635**	**477,635**	**264,777**
Fixed Assets								
Total Fixed Assets		**0**	**0**	**0**	**0**	**0**	**0**	**0**
Special Items								

Object		2017-18 Actual	2018-19 Adopted	2018-19 Actual	2019-20 Request	2019-20 Recommended	2019-20 Proposed	Increase (Decrease)
Total Special Items		**0**	**0**	**0**	**0**	**0**	**0**	**0**
Other Financing Uses								
9108	Interfund ExpenditureCost Plan	0	0	0	3,094	3,094	3,094	3,094
Total Other Financing Uses		**0**	**0**	**0**	**3,094**	**3,094**	**3,094**	**3,094**
Total 286 Headwaters Division		**368,834**	**470,505**	**301,535**	**616,600**	**616,600**	**616,600**	**315,065**
287 Workforce Investment								
Salaries & Employee Benefits								
1475	Salaries/Benefits Cost Share	0	0	153,136	386,444	386,444	386,444	233,308
Total Salaries & Employee Benefits		**0**	**0**	**153,136**	**386,444**	**386,444**	**386,444**	**233,308**
Services and Supplies								
2106	Communications	0	0	1,938	363	363	363	(1,575)
2108	Food	0	0	1,359	0	0	0	(1,359)
2115	Memberships	2,040	2,500	1,255	500	500	500	(755)
2116	Postage	77	100	24	100	100	100	76
2117	Office Expense	374	250	1,459	1,500	1,500	1,500	41
2118	Professional & Special Service	395	2,500	62	5,250	5,250	5,250	5,188
2119	Publications & Legal Notices	381	300	811	1,000	1,000	1,000	189
2120	Rents & Leases - Equipment	0	0	1,343	2,000	2,000	2,000	657
2121	Rents & Leases - Structures	0	0	4,782	7,469	7,469	7,469	2,687
2123	Special Departmental Expense	686	600	826	1,500	1,500	1,500	674
2125	Transportation & Travel	284	0	265	350	350	350	85
2148	Computer Software	30	0	215	0	0	0	(215)
2225	Transportation-Out of County	2,203	0	2,472	2,000	2,000	2,000	(472)
2614	Staff Development & Training	400	0	0	1,500	1,500	1,500	1,500
Total Services and Supplies		**6,870**	**6,250**	**16,811**	**23,532**	**23,532**	**23,532**	**6,721**
Other Charges								
3017	Small Grants Program	105,447	64,522	11,161	28,000	28,000	28,000	16,839
3137	Central Services Charges	(8,454)	8,454	0	0	0	0	0
3155	RPU Coordinator	42,782	114,795	79,316	57,300	57,300	57,300	(22,016)
3244	Admin. Chgs from Econ Develop	138,094	223,400	0	331,883	331,883	331,883	331,883

Object		2017-18 Actual	2018-19 Adopted	2018-19 Actual	2019-20 Request	2019-20 Recommended	2019-20 Proposed	Increase (Decrease)
3543	Slingshot Grant	112,416	720,764	797,463	135,000	135,000	135,000	(662,463)
3598	Dislocated Worker (501) ETD	67,086	249,613	130,723	229,919	229,919	229,919	99,196
3599	Dislocated Worker Addt'l Alloc	0	0	0	1,490,285	1,490,285	1,490,285	1,490,285
3600	Rapid Response (540) ETD	99,176	88,900	80,345	122,549	122,549	122,549	42,204
3601	Adult Worker (201) ETD	557,299	266,482	174,916	239,834	239,834	239,834	64,918
3602	Layoff Aversion	22,707	15,132	3,253	23,172	23,172	23,172	19,919
3605	Youth Contractor (301) NHUSD	78,500	69,103	54,410	71,943	71,943	71,943	17,533
3606	Youth Contract (301) ETD	15,394	18,414	0	0	0	0	0
3607	Youth Contract (301) ECD	76,890	81,121	44,200	84,455	84,455	84,455	40,255
3608	Youth Contract (301) FUHSD	71,695	60,091	25,188	62,559	62,559	62,559	37,371
3609	Youth Contract (301) KTJUSD	51,662	45,068	33,188	46,919	46,919	46,919	13,731
3610	Youth Contract 301 Step Up	43,772	27,345	0	16,463	16,463	16,463	16,463
3611	Youth Contract SHUHSD	49,318	45,068	30,880	46,919	46,919	46,919	16,039
3810	Regional Plan Implement Grant	58,728	324,000	170,996	553,802	553,802	553,802	382,806
3940	Purchasing & Disposition Chg	859	1,181	1,181	1,919	1,919	1,919	738
Total Other Charges		**1,583,371**	**2,423,453**	**1,637,220**	**3,542,921**	**3,542,921**	**3,542,921**	**1,905,701**
Fixed Assets								
Total Fixed Assets		**0**	**0**	**0**	**0**	**0**	**0**	**0**
Special Items								
Total Special Items		**0**	**0**	**0**	**0**	**0**	**0**	**0**
Grants								
Total Grants		**0**	**0**	**0**	**0**	**0**	**0**	**0**
Other Financing Uses								
9108	Interfund ExpenditureCost Plan	0	0	0	5,101	5,101	5,101	5,101
Total Other Financing Uses		**0**	**0**	**0**	**5,101**	**5,101**	**5,101**	**5,101**
Total 287 Workforce Investment		**1,590,241**	**2,429,703**	**1,807,167**	**3,957,998**	**3,957,998**	**3,957,998**	**2,150,831**
288 Redevelopment								
Services and Supplies								
Total Services and Supplies		**0**	**0**	**0**	**0**	**0**	**0**	**0**

Object		2017-18 Actual	2018-19 Adopted	2018-19 Actual	2019-20 Request	2019-20 Recommended	2019-20 Proposed	Increase (Decrease)
Other Charges								
Total Other Charges		**0**	**0**	**0**	**0**	**0**	**0**	**0**
Total 288 Redevelopment		**0**	**0**	**0**	**0**	**0**	**0**	**0**
289 CDS Natural Resources Planning								
Salaries & Employee Benefits								
1100	Salaries And Wages	254,425	258,038	230,357	264,331	264,331	264,331	33,974
1400	Extra Help	18,043	19,181	0	0	0	0	0
1450	Unemployment Insurance	535	530	427	688	688	688	261
1470	Health Insurance	38,189	41,298	31,029	32,299	32,299	32,299	1,270
1471	Life & Air Travel Insurance	141	139	131	139	139	139	8
1472	Dental Insurance	2,832	2,880	2,640	2,784	2,784	2,784	144
1500	Retirement	60,985	65,465	59,396	71,737	71,737	71,737	12,341
1510	PARS Contribution	1,264	2,581	2,457	3,965	3,965	3,965	1,508
1600	FICA	20,525	21,207	17,372	20,222	20,222	20,222	2,850
1700	Workers' Compensation	6,099	6,287	6,287	6,534	6,534	6,534	247
Total Salaries & Employee Benefits		**403,038**	**417,606**	**350,096**	**402,699**	**402,699**	**402,699**	**52,603**
Services and Supplies								
2106	Communications	332	3,000	294	1,000	1,000	1,000	706
2110	Insurance	4,008	5,217	5,217	5,600	5,600	5,600	383
2112	Maintenance-Equipment	361	0	1,083	4,000	4,000	4,000	2,917
2113	Maintenance-Structures	0	0	32	500	500	500	468
2116	Postage	32	200	34	0	0	0	(34)
2117	Office Expense	305	2,000	547	4,200	4,200	4,200	3,653
2118	Professional & Special Service	0	12,829	0	70,000	70,000	70,000	70,000
2119	Publications & Legal Notices	0	200	0	200	200	200	200
2120	Rents & Leases - Equipment	3,100	1,500	252	500	500	500	248
2121	Rents & Leases - Structures	29,834	31,000	30,257	31,000	31,000	31,000	743
2123	Special Departmental Expense	0	0	0	1,500	1,500	1,500	1,500
2125	Transportation & Travel	800	1,500	103	11,500	11,500	11,500	11,397
2140	Late Fees & Penalties	2	0	4	10	10	10	6
2148	Computer Software	0	1,500	0	6,500	6,500	6,500	6,500
2225	Transportation-Out of County	1,875	5,000	1,438	0	0	0	(1,438)

Object		2017-18 Actual	2018-19 Adopted	2018-19 Actual	2019-20 Request	2019-20 Recommended	2019-20 Proposed	Increase (Decrease)
2317	Office Expense - Equipment	0	2,000	3,144	0	0	0	(3,144)
2614	Staff Development & Training	125	1,500	370	0	0	0	(370)
Total Services and Supplies		**40,774**	**67,446**	**42,775**	**136,510**	**136,510**	**136,510**	**93,735**
Other Charges								
3100	Title 3 Small Grant Program	35,592	34,000	29,338	0	0	0	(29,338)
3107	Title 3 Fire Plan Implementati	0	2,000	0	0	0	0	0
3109	Grant Fund Disbursements	31,352	4,000	8,061	50,000	50,000	50,000	41,939
3114	USFS Clearinghouse Grant Fire	43,719	50,000	42,484	0	0	0	(42,484)
3125	Information Services Charges	10,347	11,945	11,945	12,300	12,300	12,300	355
3344	Negative Interest Expense	2,193	0	1,074	0	0	0	(1,074)
3517	ADA ISF Charges	0	2,329	2,329	3,185	3,185	3,185	856
3796	Prop 1 Disadvantaged Community	433,667	1,850,000	418,068	1,000,000	1,000,000	1,000,000	581,932
3797	Sustainable Communities Grant	167,809	0	0	0	0	0	0
3806	Prop 84 Implementation	767,601	1,460,000	1,695,007	1,098,462	1,098,462	1,098,462	(596,545)
3807	Prop 84 Round 2	1,111,863	1,732,000	1,122,168	418,050	418,050	418,050	(704,118)
3808	Prop 84 Drought	1,752,074	2,900,000	94,321	3,210,400	3,210,400	3,210,400	3,116,079
3809	Prop 84 Round 3	973,697	2,665,000	976,824	5,536,500	5,536,500	5,536,500	4,559,676
3928	Expenditure Reimbursement	14,706	60,000	8,592	60,000	60,000	60,000	51,408
3940	Purchasing & Disposition Chg	408	363	363	279	279	279	(84)
Total Other Charges		**5,345,028**	**10,771,637**	**4,410,574**	**11,389,176**	**11,389,176**	**11,389,176**	**6,978,602**
Fixed Assets								
Total Fixed Assets		**0**	**0**	**0**	**0**	**0**	**0**	**0**
Special Items								
9340	Reimbursement	0	0	(6,829)	(20,000)	(20,000)	(20,000)	(13,171)
9346	Public Works Services	(86)	0	0	0	0	0	0
9400	Measure Z Intrafund	(14,063)	0	0	0	0	0	0
Total Special Items		**(14,149)**	**0**	**(6,829)**	**(20,000)**	**(20,000)**	**(20,000)**	**(13,171)**
Total 289 CDS Natural Resources Planning		**5,774,691**	**11,256,689**	**4,796,616**	**11,908,385**	**11,908,385**	**11,908,385**	**7,111,769**
290 Fish & Game Advisory Committee								
Services and Supplies								

Object		2017-18 Actual	2018-19 Adopted	2018-19 Actual	2019-20 Request	2019-20 Recommended	2019-20 Proposed	Increase (Decrease)
2118	Professional & Special Service	3,000	6,000	0	3,000	4,500	4,500	4,500
2123	Special Departmental Expense	13,139	8,480	7,000	9,000	9,000	9,000	2,000
2317	Office Expense - Equipment	0	520	0	0	0	0	0
Total Services and Supplies		**16,139**	**15,000**	**7,000**	**12,000**	**13,500**	**13,500**	**6,500**
Total 290 Fish & Game Advisory Committee		**16,139**	**15,000**	**7,000**	**12,000**	**13,500**	**13,500**	**6,500**
291 Victim Advocacy & Outreach								
Salaries & Employee Benefits								
1100	Salaries And Wages	63,024	67,003	65,915	85,538	85,538	85,538	19,623
1400	Extra Help	268	46,984	5,711	0	0	0	(5,711)
1450	Unemployment Insurance	107	150	124	218	218	218	94
1460	Overtime	3,783	0	2,901	3,000	3,000	3,000	99
1470	Health Insurance	23,441	25,083	18,859	13,422	13,422	13,422	(5,437)
1471	Life & Air Travel Insurance	35	35	35	70	70	70	35
1472	Dental Insurance	708	720	720	1,392	1,392	1,392	672
1500	Retirement	15,109	16,999	16,857	22,672	22,672	22,672	5,815
1510	PARS Contribution	321	670	720	1,253	1,253	1,253	533
1600	FICA	4,095	5,126	5,099	6,391	6,391	6,391	1,292
1700	Workers' Compensation	1,066	1,548	1,548	1,324	1,324	1,324	(224)
Total Salaries & Employee Benefits		**111,957**	**164,318**	**118,489**	**135,280**	**135,280**	**135,280**	**16,791**
Services and Supplies								
2106	Communications	804	2,000	1,641	2,000	2,000	2,000	359
2110	Insurance	638	1,215	1,215	1,112	1,112	1,112	(103)
2116	Postage	107	240	240	240	240	240	0
2117	Office Expense	4,741	9,163	3,264	40,826	44,826	44,826	41,562
2121	Rents & Leases - Structures	12,069	12,369	12,833	3,000	3,000	3,000	(9,833)
2123	Special Departmental Expense	4,329	3,500	0	3,500	3,500	3,500	3,500
2125	Transportation & Travel	1,698	6,000	2,286	6,000	6,000	6,000	3,714
2126	Utilities	1,302	1,500	1,027	1,500	1,500	1,500	473
2148	Computer Software	0	3,000	0	3,000	3,000	3,000	3,000
2225	Transportation-Out of County	364	500	1,165	500	500	500	(665)
2240	Emergency Victim Expenses	0	8,000	2,100	8,000	8,000	8,000	5,900
2317	Office Expense - Equipment	0	4,000	0	4,000	0	0	0

Object		2017-18 Actual	2018-19 Adopted	2018-19 Actual	2019-20 Request	2019-20 Recommended	2019-20 Proposed	Increase (Decrease)
2614	Staff Development & Training	6,607	14,000	907	20,000	20,000	20,000	19,093
Total Services and Supplies		**32,659**	**65,487**	**26,678**	**93,678**	**93,678**	**93,678**	**67,000**
Other Charges								
3517	ADA ISF Charges	0	837	837	1,593	1,593	1,593	756
3928	Expenditure Reimbursement	62,171	0	0	0	0	0	0
3940	Purchasing & Disposition Chg	670	358	358	449	449	449	91
Total Other Charges		**62,841**	**1,195**	**1,195**	**2,042**	**2,042**	**2,042**	**847**
Fixed Assets								
8777	Vehicle-Auto	12,999	0	0	0	0	0	0
Total Fixed Assets		**12,999**	**0**	**0**	**0**	**0**	**0**	**0**
Special Items								
Total Special Items		**0**	**0**	**0**	**0**	**0**	**0**	**0**
Total 291 Victim Advocacy & Outreach		**220,456**	**231,000**	**146,362**	**231,000**	**231,000**	**231,000**	**84,638**
292 Public Defender Measure Z								
Salaries & Employee Benefits								
1100	Salaries And Wages	87,821	133,455	112,625	643,388	138,238	138,238	25,613
1400	Extra Help	3,028	0	0	30,000	0	0	0
1450	Unemployment Insurance	176	250	207	1,023	359	359	152
1460	Overtime	0	0	94	0	0	0	(94)
1470	Health Insurance	10,365	23,130	13,197	83,101	12,662	12,662	(535)
1471	Life & Air Travel Insurance	42	40	53	208	58	58	5
1472	Dental Insurance	767	1,080	1,320	4,992	1,392	1,392	72
1500	Retirement	21,563	34,503	28,762	113,364	37,516	37,516	8,754
1510	PARS Contribution	428	1,360	1,171	5,064	2,074	2,074	903
1600	FICA	6,799	10,404	8,454	35,741	10,575	10,575	2,121
1700	Workers' Compensation	0	1,505	1,505	13,171	3,041	3,041	1,536
Total Salaries & Employee Benefits		**130,989**	**205,727**	**167,388**	**930,052**	**205,915**	**205,915**	**38,527**
Services and Supplies								
2110	Insurance	0	1,197	1,197	11,567	2,496	2,496	1,299

Object		2017-18 Actual	2018-19 Adopted	2018-19 Actual	2019-20 Request	2019-20 Recommended	2019-20 Proposed	Increase (Decrease)
2115	Memberships	630	465	0	1,316	465	465	465
2116	Postage	450	0	0	0	0	0	0
2117	Office Expense	76	1,281	2,224	19,758	2,758	2,758	534
2118	Professional & Special Service	0	4,507	0	1,000	0	0	0
2148	Computer Software	0	0	116	0	0	0	(116)
2217	Books & Periodicals	0	0	116	2,000	0	0	(116)
2225	Transportation-Out of County	0	0	0	1,000	0	0	0
2317	Office Expense - Equipment	0	2,550	0	0	0	0	0
2614	Staff Development & Training	0	0	109	17,499	2,500	2,500	2,391
Total Services and Supplies		**1,156**	**10,000**	**3,762**	**54,140**	**8,219**	**8,219**	**4,457**
Other Charges								
3026	Sustain Licenses	0	930	0	5,555	930	930	930
3125	Information Services Charges	0	0	0	13,110	0	0	0
3137	Central Services Charges	0	0	0	3,773	0	0	0
3513	Communications/Utility Charges	0	0	0	1,257	0	0	0
3517	ADA ISF Charges	0	0	0	1,593	1,593	1,593	1,593
3940	Purchasing & Disposition Chg	0	0	0	816	0	0	0
Total Other Charges		**0**	**930**	**0**	**26,104**	**2,523**	**2,523**	**2,523**
Other Financing Uses								
9108	Interfund ExpenditureCost Plan	0	0	0	1,529	1,529	1,529	1,529
Total Other Financing Uses		**0**	**0**	**0**	**1,529**	**1,529**	**1,529**	**1,529**
Total 292 Public Defender Measure Z		**132,145**	**216,657**	**171,150**	**1,011,825**	**218,186**	**218,186**	**47,036**
293 DHHS Measure Z								
Salaries & Employee Benefits								
1100	Salaries And Wages	210,549	357,991	227,868	412,685	412,685	412,685	184,817
1400	Extra Help	25,252	0	0	0	0	0	0
1450	Unemployment Insurance	482	680	431	1,073	1,073	1,073	642
1460	Overtime	37	0	0	0	0	0	0
1470	Health Insurance	30,633	73,166	30,172	51,338	51,338	51,338	21,166
1471	Life & Air Travel Insurance	173	277	179	277	277	277	98
1472	Dental Insurance	3,363	5,760	3,720	5,568	5,568	5,568	1,848

County of Humboldt
Schedule 9- Budget Unit Expenditure Detail
2019-20 Budget

Object		2017-18 Actual	2018-19 Adopted	2018-19 Actual	2019-20 Request	2019-20 Recommended	2019-20 Proposed	Increase (Decrease)
1500	Retirement	50,322	90,822	57,871	111,999	111,999	111,999	54,128
1510	PARS Contribution	1,040	3,580	2,434	6,190	6,190	6,190	3,756
1600	FICA	18,551	27,386	17,699	31,570	31,570	31,570	13,871
1700	Workers' Compensation	0	2,257	2,257	5,507	5,507	5,507	3,250
Total Salaries & Employee Benefits		**340,402**	**561,919**	**342,631**	**626,207**	**626,207**	**626,207**	**283,576**
Services and Supplies								
2106	Communications	3,283	1,596	3,680	1,596	1,596	1,596	(2,084)
2108	Food	0	0	97	0	0	0	(97)
2110	Insurance	0	1,943	1,943	4,694	4,694	4,694	2,751
2114	Medical Dental & Lab Supplies	0	4,882	2,060	2,188	2,188	2,188	128
2117	Office Expense	2,113	9,800	1,409	9,800	9,800	9,800	8,391
2118	Professional & Special Service	20,669	205,752	171,082	17,500	10,000	10,000	(161,082)
2119	Publications & Legal Notices	0	800	15	800	800	800	785
2121	Rents & Leases - Structures	2,964	11,400	2,964	11,400	11,400	11,400	8,436
2123	Special Departmental Expense	1,200	0	0	4,300	0	0	0
2125	Transportation & Travel	23,115	40,500	19,709	36,000	36,000	36,000	16,291
2140	Late Fees & Penalties	0	0	2	0	0	0	(2)
2148	Computer Software	1,034	95,154	0	127,863	89,554	89,554	89,554
2207	AB 2034	48,527	0	54,133	250,000	0	0	(54,133)
2225	Transportation-Out of County	3,050	11,200	4,693	0	0	0	(4,693)
2317	Office Expense - Equipment	2,004	0	0	0	0	0	0
2614	Staff Development & Training	80	6,900	3,164	6,900	6,900	6,900	3,736
Total Services and Supplies		**108,039**	**389,927**	**264,951**	**473,041**	**172,932**	**172,932**	**(92,019)**
Other Charges								
3137	Central Services Charges	2,188	2,188	0	0	0	0	0
3517	ADA ISF Charges	0	0	0	6,371	6,371	6,371	6,371
3928	Expenditure Reimbursement	0	75,381	0	0	0	0	0
3940	Purchasing & Disposition Chg	0	363	363	402	402	402	39
Total Other Charges		**2,188**	**77,932**	**363**	**6,773**	**6,773**	**6,773**	**6,410**
Other Financing Uses								
9108	Interfund ExpenditureCost Plan	0	0	0	8,527	8,527	8,527	8,527
9279	IE - SSB Chrg to Other Co Dept	0	0	0	50,366	50,366	50,366	50,366

Object		2017-18 Actual	2018-19 Adopted	2018-19 Actual	2019-20 Request	2019-20 Recommended	2019-20 Proposed	Increase (Decrease)
Total Other Financing Uses		**0**	**0**	**0**	**58,893**	**58,893**	**58,893**	**58,893**
Total 293 DHHS Measure Z		**450,629**	**1,029,778**	**607,945**	**1,164,914**	**864,805**	**864,805**	**256,860**
294 PUBLIC SAFETY REALIGNMENT								
Salaries & Employee Benefits								
1100	Salaries And Wages	693,172	782,096	605,540	0	0	0	(605,540)
1400	Extra Help	0	5,000	0	0	0	0	0
1450	Unemployment Insurance	1,347	1,490	1,238	0	0	0	(1,238)
1460	Overtime	1,480	3,500	11,212	0	0	0	(11,212)
1470	Health Insurance	139,118	173,227	104,198	0	0	0	(104,198)
1471	Life & Air Travel Insurance	331	370	291	0	0	0	(291)
1472	Dental Insurance	8,201	9,360	7,440	0	0	0	(7,440)
1500	Retirement	203,873	268,106	201,820	0	0	0	(201,820)
1510	PARS Contribution	3,504	7,789	7,086	0	0	0	(7,086)
1600	FICA	17,347	17,817	16,021	0	0	0	(16,021)
1700	Workers' Compensation	17,180	15,538	15,538	0	0	0	(15,538)
Total Salaries & Employee Benefits		**1,085,553**	**1,284,293**	**970,384**	**0**	**0**	**0**	**(970,384)**
Services and Supplies								
2106	Communications	5,845	15,000	5,911	0	0	0	(5,911)
2109	Household Expense	1,036	1,500	1,403	0	0	0	(1,403)
2110	Insurance	10,147	12,169	12,169	0	0	0	(12,169)
2112	Maintenance-Equipment	0	1,000	106	0	0	0	(106)
2113	Maintenance-Structures	1,188	1,500	752	0	0	0	(752)
2114	Medical Dental & Lab Supplies	0	0	1,380	0	0	0	(1,380)
2116	Postage	238	400	14	0	0	0	(14)
2117	Office Expense	4,117	6,000	3,312	0	0	0	(3,312)
2118	Professional & Special Service	12	500	3,583	0	0	0	(3,583)
2120	Rents & Leases - Equipment	7,718	5,500	3,359	0	0	0	(3,359)
2121	Rents & Leases - Structures	113,543	117,420	106,391	0	0	0	(106,391)
2122	Minor Equipment	0	0	1,813	0	0	0	(1,813)
2123	Special Departmental Expense	2,699	10,000	143	0	0	0	(143)
2125	Transportation & Travel	12,567	15,000	8,963	0	0	0	(8,963)
2126	Utilities	14,194	15,000	10,805	0	0	0	(10,805)

Object		2017-18 Actual	2018-19 Adopted	2018-19 Actual	2019-20 Request	2019-20 Recommended	2019-20 Proposed	Increase (Decrease)
2129	Drinking Water	493	600	181	0	0	0	(181)
2140	Late Fees & Penalties	28	0	20	0	0	0	(20)
2148	Computer Software	33,331	2,000	812	0	0	0	(812)
2194	Recruiting and Employment Cost	479	3,000	0	0	0	0	0
2217	Books & Periodicals	0	0	393	0	0	0	(393)
2225	Transportation-Out of County	1,290	4,000	238	0	0	0	(238)
2317	Office Expense - Equipment	4,762	8,500	1,628	0	0	0	(1,628)
2325	Contract Services	1,071,286	1,139,628	888,974	0	0	0	(888,974)
2481	Drug Testing	6,275	10,000	0	0	0	0	0
2614	Staff Development & Training	23,232	25,000	6,277	0	0	0	(6,277)
Total Services and Supplies		**1,314,480**	**1,393,717**	**1,058,627**	**0**	**0**	**0**	**(1,058,627)**
Other Charges								
3026	Sustain Licenses	4,126	3,340	3,094	0	0	0	(3,094)
3137	Central Services Charges	39,580	39,580	0	0	0	0	0
3225	Contribution City of Eureka	0	0	268,886	0	0	0	(268,886)
3258	Housing Assistance	41,989	0	700	0	0	0	(700)
3364	Client Travel	2,916	2,000	2,313	0	0	0	(2,313)
3513	Communications/Utility Charges	3,699	4,566	4,566	0	0	0	(4,566)
3517	ADA ISF Charges	0	7,570	7,570	0	0	0	(7,570)
3940	Purchasing & Disposition Chg	1,093	1,064	1,064	0	0	0	(1,064)
Total Other Charges		**93,403**	**58,120**	**288,193**	**0**	**0**	**0**	**(288,193)**
Fixed Assets								
Total Fixed Assets		**0**	**0**	**0**	**0**	**0**	**0**	**0**
Total 294 PUBLIC SAFETY REALIGNMENT		**2,493,436**	**2,736,130**	**2,317,204**	**0**	**0**	**0**	**(2,317,204)**
295 District Attorney Measure Z								
Salaries & Employee Benefits								
1100	Salaries And Wages	638,067	707,460	603,573	1,004,794	735,190	735,190	131,617
1400	Extra Help	45,694	56,010	52,972	57,000	57,000	57,000	4,028
1450	Unemployment Insurance	1,368	1,733	1,197	2,425	1,912	1,912	715
1460	Overtime	2,854	5,000	13,721	8,200	8,200	8,200	(5,521)
1470	Health Insurance	94,969	110,003	80,254	128,409	92,440	92,440	12,186

County of Humboldt
Schedule 9- Budget Unit Expenditure Detail
2019-20 Budget

Object		2017-18 Actual	2018-19 Adopted	2018-19 Actual	2019-20 Request	2019-20 Recommended	2019-20 Proposed	Increase (Decrease)
1471	Life & Air Travel Insurance	339	359	292	509	347	347	55
1472	Dental Insurance	7,375	7,920	6,660	10,456	7,656	7,656	996
1500	Retirement	164,279	198,775	162,404	289,917	221,538	221,538	59,134
1510	PARS Contribution	3,191	7,075	6,497	13,724	11,028	11,028	4,531
1600	FICA	39,181	45,879	37,768	65,382	44,763	44,763	6,995
1700	Workers' Compensation	9,523	13,998	13,998	14,646	14,646	14,646	648
Total Salaries & Employee Benefits		**1,006,840**	**1,154,212**	**979,336**	**1,595,462**	**1,194,720**	**1,194,720**	**215,384**
Services and Supplies								
2110	Insurance	5,674	10,945	10,945	11,971	11,971	11,971	1,026
2116	Postage	1,325	0	1,118	0	0	0	(1,118)
2117	Office Expense	130	0	114	0	0	0	(114)
2118	Professional & Special Service	2,560	3,000	13,997	3,000	3,000	3,000	(10,997)
2123	Special Departmental Expense	1,953	1,000	0	0	0	0	0
2125	Transportation & Travel	4	1,033	0	0	0	0	0
2148	Computer Software	110	0	0	0	0	0	0
2217	Books & Periodicals	75	0	0	0	0	0	0
2218	Recording & Transcriptions	24,237	1,000	2,357	3,000	3,000	3,000	643
2225	Transportation-Out of County	2,168	1,000	10,257	2,000	2,000	2,000	(8,257)
2311	Jury & Witness Expense	22,278	18,900	23,330	10,000	10,000	10,000	(13,330)
2317	Office Expense - Equipment	1,622	0	0	0	0	0	0
2614	Staff Development & Training	16,884	17,000	9,720	10,729	10,729	10,729	1,009
2715	Expert Witness	12,717	25,000	6,823	15,000	15,000	15,000	8,177
Total Services and Supplies		**91,737**	**78,878**	**78,661**	**55,700**	**55,700**	**55,700**	**(22,961)**
Other Charges								
3137	Central Services Charges	9,252	9,252	0	0	0	0	0
3513	Communications/Utility Charges	2,069	919	919	914	914	914	(5)
3517	ADA ISF Charges	0	0	6,405	9,556	9,556	9,556	3,151
3940	Purchasing & Disposition Chg	175	701	701	1,021	1,021	1,021	320
Total Other Charges		**11,496**	**10,872**	**8,025**	**11,491**	**11,491**	**11,491**	**3,466**
Fixed Assets								
Total Fixed Assets		**0**	**0**	**0**	**0**	**0**	**0**	**0**

Object		2017-18 Actual	2018-19 Adopted	2018-19 Actual	2019-20 Request	2019-20 Recommended	2019-20 Proposed	Increase (Decrease)
Other Financing Uses								
9108	Interfund ExpenditureCost Plan	0	0	0	19,370	19,370	19,370	19,370
Total Other Financing Uses		**0**	**0**	**0**	**19,370**	**19,370**	**19,370**	**19,370**
Total 295 District Attorney Measure Z		**1,110,073**	**1,243,962**	**1,066,022**	**1,682,023**	**1,281,281**	**1,281,281**	**215,259**
296 Probation Measure Z								
Salaries & Employee Benefits								
1100	Salaries And Wages	260,740	298,610	259,717	324,192	324,192	324,192	64,475
1450	Unemployment Insurance	522	568	528	843	843	843	315
1460	Overtime	166	500	3,118	0	0	0	(3,118)
1470	Health Insurance	58,124	70,322	46,454	64,389	64,389	64,389	17,935
1471	Life & Air Travel Insurance	139	139	125	139	139	139	14
1472	Dental Insurance	4,189	4,320	3,900	4,176	4,176	4,176	276
1500	Retirement	86,708	106,962	95,165	126,526	126,526	126,526	31,361
1510	PARS Contribution	1,359	2,987	2,951	4,863	4,863	4,863	1,912
1600	FICA	3,942	4,330	4,033	4,701	4,701	4,701	668
1700	Workers' Compensation	2,149	5,146	5,146	5,093	5,093	5,093	(53)
Total Salaries & Employee Benefits		**418,038**	**493,884**	**421,137**	**534,922**	**534,922**	**534,922**	**113,785**
Services and Supplies								
2106	Communications	25	500	1,169	0	0	0	(1,169)
2110	Insurance	1,326	4,070	4,070	4,286	4,286	4,286	216
2117	Office Expense	254	500	21	0	0	0	(21)
2120	Rents & Leases - Equipment	303	250	0	0	0	0	0
2123	Special Departmental Expense	111	250	0	0	0	0	0
2125	Transportation & Travel	4,419	4,500	2,990	0	0	0	(2,990)
2225	Transportation-Out of County	1,945	2,000	1,007	0	0	0	(1,007)
2614	Staff Development & Training	20,351	20,000	3,617	0	0	0	(3,617)
Total Services and Supplies		**28,734**	**32,070**	**12,874**	**4,286**	**4,286**	**4,286**	**(8,588)**
Other Charges								
3137	Central Services Charges	8,501	8,501	0	0	0	0	0
3513	Communications/Utility Charges	1,674	501	501	498	498	498	(3)
3517	ADA ISF Charges	0	3,494	3,494	4,778	4,778	4,778	1,284

Object		2017-18 Actual	2018-19 Adopted	2018-19 Actual	2019-20 Request	2019-20 Recommended	2019-20 Proposed	Increase (Decrease)
3940	Purchasing & Disposition Chg	626	324	324	279	279	279	(45)
Total Other Charges		**10,801**	**12,820**	**4,319**	**5,555**	**5,555**	**5,555**	**1,236**
Fixed Assets								
Total Fixed Assets		**0**	**0**	**0**	**0**	**0**	**0**	**0**
Other Financing Uses								
9108	Interfund ExpenditureCost Plan	0	0	0	10,174	10,174	10,174	10,174
Total Other Financing Uses		**0**	**0**	**0**	**10,174**	**10,174**	**10,174**	**10,174**
Total 296 Probation Measure Z		**457,573**	**538,774**	**438,330**	**554,937**	**554,937**	**554,937**	**116,607**
297 Sheriff Measure Z								
Salaries & Employee Benefits								
1100	Salaries And Wages	2,036,091	2,344,239	1,974,222	2,610,089	2,610,089	2,610,089	635,867
1400	Extra Help	0	0	18,477	0	0	0	(18,477)
1450	Unemployment Insurance	4,773	4,455	4,588	6,935	6,935	6,935	2,347
1460	Overtime	465,539	350,000	547,434	0	0	0	(547,434)
1470	Health Insurance	362,265	477,135	278,830	347,686	347,686	347,686	68,856
1471	Life & Air Travel Insurance	1,039	1,248	919	1,004	1,004	1,004	85
1472	Dental Insurance	24,013	28,583	22,020	27,840	27,840	27,840	5,820
1475	Salaries/Benefits Cost Share	58,784	72,000	68,854	67,374	67,374	67,374	(1,480)
1500	Retirement	621,216	779,928	645,051	1,010,579	1,010,579	1,010,579	365,528
1510	PARS Contribution	12,314	23,444	26,351	40,009	40,009	40,009	13,658
1600	FICA	58,382	68,990	56,797	54,519	54,519	54,519	(2,278)
1700	Workers' Compensation	26,252	45,732	45,732	45,281	45,281	45,281	(451)
Total Salaries & Employee Benefits		**3,670,668**	**4,195,754**	**3,689,275**	**4,211,316**	**4,211,316**	**4,211,316**	**522,041**
Services and Supplies								
2103	Clothing / Employee	(501)	1,500	6,723	0	0	0	(6,723)
2106	Communications	10,919	8,000	7,001	9,000	9,000	9,000	1,999
2108	Food	0	0	72	0	0	0	(72)
2109	Household Expense	2,599	2,500	2,477	3,000	3,000	3,000	523
2110	Insurance	15,712	34,263	34,263	36,938	36,938	36,938	2,675
2112	Maintenance-Equipment	1,037	1,000	150	1,000	1,000	1,000	850

County of Humboldt
Schedule 9- Budget Unit Expenditure Detail
2019-20 Budget

Object		2017-18 Actual	2018-19 Adopted	2018-19 Actual	2019-20 Request	2019-20 Recommended	2019-20 Proposed	Increase (Decrease)
2113	Maintenance-Structures	0	1,000	618	1,000	1,000	1,000	382
2115	Memberships	76	250	0	0	0	0	0
2116	Postage	136	250	0	0	0	0	0
2117	Office Expense	2,395	4,000	2,572	1,000	1,000	1,000	(1,572)
2118	Professional & Special Service	59,584	379,145	30,266	1,000	1,000	1,000	(29,266)
2119	Publications & Legal Notices	0	750	0	0	0	0	0
2120	Rents & Leases - Equipment	2,449	2,500	1,082	1,100	1,100	1,100	18
2121	Rents & Leases - Structures	9,360	10,080	9,360	9,360	9,360	9,360	0
2123	Special Departmental Expense	35,547	34,160	7,570	0	0	0	(7,570)
2125	Transportation & Travel	172,582	80,000	149,157	203,000	203,000	203,000	53,843
2126	Utilities	3,660	4,000	4,441	5,000	5,000	5,000	559
2129	Drinking Water	0	0	221	0	0	0	(221)
2140	Late Fees & Penalties	0	0	36	0	0	0	(36)
2148	Computer Software	1,370	1,000	0	0	0	0	0
2217	Books & Periodicals	333	350	0	0	0	0	0
2224	COST Training	3,329	6,000	366	0	0	0	(366)
2225	Transportation-Out of County	4,217	8,000	609	0	0	0	(609)
2317	Office Expense - Equipment	4,545	6,000	3,344	0	0	0	(3,344)
2614	Staff Development & Training	7,075	3,500	5,855	0	0	0	(5,855)
2637	POST Training	5,570	10,000	732	0	0	0	(732)
Total Services and Supplies		**341,994**	**598,248**	**266,915**	**271,398**	**271,398**	**271,398**	**4,483**
Other Charges								
3026	Sustain Licenses	0	900	1,031	0	0	0	(1,031)
3137	Central Services Charges	21,682	21,682	0	0	0	0	0
3513	Communications/Utility Charges	13,184	1,253	1,253	1,246	1,246	1,246	(7)
3517	ADA ISF Charges	0	20,963	20,963	31,854	31,854	31,854	10,891
3940	Purchasing & Disposition Chg	2,345	2,020	2,020	1,549	1,549	1,549	(471)
Total Other Charges		**37,211**	**46,818**	**25,267**	**34,649**	**34,649**	**34,649**	**9,382**
Fixed Assets								
8074	Communications Equipment	0	0	332,850	0	0	0	(332,850)
8774	Vehicle-Van	149,924	25,076	21,711	0	0	0	(21,711)
8777	Vehicle-Auto	174,448	0	0	0	0	0	0
Total Fixed Assets		**324,372**	**25,076**	**354,561**	**0**	**0**	**0**	**(354,561)**

County of Humboldt
Schedule 9- Budget Unit Expenditure Detail
2019-20 Budget

Object		2017-18 Actual	2018-19 Adopted	2018-19 Actual	2019-20 Request	2019-20 Recommended	2019-20 Proposed	Increase (Decrease)
Special Items								
Total Special Items		**0**	**0**	**0**	**0**	**0**	**0**	**0**
Other Financing Uses								
9108	Interfund ExpenditureCost Plan	0	0	0	155,553	155,553	155,553	155,553
Total Other Financing Uses		**0**	**0**	**0**	**155,553**	**155,553**	**155,553**	**155,553**
Total 297 Sheriff Measure Z		**4,374,245**	**4,865,896**	**4,336,018**	**4,672,916**	**4,672,916**	**4,672,916**	**336,898**
298 Public Works Measure Z								
Salaries & Employee Benefits								
1100	Salaries And Wages	1,450	3,000	370	151,130	0	0	(370)
1400	Extra Help	114,616	150,000	53,491	100,000	0	0	(53,491)
1450	Unemployment Insurance	262	600	109	393	0	0	(109)
1460	Overtime	8,645	16,000	1,978	0	0	0	(1,978)
1470	Health Insurance	0	0	0	3,257	0	0	0
1471	Life & Air Travel Insurance	0	0	0	139	0	0	0
1472	Dental Insurance	0	0	0	2,784	0	0	0
1500	Retirement	11,428	12,000	8,369	41,015	0	0	(8,369)
1510	PARS Contribution	245	800	345	2,267	0	0	(345)
1600	FICA	8,980	12,000	4,272	11,562	0	0	(4,272)
1700	Workers' Compensation	0	1,465	1,465	0	0	0	(1,465)
Total Salaries & Employee Benefits		**145,626**	**195,865**	**70,399**	**312,547**	**0**	**0**	**(70,399)**
Services and Supplies								
2103	Clothing / Employee	0	0	97	0	0	0	(97)
2109	Household Expense	0	0	0	2,000	0	0	0
2110	Insurance	0	1,108	1,108	0	0	0	(1,108)
2112	Maintenance-Equipment	0	0	158	0	0	0	(158)
2117	Office Expense	1,793	0	0	0	0	0	0
2118	Professional & Special Service	0	0	64,642	181,500	90,750	90,750	26,108
2120	Rents & Leases - Equipment	0	0	0	18,580	0	0	0
2122	Minor Equipment	0	0	42	36,373	0	0	(42)
2123	Special Departmental Expense	0	0	366,614	35,000	25,000	25,000	(341,614)
2125	Transportation & Travel	0	0	0	27,800	0	0	0

County of Humboldt
Schedule 9- Budget Unit Expenditure Detail
2019-20 Budget

Object		2017-18 Actual	2018-19 Adopted	2018-19 Actual	2019-20 Request	2019-20 Recommended	2019-20 Proposed	Increase (Decrease)
2153	Special Dept Exp-Area 3	99,158	20,000	27,166	0	0	0	(27,166)
2154	Special Dept Expense-Area 4	40,081	8,000	101,410	0	0	0	(101,410)
2155	Special Dept Expense-Area 5	132,534	3,843	38,296	0	0	0	(38,296)
2156	Special Dept Expense-Area 6	124,905	8,000	0	0	0	0	0
2157	Special Dept Expense-Area 1	24,440	8,000	1,785	0	0	0	(1,785)
2158	Special Dept Exp Special Crews	0	0	0	75,000	0	0	0
2159	Special Dept Expense-Area 2	136,351	30,000	4,540	0	0	0	(4,540)
2164	Special Dept Exp - North	684,930	317,850	115,009	1,450,000	0	0	(115,009)
2165	Special Dept Exp - South	591,844	265,245	215,493	1,450,000	0	0	(215,493)
2317	Office Expense - Equipment	3,587	0	0	0	0	0	0
2323	Special Dept Expense	124,752	0	39,017	0	0	0	(39,017)
2350	Safety Related Expenses	7,918	0	0	0	0	0	0
2623	Employee Physicals	582	800	0	0	0	0	0
Total Services and Supplies		**1,972,875**	**662,846**	**975,377**	**3,276,253**	**115,750**	**115,750**	**(859,627)**
Other Charges								
3001	Technical Study	0	35,000	0	0	0	0	0
3137	Central Services Charges	6,254	6,254	0	0	0	0	0
3143	Illegal Dump Clean Up	0	0	0	50,000	0	0	0
3144	Farm and Ranch Cleanup	1,891	0	0	0	0	0	0
3795	Streets Resurfacing Project	101,685	0	0	0	0	0	0
3940	Purchasing & Disposition Chg	189	130	130	0	0	0	(130)
Total Other Charges		**110,019**	**41,384**	**130**	**50,000**	**0**	**0**	**(130)**
Fixed Assets								
8254	Brush Chipper	0	0	0	370,000	0	0	0
8779	Trailer	0	0	0	84,000	0	0	0
8938	Flat Car Bridge	51,720	0	0	0	0	0	0
8962	Parks Improvements	9,200	0	0	0	0	0	0
8989	Equipment-Miscellaneous	0	0	0	10,000	0	0	0
Total Fixed Assets		**60,920**	**0**	**0**	**464,000**	**0**	**0**	**0**
Other Financing Uses								
3205	Contributions to Aviation	25,144	0	0	0	0	0	0
Total Other Financing Uses		**25,144**	**0**	**0**	**0**	**0**	**0**	**0**

County of Humboldt
Schedule 9- Budget Unit Expenditure Detail
2019-20 Budget

Object		2017-18 Actual	2018-19 Adopted	2018-19 Actual	2019-20 Request	2019-20 Recommended	2019-20 Proposed	Increase (Decrease)
Total 298 Public Works Measure Z		**2,314,584**	**900,095**	**1,045,906**	**4,102,800**	**115,750**	**115,750**	**(930,156)**
299 Code Enforcement Measure Z								
Salaries & Employee Benefits								
1100	Salaries And Wages	27,647	0	0	0	0	0	0
1450	Unemployment Insurance	66	0	0	0	0	0	0
1460	Overtime	87	0	0	0	0	0	0
1470	Health Insurance	6,817	0	0	0	0	0	0
1471	Life & Air Travel Insurance	44	0	0	0	0	0	0
1472	Dental Insurance	236	0	0	0	0	0	0
1500	Retirement	6,479	0	0	0	0	0	0
1510	PARS Contribution	162	0	0	0	0	0	0
1600	FICA	2,554	0	0	0	0	0	0
1700	Workers' Compensation	829	0	0	0	0	0	0
Total Salaries & Employee Benefits		**44,921**	**0**	**0**	**0**	**0**	**0**	**0**
Services and Supplies								
2106	Communications	539	0	0	0	0	0	0
2110	Insurance	501	0	0	0	0	0	0
2117	Office Expense	969	0	0	0	0	0	0
2125	Transportation & Travel	666	0	0	0	0	0	0
2126	Utilities	816	0	0	0	0	0	0
2148	Computer Software	1,050	0	0	0	0	0	0
2225	Transportation-Out of County	343	0	0	0	0	0	0
Total Services and Supplies		**4,884**	**0**	**0**	**0**	**0**	**0**	**0**
Other Charges								
3137	Central Services Charges	1,795	0	0	0	0	0	0
3940	Purchasing & Disposition Chg	160	0	0	0	0	0	0
Total Other Charges		**1,955**	**0**	**0**	**0**	**0**	**0**	**0**
Fixed Assets								
Total Fixed Assets		**0**	**0**	**0**	**0**	**0**	**0**	**0**
Total 299 Code Enforcement Measure Z		**51,760**	**0**	**0**	**0**	**0**	**0**	**0**

County of Humboldt
Schedule 9- Budget Unit Expenditure Detail
2019-20 Budget

Object		2017-18 Actual	2018-19 Adopted	2018-19 Actual	2019-20 Request	2019-20 Recommended	2019-20 Proposed	Increase (Decrease)
300 Auditor Controller Measure Z								
Salaries & Employee Benefits								
1100	Salaries And Wages	17,503	27,325	20,558	0	0	0	(20,558)
1450	Unemployment Insurance	25	55	22	0	0	0	(22)
1460	Overtime	681	0	573	0	0	0	(573)
1470	Health Insurance	9,873	15,900	7,987	0	0	0	(7,987)
1471	Life & Air Travel Insurance	39	65	34	0	0	0	(34)
1472	Dental Insurance	0	725	0	0	0	0	0
1500	Retirement	4,152	5,600	3,541	0	0	0	(3,541)
1510	PARS Contribution	86	175	179	0	0	0	(179)
1600	FICA	971	1,950	1,322	0	0	0	(1,322)
1700	Workers' Compensation	0	0	433	0	0	0	(433)
Total Salaries & Employee Benefits		**33,330**	**51,795**	**34,649**	**0**	**0**	**0**	**(34,649)**
Services and Supplies								
2110	Insurance	0	0	342	0	0	0	(342)
Total Services and Supplies		**0**	**0**	**342**	**0**	**0**	**0**	**(342)**
Other Charges								
3517	ADA ISF Charges	0	0	291	0	0	0	(291)
Total Other Charges		**0**	**0**	**291**	**0**	**0**	**0**	**(291)**
Total 300 Auditor Controller Measure Z		**33,330**	**51,795**	**35,282**	**0**	**0**	**0**	**(35,282)**
320 Roads-Administration/Business								
Salaries & Employee Benefits								
1100	Salaries And Wages	561,612	582,495	553,487	632,416	632,416	632,416	78,929
1400	Extra Help	24,819	30,000	24,560	30,000	30,000	30,000	5,440
1450	Unemployment Insurance	1,033	1,107	969	1,645	1,645	1,645	676
1460	Overtime	618	650	305	750	750	750	445
1470	Health Insurance	99,444	111,210	81,013	92,798	92,798	92,798	11,785
1471	Life & Air Travel Insurance	419	440	397	440	440	440	43
1472	Dental Insurance	6,667	7,200	6,480	6,960	6,960	6,960	480
1500	Retirement	128,168	147,779	136,144	171,632	171,632	171,632	35,488

County of Humboldt
Schedule 9- Budget Unit Expenditure Detail
2019-20 Budget

Object		2017-18 Actual	2018-19 Adopted	2018-19 Actual	2019-20 Request	2019-20 Recommended	2019-20 Proposed	Increase (Decrease)
1510	PARS Contribution	2,725	5,825	5,849	9,486	9,486	9,486	3,637
1600	FICA	39,471	44,561	39,108	48,380	48,380	48,380	9,272
1700	Workers' Compensation	21,241	19,902	19,902	21,125	21,125	21,125	1,223
Total Salaries & Employee Benefits		**886,217**	**951,169**	**868,214**	**1,015,632**	**1,015,632**	**1,015,632**	**147,418**
Services and Supplies								
2103	Clothing / Employee	0	0	42	100	100	100	58
2106	Communications	8,728	10,000	8,197	10,000	10,000	10,000	1,803
2109	Household Expense	1,331	2,000	563	1,000	1,000	1,000	437
2110	Insurance	11,965	13,753	13,753	14,647	14,647	14,647	894
2112	Maintenance-Equipment	16,886	20,000	3,562	4,000	4,000	4,000	438
2113	Maintenance-Structures	0	100	0	0	0	0	0
2115	Memberships	4,391	5,000	3,563	5,000	5,000	5,000	1,437
2116	Postage	1,577	1,650	1,350	0	0	0	(1,350)
2117	Office Expense	4,832	6,350	4,600	19,600	19,600	19,600	15,000
2118	Professional & Special Service	433	300	1,567	540	540	540	(1,027)
2119	Publications & Legal Notices	0	150	126	150	150	150	24
2120	Rents & Leases - Equipment	10,882	10,000	5,021	10,000	10,000	10,000	4,979
2121	Rents & Leases - Structures	0	0	639	1,200	1,200	1,200	561
2123	Special Departmental Expense	1,251	1,700	501	2,500	2,500	2,500	1,999
2125	Transportation & Travel	2,684	3,000	3,082	13,000	13,000	13,000	9,918
2126	Utilities	11,785	12,000	10,135	12,000	12,000	12,000	1,865
2140	Late Fees & Penalties	0	0	20	0	0	0	(20)
2148	Computer Software	0	0	15,650	16,000	16,000	16,000	350
2225	Transportation-Out of County	9,655	9,000	7,060	0	0	0	(7,060)
2317	Office Expense - Equipment	0	0	1,338	0	0	0	(1,338)
2350	Safety Related Expenses	0	100	0	0	0	0	0
2614	Staff Development & Training	2,642	8,000	275	0	0	0	(275)
Total Services and Supplies		**89,042**	**103,103**	**81,044**	**109,737**	**109,737**	**109,737**	**28,693**
Other Charges								
3125	Information Services Charges	88,094	96,457	96,457	102,350	102,350	102,350	5,893
3137	Central Services Charges	53,314	53,314	0	0	0	0	0
3513	Communications/Utility Charges	4,455	4,693	4,693	4,682	4,682	4,682	(11)
3517	ADA ISF Charges	0	5,823	5,823	7,963	7,963	7,963	2,140

Object		2017-18 Actual	2018-19 Adopted	2018-19 Actual	2019-20 Request	2019-20 Recommended	2019-20 Proposed	Increase (Decrease)
3928	Expenditure Reimbursement	0	250	2	100	100	100	98
3940	Purchasing & Disposition Chg	1,894	1,414	1,414	1,393	1,393	1,393	(21)
Total Other Charges		**147,757**	**161,951**	**108,389**	**116,488**	**116,488**	**116,488**	**8,099**
Fixed Assets								
Total Fixed Assets		**0**	**0**	**0**	**0**	**0**	**0**	**0**
Other Financing Uses								
9108	Interfund ExpenditureCost Plan	0	0	0	66,778	66,778	66,778	66,778
Total Other Financing Uses		**0**	**0**	**0**	**66,778**	**66,778**	**66,778**	**66,778**
Total 320 Roads-Administration/Business		**1,123,016**	**1,216,223**	**1,057,647**	**1,308,635**	**1,308,635**	**1,308,635**	**250,988**
321 Roads-Engineering								
Capital Contracts								
0316	Salt River Bridge 594011 RAO	2,298	0	0	0	0	0	0
0319	Eel River Overlay -MF 213500	4,620	0	0	0	0	0	0
0320	Red Cap Road -GRS 321606A	62,782	0	0	0	0	0	0
0322	Larabee Bridge	52,034	0	0	0	0	0	0
0323	Walnut & Fern Traffic Signal	35,014	0	0	0	0	0	0
0324	Red Cap Road Bridge Replacemen	1,882,394	1,000,000	188,176	0	0	0	(188,176)
0325	Mattole Rd Earthquake Repairs	298,630	0	0	0	0	0	0
0326	Lafayette Sch Safe Routes Imp	659,271	0	0	0	0	0	0
0327	Jacoby Creek Bridge Rehab	20,614	0	778,169	0	0	0	(778,169)
0328	High Reflective Stripping	0	240,000	178,632	0	0	0	(178,632)
0329	Bald Hills Rd-PM 13.46-16.05	413,340	2,000,000	1,340,419	0	0	0	(1,340,419)
0330	Williams Creek Bridge Replacem	455,796	0	1,885,221	76,345	76,345	76,345	(1,808,876)
0331	Dinner Creek Culvert Replace	108,893	0	538,897	0	0	0	(538,897)
0332	Myrtle Ave Ped Signal	0	0	113,616	0	0	0	(113,616)
0333	Eel River Drive PM	0	0	318,526	0	0	0	(318,526)
0334	Tompkins Hill Rd PM	0	0	160,544	0	0	0	(160,544)
0335	ADA Curb Ramp Improvements	0	0	0	1,525,000	1,525,000	1,525,000	1,525,000
0336	Mitchel Rd Storm Damage PM1.15	0	0	0	1,450,000	1,450,000	1,450,000	1,450,000
0337	Lower Cappell Rd Storm PM1.49	0	0	0	150,000	150,000	150,000	150,000
0338	Pedestrian Safety Crossing	0	0	0	100,000	100,000	100,000	100,000

County of Humboldt
Schedule 9- Budget Unit Expenditure Detail
2019-20 Budget

Object		2017-18 Actual	2018-19 Adopted	2018-19 Actual	2019-20 Request	2019-20 Recommended	2019-20 Proposed	Increase (Decrease)
0339	Stanford Dr Storm Repair PM.	0	0	0	200,000	200,000	200,000	200,000
Total Capital Contracts		**3,995,686**	**3,240,000**	**5,502,200**	**3,501,345**	**3,501,345**	**3,501,345**	**(2,000,855)**
Salaries & Employee Benefits								
1100	Salaries And Wages	744,124	934,615	647,174	916,679	916,679	916,679	269,505
1400	Extra Help	25,177	33,000	33,919	33,000	33,000	33,000	(919)
1450	Unemployment Insurance	1,603	1,776	1,294	2,384	2,384	2,384	1,090
1460	Overtime	21,809	20,000	20,161	20,000	20,000	20,000	(161)
1470	Health Insurance	80,559	101,772	60,858	109,649	109,649	109,649	48,791
1471	Life & Air Travel Insurance	396	440	302	474	474	474	172
1472	Dental Insurance	7,493	8,640	5,820	9,048	9,048	9,048	3,228
1500	Retirement	175,062	237,112	160,566	248,778	248,778	248,778	88,212
1510	PARS Contribution	3,785	9,347	7,179	13,750	13,750	13,750	6,571
1600	FICA	61,784	71,499	54,380	70,126	70,126	70,126	15,746
1700	Workers' Compensation	21,321	19,523	19,523	24,688	24,688	24,688	5,165
Total Salaries & Employee Benefits		**1,143,113**	**1,437,724**	**1,011,176**	**1,448,576**	**1,448,576**	**1,448,576**	**437,400**
Services and Supplies								
2103	Clothing / Employee	13	300	0	300	300	300	300
2106	Communications	4,843	3,654	3,972	4,059	4,059	4,059	87
2109	Household Expense	1,257	900	595	900	900	900	305
2110	Insurance	11,013	12,412	12,412	15,198	15,198	15,198	2,786
2112	Maintenance-Equipment	7,209	4,600	4,729	4,600	4,600	4,600	(129)
2113	Maintenance-Structures	640	3,500	7	3,500	3,500	3,500	3,493
2115	Memberships	995	700	295	700	700	700	405
2116	Postage	113	300	51	0	0	0	(51)
2117	Office Expense	1,012	2,500	2,085	6,000	6,000	6,000	3,915
2118	Professional & Special Service	1,950,401	10,939,887	3,193,245	11,000,000	11,000,000	11,000,000	7,806,755
2119	Publications & Legal Notices	11,410	6,000	7,718	6,000	6,000	6,000	(1,718)
2120	Rents & Leases - Equipment	1,942	2,639	1,651	4,000	4,000	4,000	2,349
2121	Rents & Leases - Structures	100	0	175	0	0	0	(175)
2122	Minor Equipment	24	1,500	253	1,500	1,500	1,500	1,247
2123	Special Departmental Expense	7,117	15,000	8,609	17,000	17,000	17,000	8,391
2124	Transportation-General	201,999	100,000	0	0	0	0	0
2125	Transportation & Travel	37,576	45,000	26,198	47,500	47,500	47,500	21,302

County of Humboldt
Schedule 9- Budget Unit Expenditure Detail
2019-20 Budget

Object		2017-18 Actual	2018-19 Adopted	2018-19 Actual	2019-20 Request	2019-20 Recommended	2019-20 Proposed	Increase (Decrease)
2126	Utilities	5,812	6,090	4,774	7,000	7,000	7,000	2,226
2140	Late Fees & Penalties	0	0	7	30	30	30	23
2148	Computer Software	6,587	15,000	7,026	15,000	15,000	15,000	7,974
2225	Transportation-Out of County	1,135	2,500	2,388	0	0	0	(2,388)
2317	Office Expense - Equipment	0	3,400	0	0	0	0	0
2350	Safety Related Expenses	0	350	0	0	0	0	0
2614	Staff Development & Training	4,173	2,000	5,945	0	0	0	(5,945)
2623	Employee Physicals	97	400	0	0	0	0	0
Total Services and Supplies		**2,255,468**	**11,168,632**	**3,282,135**	**11,133,287**	**11,133,287**	**11,133,287**	**7,851,152**
Other Charges								
3137	Central Services Charges	73,274	73,274	0	0	0	0	0
3395	Interest Expense	0	20,000	0	20,000	20,000	20,000	20,000
3396	Principal Loan Payments	0	5,000	0	5,000	5,000	5,000	5,000
3513	Communications/Utility Charges	70	109	109	112	112	112	3
3517	ADA ISF Charges	0	7,570	7,570	11,149	11,149	11,149	3,579
3928	Expenditure Reimbursement	5,037	50,000	390	15,000	15,000	15,000	14,610
3940	Purchasing & Disposition Chg	772	688	688	990	990	990	302
Total Other Charges		**79,153**	**156,641**	**8,757**	**52,251**	**52,251**	**52,251**	**43,494**
Fixed Assets								
8989	Equipment-Miscellaneous	0	20,000	0	0	0	0	0
Total Fixed Assets		**0**	**20,000**	**0**	**0**	**0**	**0**	**0**
Operating Revenue & Contributn								
Total Operating Revenue & Contributn		**0**	**0**	**0**	**0**	**0**	**0**	**0**
Other Financing Uses								
9108	Interfund ExpenditureCost Plan	0	0	0	144,581	144,581	144,581	144,581
Total Other Financing Uses		**0**	**0**	**0**	**144,581**	**144,581**	**144,581**	**144,581**
Not Applicable								
Total Not Applicable		**0**	**0**	**0**	**0**	**0**	**0**	**0**
Total 321 Roads-Engineering		**7,473,420**	**16,022,997**	**9,804,268**	**16,280,040**	**16,280,040**	**16,280,040**	**6,475,772**

County of Humboldt
Schedule 9- Budget Unit Expenditure Detail
2019-20 Budget

Object		2017-18 Actual	2018-19 Adopted	2018-19 Actual	2019-20 Request	2019-20 Recommended	2019-20 Proposed	Increase (Decrease)
322 Roads-Right of Way								
Salaries & Employee Benefits								
1100	Salaries And Wages	302,530	421,808	311,543	441,118	441,118	441,118	129,575
1400	Extra Help	58,816	30,000	26,787	30,000	30,000	30,000	3,213
1450	Unemployment Insurance	681	802	595	1,147	1,147	1,147	552
1460	Overtime	175	0	742	0	0	0	(742)
1470	Health Insurance	48,607	87,366	46,588	71,845	71,845	71,845	25,257
1471	Life & Air Travel Insurance	188	266	192	266	266	266	74
1472	Dental Insurance	3,245	5,040	3,360	4,872	4,872	4,872	1,512
1500	Retirement	73,839	107,013	81,561	119,715	119,715	119,715	38,154
1510	PARS Contribution	1,465	4,219	3,324	6,617	6,617	6,617	3,293
1600	FICA	26,088	32,269	24,303	33,746	33,746	33,746	9,443
1700	Workers' Compensation	20,770	24,801	24,801	36,632	36,632	36,632	11,831
Total Salaries & Employee Benefits		**536,404**	**713,584**	**523,796**	**745,958**	**745,958**	**745,958**	**222,162**
Services and Supplies								
2103	Clothing / Employee	119	150	281	150	150	150	(131)
2106	Communications	1,205	900	888	900	900	900	12
2109	Household Expense	0	100	53	100	100	100	47
2110	Insurance	6,401	7,151	7,151	8,710	8,710	8,710	1,559
2112	Maintenance-Equipment	277	500	1,305	500	500	500	(805)
2113	Maintenance-Structures	16	1,000	76	1,000	1,000	1,000	924
2115	Memberships	0	200	0	200	200	200	200
2116	Postage	519	393	41	0	0	0	(41)
2117	Office Expense	2,686	3,000	1,829	24,393	24,393	24,393	22,564
2118	Professional & Special Service	4,214	3,000	10,000	3,500	3,500	3,500	(6,500)
2119	Publications & Legal Notices	1,602	1,750	833	1,750	1,750	1,750	917
2120	Rents & Leases - Equipment	2,613	2,100	1,187	2,100	2,100	2,100	913
2122	Minor Equipment	1,190	1,000	201	1,000	1,000	1,000	799
2123	Special Departmental Expense	110	2,000	502	9,050	9,050	9,050	8,548
2125	Transportation & Travel	13,726	15,000	7,745	20,000	20,000	20,000	12,255
2148	Computer Software	2,255	3,500	2,285	3,500	3,500	3,500	1,215
2225	Transportation-Out of County	597	3,000	3,057	0	0	0	(3,057)
2317	Office Expense - Equipment	3,763	7,000	0	0	0	0	0

Object		2017-18 Actual	2018-19 Adopted	2018-19 Actual	2019-20 Request	2019-20 Recommended	2019-20 Proposed	Increase (Decrease)
2320	Lease/Purchase-Equipment	0	14,000	0	0	0	0	0
2350	Safety Related Expenses	46	50	0	0	0	0	0
2614	Staff Development & Training	4,888	3,000	2,632	0	0	0	(2,632)
2623	Employee Physicals	634	500	0	0	0	0	0
Total Services and Supplies		**46,861**	**69,294**	**40,066**	**76,853**	**76,853**	**76,853**	**36,787**
Other Charges								
3133	Right of Way	6,250	168,500	19,181	168,500	168,500	168,500	149,319
3137	Central Services Charges	7,332	7,332	0	0	0	0	0
3513	Communications/Utility Charges	0	618	618	696	696	696	78
3517	ADA ISF Charges	0	5,241	5,241	7,167	7,167	7,167	1,926
3928	Expenditure Reimbursement	228,245	200,000	173,462	200,000	200,000	200,000	26,538
3940	Purchasing & Disposition Chg	393	584	584	1,068	1,068	1,068	484
Total Other Charges		**242,220**	**382,275**	**199,086**	**377,431**	**377,431**	**377,431**	**178,345**
Fixed Assets								
8374	Survey Equipment	0	0	0	59,000	59,000	59,000	59,000
Total Fixed Assets		**0**	**0**	**0**	**59,000**	**59,000**	**59,000**	**59,000**
Other Financing Uses								
9108	Interfund ExpenditureCost Plan	0	0	0	18,108	18,108	18,108	18,108
Total Other Financing Uses		**0**	**0**	**0**	**18,108**	**18,108**	**18,108**	**18,108**
Total 322 Roads-Right of Way		**825,485**	**1,165,153**	**762,948**	**1,277,350**	**1,277,350**	**1,277,350**	**514,402**
325 Roads-Construction & Maint								
Salaries & Employee Benefits								
1100	Salaries And Wages	2,662,389	2,903,328	2,411,487	3,367,776	3,367,776	3,367,776	956,289
1400	Extra Help	78,273	65,000	79,804	90,000	90,000	90,000	10,196
1450	Unemployment Insurance	5,621	5,517	4,711	8,757	8,757	8,757	4,046
1460	Overtime	152,680	100,000	188,335	180,000	180,000	180,000	(8,335)
1470	Health Insurance	484,708	618,127	387,144	707,704	707,704	707,704	320,560
1471	Life & Air Travel Insurance	2,025	2,209	1,777	2,590	2,590	2,590	813
1472	Dental Insurance	38,704	43,920	35,700	50,112	50,112	50,112	14,412
1500	Retirement	623,675	736,575	583,713	913,981	913,981	913,981	330,268

County of Humboldt
Schedule 9- Budget Unit Expenditure Detail
2019-20 Budget

Object		2017-18 Actual	2018-19 Adopted	2018-19 Actual	2019-20 Request	2019-20 Recommended	2019-20 Proposed	Increase (Decrease)
1510	PARS Contribution	13,938	29,034	27,164	50,518	50,518	50,518	23,354
1600	FICA	219,664	222,105	203,384	257,636	257,636	257,636	54,252
1700	Workers' Compensation	276,615	223,327	223,327	158,823	158,823	158,823	(64,504)
Total Salaries & Employee Benefits		**4,558,292**	**4,949,142**	**4,146,546**	**5,787,897**	**5,787,897**	**5,787,897**	**1,641,351**
Services and Supplies								
2103	Clothing / Employee	15,538	10,000	7,061	10,000	10,000	10,000	2,939
2106	Communications	29,159	30,000	21,620	30,000	30,000	30,000	8,380
2108	Food	0	0	233	0	0	0	(233)
2109	Household Expense	19,582	20,000	14,751	15,000	15,000	15,000	249
2110	Insurance	176,575	255,639	255,639	352,321	352,321	352,321	96,682
2112	Maintenance-Equipment	43,943	45,000	50,870	50,000	50,000	50,000	(870)
2113	Maintenance-Structures	9,797	30,000	20,570	50,000	50,000	50,000	29,430
2114	Medical Dental & Lab Supplies	0	0	133	0	0	0	(133)
2116	Postage	11	100	0	0	0	0	0
2117	Office Expense	4,715	8,000	5,637	40,000	40,000	40,000	34,363
2118	Professional & Special Service	935	10,000	196,962	700,000	700,000	700,000	503,038
2119	Publications & Legal Notices	1,742	1,300	3,402	4,000	4,000	4,000	598
2120	Rents & Leases - Equipment	25	0	1,347	2,150,000	2,150,000	2,150,000	2,148,653
2121	Rents & Leases - Structures	36,223	38,000	11,400	38,000	38,000	38,000	26,600
2122	Minor Equipment	8,732	5,000	9,988	5,000	5,000	5,000	(4,988)
2123	Special Departmental Expense	13,452	11,000	102,103	120,000	60,000	60,000	(42,103)
2124	Transportation-General	3,837	1,300,000	201,544	0	0	0	(201,544)
2125	Transportation & Travel	541,882	620,000	337,617	654,000	654,000	654,000	316,383
2126	Utilities	35,108	40,500	32,943	40,500	40,500	40,500	7,557
2133	Special Dept Exp-Bridges	30,627	50,000	68,617	90,000	60,000	60,000	(8,617)
2140	Late Fees & Penalties	68	50	94	150	150	150	56
2143	Special Dept Exp-Signing	134,269	90,000	101,654	450,000	200,000	200,000	98,346
2148	Computer Software	1,949	2,900	413	4,000	4,000	4,000	3,587
2153	Special Dept Exp-Area 3	38,409	50,000	49,065	500,000	200,000	200,000	150,935
2154	Special Dept Expense-Area 4	136,493	50,000	63,396	500,000	200,000	200,000	136,604
2155	Special Dept Expense-Area 5	48,066	50,000	20,104	500,000	200,000	200,000	179,896
2156	Special Dept Expense-Area 6	30,295	40,000	21,210	500,000	200,000	200,000	178,790
2157	Special Dept Expense-Area 1	43,685	40,000	28,768	500,000	200,000	200,000	171,232
2158	Special Dept Exp Special Crews	54,348	40,000	84,996	130,000	65,000	65,000	(19,996)

County of Humboldt
Schedule 9- Budget Unit Expenditure Detail
2019-20 Budget

Object		2017-18 Actual	2018-19 Adopted	2018-19 Actual	2019-20 Request	2019-20 Recommended	2019-20 Proposed	Increase (Decrease)
2159	Special Dept Expense-Area 2	87,718	50,000	37,269	400,000	200,000	200,000	162,731
2163	Heavy Equipment Use	2,192,385	1,989,500	1,531,917	0	0	0	(1,531,917)
2164	Special Dept Exp - North	12,984	60,000	57	317,500	140,000	140,000	139,943
2165	Special Dept Exp - South	57,846	60,000	17,380	277,500	100,000	100,000	82,620
2168	Bridge Projects	5,994	25,000	7,168	0	0	0	(7,168)
2173	Special Dept Exp-Area C	24,339	40,000	2,566	80,000	40,000	40,000	37,434
2176	Material Disposal Costs	4,653	5,000	0	0	0	0	0
2183	Aggregate/Material Permits	5,468	10,000	1,638	0	0	0	(1,638)
2185	Drainage Materials	520	5,000	0	0	0	0	0
2186	Traffic Signal Maintenance	29,164	10,000	16,425	0	0	0	(16,425)
2209	Boat Operations	30	5,000	3,607	0	0	0	(3,607)
2225	Transportation-Out of County	2,268	4,000	3,391	0	0	0	(3,391)
2313	Hazardous Material Disposal	11,722	5,000	12,843	0	0	0	(12,843)
2317	Office Expense - Equipment	14,022	15,000	4,709	0	0	0	(4,709)
2320	Lease/Purchase-Equipment	51,552	150,000	25,801	0	0	0	(25,801)
2350	Safety Related Expenses	7,102	10,000	3,055	0	0	0	(3,055)
2614	Staff Development & Training	2,799	5,000	7,175	0	0	0	(7,175)
2623	Employee Physicals	4,160	3,500	1,904	0	0	0	(1,904)
Total Services and Supplies		**3,974,191**	**5,289,489**	**3,389,042**	**8,507,971**	**6,007,971**	**6,007,971**	**2,618,929**
Other Charges								
3137	Central Services Charges	55,708	55,708	0	0	0	0	0
3281	ADA Projects	837	0	0	0	0	0	0
3513	Communications/Utility Charges	29,864	30,394	30,394	34,223	34,223	34,223	3,829
3517	ADA ISF Charges	0	48,914	48,914	67,689	67,689	67,689	18,775
3928	Expenditure Reimbursement	138,043	90,000	138,843	90,000	90,000	90,000	(48,843)
3938	Taxes & Assesments	0	0	1,150	2,500	2,500	2,500	1,350
3940	Purchasing & Disposition Chg	1,865	2,011	2,011	6,576	6,576	6,576	4,565
Total Other Charges		**226,317**	**227,027**	**221,312**	**200,988**	**200,988**	**200,988**	**(20,324)**
Fixed Assets								
8488	Roads Equipment	16,655	0	0	0	0	0	0
8771	Vehicle-Truck	0	16,000	15,203	0	0	0	(15,203)
8938	Flat Car Bridge	0	0	54,250	55,000	55,000	55,000	750
8988	Tool Box	0	15,000	18,556	0	0	0	(18,556)

Object		2017-18 Actual	2018-19 Adopted	2018-19 Actual	2019-20 Request	2019-20 Recommended	2019-20 Proposed	Increase (Decrease)
8989	Equipment-Miscellaneous	0	0	13,900	0	0	0	(13,900)
Total Fixed Assets		**16,655**	**31,000**	**101,909**	**55,000**	**55,000**	**55,000**	**(46,909)**
Other Financing Uses								
9108	Interfund ExpenditureCost Plan	0	0	0	87,936	87,936	87,936	87,936
Total Other Financing Uses		**0**	**0**	**0**	**87,936**	**87,936**	**87,936**	**87,936**
Total 325 Roads-Construction & Maint		**8,775,455**	**10,496,658**	**7,858,809**	**14,639,792**	**12,139,792**	**12,139,792**	**4,280,983**
330 Roads-Equipment Maintenance								
Salaries & Employee Benefits								
Total Salaries & Employee Benefits		**0**	**0**	**0**	**0**	**0**	**0**	**0**
Services and Supplies								
Total Services and Supplies		**0**	**0**	**0**	**0**	**0**	**0**	**0**
Other Charges								
Total Other Charges		**0**	**0**	**0**	**0**	**0**	**0**	**0**
Fixed Assets								
Total Fixed Assets		**0**	**0**	**0**	**0**	**0**	**0**	**0**
Total 330 Roads-Equipment Maintenance		**0**	**0**	**0**	**0**	**0**	**0**	**0**
331 Roads-Natural Resources								
Salaries & Employee Benefits								
1100	Salaries And Wages	205,395	236,204	228,030	323,389	323,389	323,389	95,359
1450	Unemployment Insurance	401	449	393	841	841	841	448
1460	Overtime	0	0	235	0	0	0	(235)
1470	Health Insurance	26,408	30,550	24,632	32,345	32,345	32,345	7,713
1471	Life & Air Travel Insurance	140	151	138	186	186	186	48
1472	Dental Insurance	1,888	2,160	1,980	2,784	2,784	2,784	804
1500	Retirement	48,464	59,925	55,726	87,765	87,765	87,765	32,039
1510	PARS Contribution	1,029	2,363	2,428	4,851	4,851	4,851	2,423
1600	FICA	15,594	18,070	16,832	24,740	24,740	24,740	7,908

County of Humboldt
Schedule 9- Budget Unit Expenditure Detail
2019-20 Budget

Object		2017-18 Actual	2018-19 Adopted	2018-19 Actual	2019-20 Request	2019-20 Recommended	2019-20 Proposed	Increase (Decrease)
1700	Workers' Compensation	4,549	5,205	5,205	5,234	5,234	5,234	29
Total Salaries & Employee Benefits		**303,868**	**355,077**	**335,599**	**482,135**	**482,135**	**482,135**	**146,536**
Services and Supplies								
2103	Clothing / Employee	0	150	0	150	150	150	150
2106	Communications	930	675	604	675	675	675	71
2109	Household Expense	16	0	0	0	0	0	0
2110	Insurance	4,214	29,117	29,117	44,884	44,884	44,884	15,767
2112	Maintenance-Equipment	0	200	416	200	200	200	(216)
2113	Maintenance-Structures	0	200	0	200	200	200	200
2115	Memberships	0	200	0	100	100	100	100
2116	Postage	31	100	17	0	0	0	(17)
2117	Office Expense	613	2,500	479	1,250	1,250	1,250	771
2118	Professional & Special Service	153,609	225,000	141,790	282,500	282,500	282,500	140,710
2119	Publications & Legal Notices	0	200	671	300	300	300	(371)
2121	Rents & Leases - Structures	6,172	7,152	5,664	7,152	7,152	7,152	1,488
2122	Minor Equipment	0	100	92	100	100	100	8
2123	Special Departmental Expense	571	5,000	643	3,400	3,400	3,400	2,757
2125	Transportation & Travel	1,992	2,000	566	1,200	1,200	1,200	634
2148	Computer Software	1,110	2,000	1,068	1,500	1,500	1,500	432
2225	Transportation-Out of County	0	100	383	0	0	0	(383)
2317	Office Expense - Equipment	0	300	0	0	0	0	0
2350	Safety Related Expenses	0	200	0	0	0	0	0
2614	Staff Development & Training	0	500	0	0	0	0	0
Total Services and Supplies		**169,258**	**275,694**	**181,510**	**343,611**	**343,611**	**343,611**	**162,101**
Other Charges								
3137	Central Services Charges	12,772	12,772	0	0	0	0	0
3517	ADA ISF Charges	0	1,747	1,747	2,389	2,389	2,389	642
3928	Expenditure Reimbursement	35,244	35,000	23,209	30,000	30,000	30,000	6,791
3940	Purchasing & Disposition Chg	102	156	156	139	139	139	(17)
Total Other Charges		**48,118**	**49,675**	**25,112**	**32,528**	**32,528**	**32,528**	**7,416**
Fixed Assets								
8771	Vehicle-Truck	0	16,000	15,203	0	0	0	(15,203)

Object	2017-18 Actual	2018-19 Adopted	2018-19 Actual	2019-20 Request	2019-20 Recommended	2019-20 Proposed	Increase (Decrease)
Total Fixed Assets	**0**	**16,000**	**15,203**	**0**	**0**	**0**	**(15,203)**
Other Financing Uses							
9108 Interfund ExpenditureCost Plan	0	0	0	12,813	12,813	12,813	12,813
Total Other Financing Uses	**0**	**0**	**0**	**12,813**	**12,813**	**12,813**	**12,813**
Total 331 Roads-Natural Resources	**521,244**	**696,446**	**557,424**	**871,087**	**871,087**	**871,087**	**313,663**
372 Murray Field							
Fixed Assets							
Total Fixed Assets	**0**	**0**	**0**	**0**	**0**	**0**	**0**
Total 372 Murray Field	**0**	**0**	**0**	**0**	**0**	**0**	**0**
373 Rohnerville Airport							
Fixed Assets							
Total Fixed Assets	**0**	**0**	**0**	**0**	**0**	**0**	**0**
Total 373 Rohnerville Airport	**0**	**0**	**0**	**0**	**0**	**0**	**0**
374 Garberville Airport							
Fixed Assets							
Total Fixed Assets	**0**	**0**	**0**	**0**	**0**	**0**	**0**
Total 374 Garberville Airport	**0**	**0**	**0**	**0**	**0**	**0**	**0**
375 Dinsmore Airport							
Fixed Assets							
Total Fixed Assets	**0**	**0**	**0**	**0**	**0**	**0**	**0**
Total 375 Dinsmore Airport	**0**	**0**	**0**	**0**	**0**	**0**	**0**
376 Kneeland Airport							
Fixed Assets							
Total Fixed Assets	**0**	**0**	**0**	**0**	**0**	**0**	**0**

County of Humboldt
Schedule 9- Budget Unit Expenditure Detail
2019-20 Budget

Object		2017-18 Actual	2018-19 Adopted	2018-19 Actual	2019-20 Request	2019-20 Recommended	2019-20 Proposed	Increase (Decrease)
Total 376 Kneeland Airport		**0**	**0**	**0**	**0**	**0**	**0**	**0**
381 Arcata-Eureka Airport								
Other Charges								
Total Other Charges		**0**	**0**	**0**	**0**	**0**	**0**	**0**
Fixed Assets								
Total Fixed Assets		**0**	**0**	**0**	**0**	**0**	**0**	**0**
Other Financing Uses								
Total Other Financing Uses		**0**	**0**	**0**	**0**	**0**	**0**	**0**
Total 381 Arcata-Eureka Airport		**0**	**0**	**0**	**0**	**0**	**0**	**0**
400 Public Health Administration								
Salaries & Employee Benefits								
1100	Salaries And Wages	2,157,466	2,643,940	2,077,293	2,693,186	2,693,186	2,693,186	615,893
1400	Extra Help	6,498	0	8,070	0	0	0	(8,070)
1450	Unemployment Insurance	4,056	5,024	3,766	7,003	7,003	7,003	3,237
1460	Overtime	7,637	0	856	0	0	0	(856)
1470	Health Insurance	383,080	587,577	309,751	469,401	469,401	469,401	159,650
1471	Life & Air Travel Insurance	1,548	1,931	1,465	1,920	1,920	1,920	455
1472	Dental Insurance	27,199	36,720	26,760	34,800	34,800	34,800	8,040
1475	Salaries/Benefits Cost Share	(2,267,626)	(2,721,395)	(355,548)	(1,614,178)	(1,614,178)	(1,614,178)	(1,258,630)
1500	Retirement	504,512	670,768	528,996	730,904	730,904	730,904	201,908
1510	PARS Contribution	10,444	26,440	21,932	40,398	40,398	40,398	18,466
1600	FICA	158,492	202,262	153,641	206,029	206,029	206,029	52,388
1700	Workers' Compensation	101,497	121,776	121,776	115,309	115,309	115,309	(6,467)
Total Salaries & Employee Benefits		**1,094,803**	**1,575,043**	**2,898,758**	**2,684,772**	**2,684,772**	**2,684,772**	**(213,986)**
Services and Supplies								
2103	Clothing / Employee	0	0	43	75	75	75	32
2106	Communications	6,014	9,900	6,691	10,200	10,200	10,200	3,509
2107	Duplicating	6,792	9,800	247	0	0	0	(247)
2109	Household Expense	2,218	3,900	2,264	4,750	4,750	4,750	2,486

County of Humboldt
Schedule 9- Budget Unit Expenditure Detail
2019-20 Budget

Object		2017-18 Actual	2018-19 Adopted	2018-19 Actual	2019-20 Request	2019-20 Recommended	2019-20 Proposed	Increase (Decrease)
2110	Insurance	39,762	43,310	45,177	33,619	33,619	33,619	(11,558)
2112	Maintenance-Equipment	238	680	2,196	1,200	1,200	1,200	(996)
2113	Maintenance-Structures	1,402	8,400	1,494	97,200	97,200	97,200	95,706
2115	Memberships	11,271	12,000	11,745	12,100	12,100	12,100	355
2116	Postage	786	1,000	356	0	0	0	(356)
2117	Office Expense	5,049	9,450	7,869	39,000	39,000	39,000	31,131
2118	Professional & Special Service	18,378	10,000	59,332	55,200	55,200	55,200	(4,132)
2119	Publications & Legal Notices	0	0	332	3,300	3,300	3,300	2,968
2120	Rents & Leases - Equipment	3,654	900	1,309	3,500	3,500	3,500	2,191
2121	Rents & Leases - Structures	1,470	1,500	1,225	3,500	3,500	3,500	2,275
2123	Special Departmental Expense	241	0	59	50	50	50	(9)
2125	Transportation & Travel	1,464	1,526	2,159	1,508	1,508	1,508	(651)
2126	Utilities	17,343	27,788	19,430	28,488	28,488	28,488	9,058
2128	Vital Statistics	98,696	113,000	61,518	53,801	53,801	53,801	(7,717)
2129	Drinking Water	0	0	904	0	0	0	(904)
2140	Late Fees & Penalties	20	25	12	30	30	30	18
2148	Computer Software	17,105	23,000	2,042	20,050	20,050	20,050	18,008
2194	Recruiting and Employment Cost	904	3,200	0	0	0	0	0
2217	Books & Periodicals	439	1,350	480	0	0	0	(480)
2225	Transportation-Out of County	21,648	19,100	29,086	30,340	30,340	30,340	1,254
2317	Office Expense - Equipment	13,445	16,650	10,644	0	0	0	(10,644)
2324	Special Dept Exp-Donations	0	500	19	500	500	500	481
2614	Staff Development & Training	5,564	7,600	1,960	5,500	5,500	5,500	3,540
Total Services and Supplies		**273,903**	**324,579**	**268,593**	**403,911**	**403,911**	**403,911**	**135,318**
Other Charges								
3026	Sustain Licenses	0	0	31	0	0	0	(31)
3124	Disaster Response Contingency	0	0	8,865	0	0	0	(8,865)
3125	Information Services Charges	19,771	30,070	16,346	21,328	21,328	21,328	4,982
3137	Central Services Charges	8,319	8,319	0	0	0	0	0
3202	DHHS Administration	771,435	1,015,000	399,135	0	0	0	(399,135)
3281	ADA Projects	0	16,517	0	0	0	0	0
3441	Nutrition Education	108,914	135,771	66,404	8,267	8,267	8,267	(58,137)
3451	'MAA/TCM' Admin Costs/Health	20,071	37,500	5,232	0	0	0	(5,232)
3512	Social Services	443,558	699,418	253,908	43,000	43,000	43,000	(210,908)

County of Humboldt
Schedule 9- Budget Unit Expenditure Detail
2019-20 Budget

Object		2017-18 Actual	2018-19 Adopted	2018-19 Actual	2019-20 Request	2019-20 Recommended	2019-20 Proposed	Increase (Decrease)
3513	Communications/Utility Charges	1,534	1,686	1,686	1,693	1,693	1,693	7
3517	ADA ISF Charges	0	0	9,722	14,671	14,671	14,671	4,949
3928	Expenditure Reimbursement	183,179	458,584	16,184	0	0	0	(16,184)
3940	Purchasing & Disposition Chg	3,532	3,867	3,867	4,348	4,348	4,348	481
Total Other Charges		**1,560,313**	**2,406,732**	**781,380**	**93,307**	**93,307**	**93,307**	**(688,073)**
Fixed Assets								
8186	Improvements	116	8,000	0	0	0	0	0
8998	Building Modification	127,333	150,000	40	0	0	0	(40)
Total Fixed Assets		**127,449**	**158,000**	**40**	**0**	**0**	**0**	**(40)**
Special Items								
9138	Intrafund Transfer	0	0	(1,091,853)	0	0	0	1,091,853
9235	Intrafund Expenditure	0	0	85,203	0	0	0	(85,203)
9332	DHHS Charges to Branches	0	0	191,740	0	0	0	(191,740)
9336	SSB Charges to Other Co Dept	(149,629)	(462,520)	(182,670)	0	0	0	182,670
9340	Reimbursement	0	0	(88,929)	0	0	0	88,929
9362	Vital Statistics Fees	(1,451)	(1,875)	0	0	0	0	0
9367	CalFresh (SSB)	(108,620)	(135,771)	(57,240)	0	0	0	57,240
Total Special Items		**(259,700)**	**(600,166)**	**(1,143,749)**	**0**	**0**	**0**	**1,143,749**
Other Financing Uses								
9108	Interfund ExpenditureCost Plan	0	0	0	20,112	20,112	20,112	20,112
9278	IE - DHHS Admin.	0	0	0	985,000	985,000	985,000	985,000
Total Other Financing Uses		**0**	**0**	**0**	**1,005,112**	**1,005,112**	**1,005,112**	**1,005,112**
Total 400 Public Health Administration		**2,796,768**	**3,864,188**	**2,805,022**	**4,187,102**	**4,187,102**	**4,187,102**	**1,382,080**
401 AIDS-Local Public Health Assst								
Salaries & Employee Benefits								
Total Salaries & Employee Benefits		**0**	**0**	**0**	**0**	**0**	**0**	**0**
Services and Supplies								
Total Services and Supplies		**0**	**0**	**0**	**0**	**0**	**0**	**0**

County of Humboldt
Schedule 9- Budget Unit Expenditure Detail
2019-20 Budget

Object		2017-18 Actual	2018-19 Adopted	2018-19 Actual	2019-20 Request	2019-20 Recommended	2019-20 Proposed	Increase (Decrease)
Other Charges								
Total Other Charges		**0**	**0**	**0**	**0**	**0**	**0**	**0**
Total 401 AIDS-Local Public Health Assst		**0**	**0**	**0**	**0**	**0**	**0**	**0**
402 AIDS Information & Education								
Salaries & Employee Benefits								
Total Salaries & Employee Benefits		**0**	**0**	**0**	**0**	**0**	**0**	**0**
Services and Supplies								
Total Services and Supplies		**0**	**0**	**0**	**0**	**0**	**0**	**0**
Other Charges								
Total Other Charges		**0**	**0**	**0**	**0**	**0**	**0**	**0**
Fixed Assets								
Total Fixed Assets		**0**	**0**	**0**	**0**	**0**	**0**	**0**
Total 402 AIDS Information & Education		**0**	**0**	**0**	**0**	**0**	**0**	**0**
403 MAA/TCM Claims Administration								
Salaries & Employee Benefits								
1475	Salaries/Benefits Cost Share	0	0	24,229	96,630	96,630	96,630	72,401
Total Salaries & Employee Benefits		**0**	**0**	**24,229**	**96,630**	**96,630**	**96,630**	**72,401**
Services and Supplies								
2106	Communications	134	150	103	150	150	150	47
2110	Insurance	749	1,498	943	2,050	2,050	2,050	1,107
2116	Postage	323	240	42	0	0	0	(42)
2117	Office Expense	568	500	566	740	740	740	174
2118	Professional & Special Service	0	0	0	30,000	30,000	30,000	30,000
2123	Special Departmental Expense	21,441	30,000	0	0	0	0	0
2125	Transportation & Travel	0	100	0	100	100	100	100
2148	Computer Software	331	0	0	0	0	0	0
2225	Transportation-Out of County	3,693	5,500	375	4,300	4,300	4,300	3,925

Object		2017-18 Actual	2018-19 Adopted	2018-19 Actual	2019-20 Request	2019-20 Recommended	2019-20 Proposed	Increase (Decrease)
2260	MAA/TCM Takeback	0	60,000	0	0	0	0	0
2614	Staff Development & Training	229	300	199	300	300	300	101
Total Services and Supplies		**27,468**	**98,288**	**2,228**	**37,640**	**37,640**	**37,640**	**35,412**
Other Charges								
3125	Information Services Charges	1,021	1,006	1,014	1,260	1,260	1,260	246
3137	Central Services Charges	424	424	0	0	0	0	0
3281	ADA Projects	0	536	0	0	0	0	0
3513	Communications/Utility Charges	35	55	0	56	56	56	56
3517	ADA ISF Charges	0	0	546	821	821	821	275
3928	Expenditure Reimbursement	85,109	92,840	0	0	0	0	0
3940	Purchasing & Disposition Chg	44	65	65	139	139	139	74
Total Other Charges		**86,633**	**94,926**	**1,625**	**2,276**	**2,276**	**2,276**	**651**
Fixed Assets								
Total Fixed Assets		**0**	**0**	**0**	**0**	**0**	**0**	**0**
Special Items								
9140	Targeted Case Management	(34,313)	(34,447)	0	0	0	0	0
9160	Medical Administrative Activit	(98,664)	(119,484)	0	0	0	0	0
9235	Intrafund Expenditure	0	0	46,585	0	0	0	(46,585)
Total Special Items		**(132,977)**	**(153,931)**	**46,585**	**0**	**0**	**0**	**(46,585)**
Other Financing Uses								
9108	Interfund ExpenditureCost Plan	0	0	0	490	490	490	490
Total Other Financing Uses		**0**	**0**	**0**	**490**	**490**	**490**	**490**
Total 403 MAA/TCM Claims Administration		**(18,876)**	**39,283**	**74,667**	**137,036**	**137,036**	**137,036**	**62,369**
404 MCH-Adolescent Family Life Prg								
Services and Supplies								
Total Services and Supplies		**0**	**0**	**0**	**0**	**0**	**0**	**0**
Other Charges								
Total Other Charges		**0**	**0**	**0**	**0**	**0**	**0**	**0**

Object		2017-18 Actual	2018-19 Adopted	2018-19 Actual	2019-20 Request	2019-20 Recommended	2019-20 Proposed	Increase (Decrease)
Fixed Assets								
Total Fixed Assets		**0**	**0**	**0**	**0**	**0**	**0**	**0**
Total 404 MCH-Adolescent Family Life Prg		**0**	**0**	**0**	**0**	**0**	**0**	**0**
405 Medically Vulnerable Infant								
Salaries & Employee Benefits								
Total Salaries & Employee Benefits		**0**	**0**	**0**	**0**	**0**	**0**	**0**
Services and Supplies								
Total Services and Supplies		**0**	**0**	**0**	**0**	**0**	**0**	**0**
Other Charges								
Total Other Charges		**0**	**0**	**0**	**0**	**0**	**0**	**0**
Fixed Assets								
Total Fixed Assets		**0**	**0**	**0**	**0**	**0**	**0**	**0**
Total 405 Medically Vulnerable Infant		**0**	**0**	**0**	**0**	**0**	**0**	**0**
406 Environment Health								
Salaries & Employee Benefits								
1100	Salaries And Wages	1,670,049	1,764,747	1,430,433	1,833,209	1,833,209	1,833,209	402,776
1400	Extra Help	62,704	69,581	47,500	57,178	57,178	57,178	9,678
1450	Unemployment Insurance	3,408	3,598	2,705	4,875	4,875	4,875	2,170
1460	Overtime	54,199	52,811	44,837	55,000	55,000	55,000	10,163
1470	Health Insurance	271,642	324,381	207,178	316,635	316,635	316,635	109,457
1471	Life & Air Travel Insurance	1,005	1,064	862	1,133	1,133	1,133	271
1472	Dental Insurance	19,706	21,600	17,460	22,272	22,272	22,272	4,812
1475	Salaries/Benefits Cost Share	(1,860,547)	(1,907,765)	(413,119)	(2,042,778)	(2,042,778)	(2,042,778)	(1,629,659)
1500	Retirement	403,880	447,717	365,604	497,515	497,515	497,515	131,911
1510	PARS Contribution	8,537	17,648	15,523	27,499	27,499	27,499	11,976
1600	FICA	130,929	144,367	110,663	144,615	144,615	144,615	33,952
1700	Workers' Compensation	50,154	51,516	51,516	56,566	56,566	56,566	5,050

County of Humboldt
Schedule 9- Budget Unit Expenditure Detail
2019-20 Budget

Object		2017-18 Actual	2018-19 Adopted	2018-19 Actual	2019-20 Request	2019-20 Recommended	2019-20 Proposed	Increase (Decrease)
Total Salaries & Employee Benefits		**815,666**	**991,265**	**1,881,162**	**973,719**	**973,719**	**973,719**	**(907,443)**
Services and Supplies								
2103	Clothing / Employee	0	0	0	500	500	500	500
2106	Communications	9,081	8,087	8,430	8,087	8,087	8,087	(343)
2107	Duplicating	3,070	3,387	12	0	0	0	(12)
2109	Household Expense	48	60	392	359	359	359	(33)
2110	Insurance	8,155	10,809	11,684	14,629	14,629	14,629	2,945
2112	Maintenance-Equipment	0	200	2,716	2,800	2,800	2,800	84
2113	Maintenance-Structures	125	345	226	345	345	345	119
2114	Medical Dental & Lab Supplies	424	500	312	500	500	500	188
2115	Memberships	525	595	619	1,087	1,087	1,087	468
2116	Postage	1,561	1,434	775	0	0	0	(775)
2117	Office Expense	3,825	4,685	3,421	11,211	11,211	11,211	7,790
2118	Professional & Special Service	2,005	6,700	1,944	6,700	6,700	6,700	4,756
2120	Rents & Leases - Equipment	2,183	312	449	3,600	3,600	3,600	3,151
2121	Rents & Leases - Structures	42,241	50,031	86,728	68,407	68,407	68,407	(18,321)
2122	Minor Equipment	935	2,177	358	2,177	2,177	2,177	1,819
2123	Special Departmental Expense	0	0	255	0	0	0	(255)
2125	Transportation & Travel	19,494	20,000	16,976	24,000	24,000	24,000	7,024
2126	Utilities	3,800	3,722	3,064	2,720	2,720	2,720	(344)
2140	Late Fees & Penalties	22	50	2	0	0	0	(2)
2148	Computer Software	17,365	35,000	4,091	33,458	33,458	33,458	29,367
2194	Recruiting and Employment Cost	864	500	720	0	0	0	(720)
2217	Books & Periodicals	303	500	888	0	0	0	(888)
2225	Transportation-Out of County	8,344	13,500	4,975	13,500	13,500	13,500	8,525
2317	Office Expense - Equipment	12,521	2,720	3,140	0	0	0	(3,140)
2323	Special Dept Expense	1,710	0	476	0	0	0	(476)
2401	Vector Control	2,082	11,850	4,698	11,850	11,850	11,850	7,152
2403	Nuisance Abatement	0	200	0	200	200	200	200
2497	Beach Act Monitoring Grant	37,541	35,000	18,733	14,402	14,402	14,402	(4,331)
2560	Special Projects	0	23,418	0	0	0	0	0
2614	Staff Development & Training	5,140	5,700	1,619	5,700	5,700	5,700	4,081
Total Services and Supplies		**183,364**	**241,482**	**177,703**	**226,232**	**226,232**	**226,232**	**48,529**

County of Humboldt
Schedule 9- Budget Unit Expenditure Detail
2019-20 Budget

Object		2017-18 Actual	2018-19 Adopted	2018-19 Actual	2019-20 Request	2019-20 Recommended	2019-20 Proposed	Increase (Decrease)
Other Charges								
3125	Information Services Charges	10,693	11,337	11,394	13,607	13,607	13,607	2,213
3137	Central Services Charges	8,595	8,596	0	0	0	0	0
3281	ADA Projects	0	6,551	0	0	0	0	0
3513	Communications/Utility Charges	139	218	218	223	223	223	5
3517	ADA ISF Charges	0	0	7,174	8,872	8,872	8,872	1,698
3928	Expenditure Reimbursement	13,484	13,635	0	0	0	0	0
3940	Purchasing & Disposition Chg	1,020	1,928	2,149	1,996	1,996	1,996	(153)
Total Other Charges		**33,931**	**42,265**	**20,935**	**24,698**	**24,698**	**24,698**	**3,763**
Fixed Assets								
8777	Vehicle-Auto	18,822	0	0	0	0	0	0
Total Fixed Assets		**18,822**	**0**	**0**	**0**	**0**	**0**	**0**
Special Items								
9138	Intrafund Transfer	0	0	(937,533)	0	0	0	937,533
9235	Intrafund Expenditure	0	0	6,379	0	0	0	(6,379)
Total Special Items		**0**	**0**	**(931,154)**	**0**	**0**	**0**	**931,154**
Other Financing Uses								
9108	Interfund ExpenditureCost Plan	0	0	0	30,387	30,387	30,387	30,387
Total Other Financing Uses		**0**	**0**	**0**	**30,387**	**30,387**	**30,387**	**30,387**
Total 406 Environment Health		**1,051,783**	**1,275,012**	**1,148,646**	**1,255,036**	**1,255,036**	**1,255,036**	**106,390**
407 Childhood Lead Program								
Salaries & Employee Benefits								
1475	Salaries/Benefits Cost Share	0	0	23,909	106,705	106,705	106,705	82,796
Total Salaries & Employee Benefits		**0**	**0**	**23,909**	**106,705**	**106,705**	**106,705**	**82,796**
Services and Supplies								
2106	Communications	329	480	60	203	203	203	143
2107	Duplicating	73	1,667	0	0	0	0	0
2109	Household Expense	10	7	14	32	32	32	18
2110	Insurance	672	985	975	1,257	1,257	1,257	282

County of Humboldt
Schedule 9- Budget Unit Expenditure Detail
2019-20 Budget

Object		2017-18 Actual	2018-19 Adopted	2018-19 Actual	2019-20 Request	2019-20 Recommended	2019-20 Proposed	Increase (Decrease)
2112	Maintenance-Equipment	6,787	7	54	2,006	2,006	2,006	1,952
2113	Maintenance-Structures	13	25	7	30	30	30	23
2114	Medical Dental & Lab Supplies	1,765	0	940	800	800	800	(140)
2116	Postage	528	100	46	0	0	0	(46)
2117	Office Expense	486	50	103	68	68	68	(35)
2118	Professional & Special Service	520	2,000	834	1,909	1,909	1,909	1,075
2120	Rents & Leases - Equipment	28	12	32	54	54	54	22
2121	Rents & Leases - Structures	2,943	2,897	2,090	2,868	2,868	2,868	778
2125	Transportation & Travel	481	510	62	725	725	725	663
2126	Utilities	332	396	213	370	370	370	157
2147	Media	1,328	1,697	0	0	0	0	0
2194	Recruiting and Employment Cost	10	0	0	0	0	0	0
2225	Transportation-Out of County	2,026	4,363	1,479	3,300	3,300	3,300	1,821
2614	Staff Development & Training	325	175	1,657	150	150	150	(1,507)
Total Services and Supplies		**18,656**	**15,371**	**8,566**	**13,772**	**13,772**	**13,772**	**5,206**
Other Charges								
3125	Information Services Charges	933	1,087	1,095	1,365	1,365	1,365	270
3137	Central Services Charges	706	741	0	0	0	0	0
3281	ADA Projects	0	647	0	0	0	0	0
3517	ADA ISF Charges	0	0	639	1,305	1,305	1,305	666
3928	Expenditure Reimbursement	81,346	102,478	0	0	0	0	0
3940	Purchasing & Disposition Chg	44	78	78	248	248	248	170
Total Other Charges		**83,029**	**105,031**	**1,812**	**2,918**	**2,918**	**2,918**	**1,106**
Special Items								
9235	Intrafund Expenditure	0	0	166,097	0	0	0	(166,097)
9325	APS Reimbursement	0	0	(2,180)	0	0	0	2,180
Total Special Items		**0**	**0**	**163,917**	**0**	**0**	**0**	**(163,917)**
Other Financing Uses								
9108	Interfund ExpenditureCost Plan	0	0	0	1,136	1,136	1,136	1,136
Total Other Financing Uses		**0**	**0**	**0**	**1,136**	**1,136**	**1,136**	**1,136**
Total 407 Childhood Lead Program		**101,685**	**120,402**	**198,204**	**124,531**	**124,531**	**124,531**	**(73,673)**

County of Humboldt
Schedule 9- Budget Unit Expenditure Detail
2019-20 Budget

Object	2017-18 Actual	2018-19 Adopted	2018-19 Actual	2019-20 Request	2019-20 Recommended	2019-20 Proposed	Increase (Decrease)
408 Alternate Response Team							
Salaries & Employee Benefits							
Total Salaries & Employee Benefits	0	0	0	0	0	0	0
Services and Supplies							
Total Services and Supplies	0	0	0	0	0	0	0
Other Charges							
Total Other Charges	0	0	0	0	0	0	0
Fixed Assets							
Total Fixed Assets	0	0	0	0	0	0	0
Special Items							
Total Special Items	0	0	0	0	0	0	0
Total 408 Alternate Response Team	0	0	0	0	0	0	0
409 HIV/AIDS Programs-PHN							
Salaries & Employee Benefits							
Total Salaries & Employee Benefits	0	0	0	0	0	0	0
Services and Supplies							
Total Services and Supplies	0	0	0	0	0	0	0
Other Charges							
Total Other Charges	0	0	0	0	0	0	0
Fixed Assets							
Total Fixed Assets	0	0	0	0	0	0	0
Total 409 HIV/AIDS Programs-PHN	0	0	0	0	0	0	0
410 Emergency Medical Services							

County of Humboldt
Schedule 9- Budget Unit Expenditure Detail
2019-20 Budget

Object		2017-18 Actual	2018-19 Adopted	2018-19 Actual	2019-20 Request	2019-20 Recommended	2019-20 Proposed	Increase (Decrease)
Salaries & Employee Benefits								
Total Salaries & Employee Benefits		**0**	**0**	**0**	**0**	**0**	**0**	**0**
Services and Supplies								
2600	Hospital Services	0	135,532	0	135,532	135,532	135,532	135,532
2602	Physician Services	170,209	314,435	0	314,435	314,435	314,435	314,435
2604	Emergency Medical Services	140,137	112,995	110,910	112,995	112,995	112,995	2,085
Total Services and Supplies		**310,346**	**562,962**	**110,910**	**562,962**	**562,962**	**562,962**	**452,052**
Other Charges								
3928	Expenditure Reimbursement	32,457	56,297	24,907	56,297	56,297	56,297	31,390
Total Other Charges		**32,457**	**56,297**	**24,907**	**56,297**	**56,297**	**56,297**	**31,390**
Other Financing Uses								
9102	Transfer Out	0	0	274,282	0	0	0	(274,282)
Total Other Financing Uses		**0**	**0**	**274,282**	**0**	**0**	**0**	**(274,282)**
Total 410 Emergency Medical Services		**342,803**	**619,259**	**410,099**	**619,259**	**619,259**	**619,259**	**209,160**
411 Hazardous Materials Program								
Salaries & Employee Benefits								
1475	Salaries/Benefits Cost Share	0	0	220,213	1,086,050	998,789	998,789	778,576
Total Salaries & Employee Benefits		**0**	**0**	**220,213**	**1,086,050**	**998,789**	**998,789**	**778,576**
Services and Supplies								
2103	Clothing / Employee	0	100	0	100	100	100	100
2106	Communications	6,496	6,035	5,219	4,205	4,205	4,205	(1,014)
2107	Duplicating	1,798	2,414	0	0	0	0	0
2109	Household Expense	16	58	165	270	270	270	105
2110	Insurance	7,696	8,805	9,449	11,009	11,009	11,009	1,560
2112	Maintenance-Equipment	358	450	0	450	450	450	450
2113	Maintenance-Structures	0	45	20	45	45	45	25
2115	Memberships	463	1,244	486	816	816	816	330
2116	Postage	1,914	1,134	2,956	0	0	0	(2,956)
2117	Office Expense	2,593	3,763	945	10,201	5,201	5,201	4,256

County of Humboldt
Schedule 9- Budget Unit Expenditure Detail
2019-20 Budget

Object		2017-18 Actual	2018-19 Adopted	2018-19 Actual	2019-20 Request	2019-20 Recommended	2019-20 Proposed	Increase (Decrease)
2118	Professional & Special Service	578	650	471	1,024	1,024	1,024	553
2120	Rents & Leases - Equipment	127	244	352	463	463	463	111
2121	Rents & Leases - Structures	35,166	39,122	18,583	37,166	37,166	37,166	18,583
2122	Minor Equipment	635	500	7,172	8,965	8,965	8,965	1,793
2125	Transportation & Travel	15,538	13,000	8,778	13,000	13,000	13,000	4,222
2126	Utilities	2,512	2,911	1,457	2,042	2,042	2,042	585
2148	Computer Software	20,619	20,750	4,127	15,012	15,012	15,012	10,885
2194	Recruiting and Employment Cost	153	374	165	0	0	0	(165)
2217	Books & Periodicals	411	498	118	0	0	0	(118)
2225	Transportation-Out of County	2,407	12,500	6,887	9,807	9,807	9,807	2,920
2317	Office Expense - Equipment	22,092	4,270	2,638	0	0	0	(2,638)
2319	Hazardous Materials Response	9,550	9,110	7,488	9,110	9,110	9,110	1,622
2323	Special Dept Expense	443	0	0	0	0	0	0
2447	State Surcharge CUPA	39,287	35,085	40,060	53,462	53,462	53,462	13,402
2555	Rural Underground Storage Tank	155	0	0	0	0	0	0
2614	Staff Development & Training	2,384	3,926	2,003	2,455	2,455	2,455	452
2631	Compliance Assist Proj-UST	70,994	74,954	78,673	11,140	11,140	11,140	(67,533)
2632	St-Surcharge CAL/ARP	3,545	3,500	3,240	3,500	3,500	3,500	260
Total Services and Supplies		**247,930**	**245,442**	**201,452**	**194,242**	**189,242**	**189,242**	**(12,210)**
Other Charges								
3025	St Surcharge Above Ground Tank	3,312	3,200	2,704	3,200	3,200	3,200	496
3124	Disaster Response Contingency	0	0	634	0	0	0	(634)
3125	Information Services Charges	10,091	9,246	9,213	10,165	10,165	10,165	952
3137	Central Services Charges	9,586	9,587	0	0	0	0	0
3281	ADA Projects	0	5,343	0	0	0	0	0
3517	ADA ISF Charges	0	0	5,803	6,671	6,671	6,671	868
3928	Expenditure Reimbursement	815,015	887,494	0	0	0	0	0
3940	Purchasing & Disposition Chg	641	1,181	1,181	1,176	1,176	1,176	(5)
Total Other Charges		**838,645**	**916,051**	**19,535**	**21,212**	**21,212**	**21,212**	**1,677**
Fixed Assets								
8777	Vehicle-Auto	0	0	0	35,000	0	0	0
8814	Truck Canopy and Equipment	9,803	0	0	0	0	0	0
Total Fixed Assets		**9,803**	**0**	**0**	**35,000**	**0**	**0**	**0**

Object		2017-18 Actual	2018-19 Adopted	2018-19 Actual	2019-20 Request	2019-20 Recommended	2019-20 Proposed	Increase (Decrease)
Special Items								
9235	Intrafund Expenditure	0	0	452,742	0	0	0	(452,742)
9363	Lab Fees	0	(180)	0	0	0	0	0
Total Special Items		**0**	**(180)**	**452,742**	**0**	**0**	**0**	**(452,742)**
Other Financing Uses								
9108	Interfund ExpenditureCost Plan	0	0	0	1,184	1,184	1,184	1,184
9275	IE - PH Laboratory Fee	0	0	0	180	180	180	180
Total Other Financing Uses		**0**	**0**	**0**	**1,364**	**1,364**	**1,364**	**1,364**
Total 411 Hazardous Materials Program		**1,096,378**	**1,161,313**	**893,942**	**1,337,868**	**1,210,607**	**1,210,607**	**316,665**
412 Tobacco Education-Health								
Salaries & Employee Benefits								
1475	Salaries/Benefits Cost Share	0	0	57,538	262,117	262,117	262,117	204,579
Total Salaries & Employee Benefits		**0**	**0**	**57,538**	**262,117**	**262,117**	**262,117**	**204,579**
Services and Supplies								
2103	Clothing / Employee	0	0	47	0	0	0	(47)
2106	Communications	1,459	2,631	507	1,770	1,770	1,770	1,263
2107	Duplicating	2,224	3,949	24	0	0	0	(24)
2108	Food	248	150	59	150	150	150	91
2109	Household Expense	27	9	46	61	61	61	15
2110	Insurance	1,245	2,460	2,860	3,058	3,058	3,058	198
2112	Maintenance-Equipment	0	18	222	32	32	32	(190)
2113	Maintenance-Structures	46	53	0	43	43	43	43
2115	Memberships	500	500	605	605	605	605	0
2116	Postage	0	75	0	0	0	0	0
2117	Office Expense	213	275	1,415	3,440	3,440	3,440	2,025
2118	Professional & Special Service	5,514	51,440	51,820	106,399	106,399	106,399	54,579
2120	Rents & Leases - Equipment	120	44	122	205	205	205	83
2121	Rents & Leases - Structures	13,560	14,393	12,292	15,845	15,845	15,845	3,553
2125	Transportation & Travel	409	1,419	286	1,725	1,725	1,725	1,439
2126	Utilities	998	1,057	755	1,090	1,090	1,090	335
2147	Media	13,284	28,589	1,000	0	0	0	(1,000)

Object		2017-18 Actual	2018-19 Adopted	2018-19 Actual	2019-20 Request	2019-20 Recommended	2019-20 Proposed	Increase (Decrease)
2148	Computer Software	1,505	440	782	440	440	440	(342)
2194	Recruiting and Employment Cost	16	400	0	0	0	0	0
2217	Books & Periodicals	15	800	544	0	0	0	(544)
2225	Transportation-Out of County	10,592	15,056	12,156	17,437	17,437	17,437	5,281
2317	Office Expense - Equipment	0	3,000	1,095	0	0	0	(1,095)
2554	Client Incentives	0	4,000	2,625	5,000	5,000	5,000	2,375
2614	Staff Development & Training	1,102	500	800	0	0	0	(800)
Total Services and Supplies		**53,077**	**131,258**	**90,062**	**157,300**	**157,300**	**157,300**	**67,238**
Other Charges								
3125	Information Services Charges	1,977	2,983	3,803	4,113	4,113	4,113	310
3137	Central Services Charges	969	1,900	0	0	0	0	0
3281	ADA Projects	0	1,723	0	0	0	0	0
3513	Communications/Utility Charges	35	55	55	56	56	56	1
3517	ADA ISF Charges	0	0	2,013	4,685	4,685	4,685	2,672
3928	Expenditure Reimbursement	163,386	222,608	0	0	0	0	0
3940	Purchasing & Disposition Chg	306	65	65	325	325	325	260
Total Other Charges		**166,673**	**229,334**	**5,936**	**9,179**	**9,179**	**9,179**	**3,243**
Fixed Assets								
Total Fixed Assets		**0**	**0**	**0**	**0**	**0**	**0**	**0**
Special Items								
9235	Intrafund Expenditure	0	0	89,821	0	0	0	(89,821)
Total Special Items		**0**	**0**	**89,821**	**0**	**0**	**0**	**(89,821)**
Other Financing Uses								
9108	Interfund ExpenditureCost Plan	0	0	0	1,404	1,404	1,404	1,404
Total Other Financing Uses		**0**	**0**	**0**	**1,404**	**1,404**	**1,404**	**1,404**
Total 412 Tobacco Education-Health		**219,750**	**360,592**	**243,357**	**430,000**	**430,000**	**430,000**	**186,643**
413 Children's Health								
Salaries & Employee Benefits								
1475	Salaries/Benefits Cost Share	0	0	128,670	681,895	681,895	681,895	553,225

County of Humboldt
Schedule 9- Budget Unit Expenditure Detail
2019-20 Budget

Object		2017-18 Actual	2018-19 Adopted	2018-19 Actual	2019-20 Request	2019-20 Recommended	2019-20 Proposed	Increase (Decrease)
Total Salaries & Employee Benefits		**0**	**0**	**128,670**	**681,895**	**681,895**	**681,895**	**553,225**
Services and Supplies								
2103	Clothing / Employee	0	0	177	0	0	0	(177)
2106	Communications	1,674	3,072	5,987	10,000	10,000	10,000	4,013
2107	Duplicating	420	4,364	108	0	0	0	(108)
2109	Household Expense	335	232	341	2,000	2,000	2,000	1,659
2110	Insurance	3,791	7,814	5,216	13,390	13,390	13,390	8,174
2112	Maintenance-Equipment	282	120	337	500	500	500	163
2113	Maintenance-Structures	632	625	426	1,425	1,425	1,425	999
2116	Postage	0	500	0	0	0	0	0
2117	Office Expense	3,486	4,062	3,978	22,794	22,794	22,794	18,816
2118	Professional & Special Service	38,687	43,200	156,616	1,146,616	1,146,616	1,146,616	990,000
2119	Publications & Legal Notices	0	0	0	500	500	500	500
2120	Rents & Leases - Equipment	177	115	612	1,000	1,000	1,000	388
2121	Rents & Leases - Structures	0	408	0	3,500	3,500	3,500	3,500
2125	Transportation & Travel	615	22,672	1,463	30,000	30,000	30,000	28,537
2126	Utilities	8,684	8,108	4,705	7,904	7,904	7,904	3,199
2148	Computer Software	6,740	11,800	16,965	50,000	50,000	50,000	33,035
2194	Recruiting and Employment Cost	243	2,500	0	0	0	0	0
2225	Transportation-Out of County	0	0	479	0	0	0	(479)
2317	Office Expense - Equipment	2,218	3,200	0	0	0	0	0
2455	Redwoods Rural Health Center	32,418	81,500	63,634	0	0	0	(63,634)
2457	HAF-Oral Health	0	9,000	2,264	9,000	9,000	9,000	6,736
2459	Open Door Clinic	13,015	95,745	101,313	0	0	0	(101,313)
2473	Oral Health Program	92,331	152,973	69,034	0	0	0	(69,034)
2554	Client Incentives	5,507	24,000	9,015	50,000	50,000	50,000	40,985
2560	Special Projects	0	58,609	37,780	0	0	0	(37,780)
2590	Local Implementation Contracts	34,869	131,189	93,055	0	0	0	(93,055)
2614	Staff Development & Training	0	0	1,250	45,070	45,070	45,070	43,820
Total Services and Supplies		**246,124**	**665,808**	**574,755**	**1,393,699**	**1,393,699**	**1,393,699**	**818,944**
Other Charges								
3125	Information Services Charges	5,406	5,433	5,506	8,292	8,292	8,292	2,786
3137	Central Services Charges	2,434	2,434	0	0	0	0	0

County of Humboldt
Schedule 9- Budget Unit Expenditure Detail
2019-20 Budget

Object		2017-18 Actual	2018-19 Adopted	2018-19 Actual	2019-20 Request	2019-20 Recommended	2019-20 Proposed	Increase (Decrease)
3216	Health Dept. Program	92,018	183,418	71,879	210,615	210,615	210,615	138,736
3281	ADA Projects	0	2,904	0	0	0	0	0
3517	ADA ISF Charges	0	0	2,996	5,502	5,502	5,502	2,506
3928	Expenditure Reimbursement	167,147	395,259	0	0	0	0	0
Total Other Charges		**267,005**	**589,448**	**80,381**	**224,409**	**224,409**	**224,409**	**144,028**
Fixed Assets								
Total Fixed Assets		**0**	**0**	**0**	**0**	**0**	**0**	**0**
Special Items								
9235	Intrafund Expenditure	0	0	148,315	0	0	0	(148,315)
Total Special Items		**0**	**0**	**148,315**	**0**	**0**	**0**	**(148,315)**
Other Financing Uses								
9108	Interfund ExpenditureCost Plan	0	0	0	5,403	5,403	5,403	5,403
Total Other Financing Uses		**0**	**0**	**0**	**5,403**	**5,403**	**5,403**	**5,403**
Total 413 Children's Health		**513,129**	**1,255,256**	**932,121**	**2,305,406**	**2,305,406**	**2,305,406**	**1,373,285**
414 Health Education								
Salaries & Employee Benefits								
1100	Salaries And Wages	1,540,360	1,879,281	1,408,880	1,957,754	1,957,754	1,957,754	548,874
1400	Extra Help	68,488	30,151	87,827	77,629	77,629	77,629	(10,198)
1450	Unemployment Insurance	3,144	3,631	2,754	5,231	5,231	5,231	2,477
1460	Overtime	2,102	0	2,450	0	0	0	(2,450)
1470	Health Insurance	239,415	354,920	196,954	275,244	275,244	275,244	78,290
1471	Life & Air Travel Insurance	1,084	1,307	995	1,272	1,272	1,272	277
1472	Dental Insurance	21,299	26,640	20,220	25,056	25,056	25,056	4,836
1475	Salaries/Benefits Cost Share	(2,264,824)	(2,721,399)	(557,332)	(2,441,793)	(2,441,793)	(2,441,793)	(1,884,461)
1500	Retirement	379,615	480,793	365,731	536,790	536,790	536,790	171,059
1510	PARS Contribution	7,747	18,961	15,004	29,992	29,992	29,992	14,988
1600	FICA	120,777	146,072	111,417	152,718	152,718	152,718	41,301
1700	Workers' Compensation	70,308	39,090	39,090	43,139	43,139	43,139	4,049
Total Salaries & Employee Benefits		**189,515**	**259,447**	**1,693,990**	**663,032**	**663,032**	**663,032**	**(1,030,958)**

County of Humboldt
Schedule 9- Budget Unit Expenditure Detail
2019-20 Budget

Object		2017-18 Actual	2018-19 Adopted	2018-19 Actual	2019-20 Request	2019-20 Recommended	2019-20 Proposed	Increase (Decrease)
Services and Supplies								
2103	Clothing / Employee	0	0	0	35	35	35	35
2106	Communications	4,380	10,950	5,400	10,900	10,900	10,900	5,500
2107	Duplicating	2,454	3,800	277	0	0	0	(277)
2109	Household Expense	52	420	255	1,350	1,350	1,350	1,095
2110	Insurance	3,831	6,782	2,732	8,549	8,549	8,549	5,817
2112	Maintenance-Equipment	0	34	2,699	350	350	350	(2,349)
2113	Maintenance-Structures	92	6,390	110	5,490	5,490	5,490	5,380
2116	Postage	32	550	15	0	0	0	(15)
2117	Office Expense	1,125	1,400	2,909	8,100	8,100	8,100	5,191
2118	Professional & Special Service	0	40	377	840	840	840	463
2119	Publications & Legal Notices	0	0	0	1,180	1,180	1,180	1,180
2120	Rents & Leases - Equipment	7,492	231	329	3,800	3,800	3,800	3,471
2121	Rents & Leases - Structures	23,455	81,614	96,640	87,634	87,634	87,634	(9,006)
2125	Transportation & Travel	211	2,453	406	2,436	2,436	2,436	2,030
2126	Utilities	1,854	5,590	5,648	5,750	5,750	5,750	102
2140	Late Fees & Penalties	0	15	0	20	20	20	20
2148	Computer Software	255	800	710	800	800	800	90
2194	Recruiting and Employment Cost	103	1,075	15	0	0	0	(15)
2217	Books & Periodicals	72	900	0	0	0	0	0
2225	Transportation-Out of County	1,951	4,500	6,084	6,900	6,900	6,900	816
2317	Office Expense - Equipment	4,174	3,720	6,425	0	0	0	(6,425)
2324	Special Dept Exp-Donations	0	200	0	200	200	200	200
2449	Health Ed	0	0	15,144	6,000	6,000	6,000	(9,144)
2456	OTS Safe Communities Program	72,667	30,000	30,852	31,500	31,500	31,500	648
2614	Staff Development & Training	325	2,450	110	2,350	2,350	2,350	2,240
2639	Fall Prevention Grant	3,349	8,500	802	10,000	10,000	10,000	9,198
Total Services and Supplies		**127,874**	**172,414**	**177,939**	**194,184**	**194,184**	**194,184**	**16,245**
Other Charges								
3017	Small Grants Program	5	0	0	0	0	0	0
3109	Grant Fund Disbursements	179,385	267,750	97,158	56,778	56,778	56,778	(40,380)
3125	Information Services Charges	5,821	6,891	3,399	8,955	8,955	8,955	5,556
3137	Central Services Charges	9,282	13,226	0	0	0	0	0
3206	Mental Health Services	734	3,500	0	1,750	1,750	1,750	1,750

County of Humboldt
Schedule 9- Budget Unit Expenditure Detail
2019-20 Budget

Object		2017-18 Actual	2018-19 Adopted	2018-19 Actual	2019-20 Request	2019-20 Recommended	2019-20 Proposed	Increase (Decrease)
3281	ADA Projects	0	3,905	0	0	0	0	0
3441	Nutrition Education	1,704	4,250	184	2,125	2,125	2,125	1,941
3513	Communications/Utility Charges	174	273	273	279	279	279	6
3517	ADA ISF Charges	0	0	1,809	9,157	9,157	9,157	7,348
3928	Expenditure Reimbursement	163,395	183,426	0	0	0	0	0
3940	Purchasing & Disposition Chg	2,127	1,804	1,804	1,965	1,965	1,965	161
Total Other Charges		**362,627**	**485,025**	**104,627**	**81,009**	**81,009**	**81,009**	**(23,618)**
Fixed Assets								
8928	Trailer	7,153	0	0	0	0	0	0
Total Fixed Assets		**7,153**	**0**	**0**	**0**	**0**	**0**	**0**
Special Items								
9138	Intrafund Transfer	0	0	(1,147,943)	0	0	0	1,147,943
9235	Intrafund Expenditure	0	0	93,611	0	0	0	(93,611)
9367	CalFresh (SSB)	(843)	(4,250)	(59)	0	0	0	59
9381	Cost Applied Other Dept	0	(3,500)	0	0	0	0	0
Total Special Items		**(843)**	**(7,750)**	**(1,054,391)**	**0**	**0**	**0**	**1,054,391**
Other Financing Uses								
9108	Interfund ExpenditureCost Plan	0	0	0	2,732	2,732	2,732	2,732
Total Other Financing Uses		**0**	**0**	**0**	**2,732**	**2,732**	**2,732**	**2,732**
Not Applicable								
Total Not Applicable		**0**	**0**	**0**	**0**	**0**	**0**	**0**
Total 414 Health Education		**686,326**	**909,136**	**922,165**	**940,957**	**940,957**	**940,957**	**18,792**
415 WIC Nutrition								
Salaries & Employee Benefits								
1100	Salaries And Wages	445,035	607,116	428,956	565,821	565,821	565,821	136,865
1400	Extra Help	47,698	48,864	49,114	40,892	40,892	40,892	(8,222)
1450	Unemployment Insurance	993	1,251	910	1,549	1,549	1,549	639
1460	Overtime	223	0	80	0	0	0	(80)
1470	Health Insurance	85,304	153,387	69,216	106,961	106,961	106,961	37,745

County of Humboldt
Schedule 9- Budget Unit Expenditure Detail
2019-20 Budget

Object		2017-18 Actual	2018-19 Adopted	2018-19 Actual	2019-20 Request	2019-20 Recommended	2019-20 Proposed	Increase (Decrease)
1471	Life & Air Travel Insurance	379	521	344	451	451	451	107
1472	Dental Insurance	7,611	10,800	7,140	9,048	9,048	9,048	1,908
1475	Salaries/Benefits Cost Share	(162,130)	(243,152)	44,878	174,313	174,313	174,313	129,435
1500	Retirement	109,727	157,260	114,084	158,138	158,138	158,138	44,054
1510	PARS Contribution	2,273	6,207	4,792	8,551	8,551	8,551	3,759
1600	FICA	37,995	50,043	37,179	46,414	46,414	46,414	9,235
1700	Workers' Compensation	12,312	11,676	11,676	13,134	13,134	13,134	1,458
Total Salaries & Employee Benefits		**587,420**	**803,973**	**768,369**	**1,125,272**	**1,125,272**	**1,125,272**	**356,903**
Services and Supplies								
2103	Clothing / Employee	0	0	0	40	40	40	40
2104	Agricultural	200	0	0	0	0	0	0
2106	Communications	20,877	24,043	18,915	24,424	24,424	24,424	5,509
2107	Duplicating	8,481	7,600	316	0	0	0	(316)
2109	Household Expense	1,924	1,700	1,072	1,875	1,875	1,875	803
2110	Insurance	8,029	12,088	9,115	14,289	14,289	14,289	5,174
2112	Maintenance-Equipment	6	425	5,363	440	440	440	(4,923)
2113	Maintenance-Structures	888	2,670	774	2,750	2,750	2,750	1,976
2114	Medical Dental & Lab Supplies	0	0	3,818	2,500	2,500	2,500	(1,318)
2115	Memberships	400	400	0	400	400	400	400
2116	Postage	2,986	2,850	2,384	0	0	0	(2,384)
2117	Office Expense	3,990	5,000	7,624	28,800	28,800	28,800	21,176
2118	Professional & Special Service	934	2,000	975	2,900	2,900	2,900	1,925
2119	Publications & Legal Notices	94	0	0	800	800	800	800
2120	Rents & Leases - Equipment	5,317	1,292	3,465	6,359	6,359	6,359	2,894
2121	Rents & Leases - Structures	54,961	79,306	66,705	141,882	141,882	141,882	75,177
2122	Minor Equipment	0	0	9,475	0	0	0	(9,475)
2125	Transportation & Travel	13,440	15,250	8,607	15,750	15,750	15,750	7,143
2126	Utilities	6,459	9,196	4,660	17,656	17,656	17,656	12,996
2129	Drinking Water	0	0	653	0	0	0	(653)
2140	Late Fees & Penalties	3	10	6	15	15	15	9
2147	Media	0	800	0	0	0	0	0
2148	Computer Software	1,476	2,030	985	3,256	3,256	3,256	2,271
2194	Recruiting and Employment Cost	290	700	0	0	0	0	0
2217	Books & Periodicals	1,888	750	787	0	0	0	(787)

Object		2017-18 Actual	2018-19 Adopted	2018-19 Actual	2019-20 Request	2019-20 Recommended	2019-20 Proposed	Increase (Decrease)
2225	Transportation-Out of County	13,122	14,300	4,317	14,500	14,500	14,500	10,183
2317	Office Expense - Equipment	2,218	4,630	1,095	0	0	0	(1,095)
2411	Breast Feeding	967	1,550	65	0	0	0	(65)
2464	Farmers Market Nutrition Prog	2,465	525	0	0	0	0	0
2554	Client Incentives	80	0	0	750	750	750	750
2560	Special Projects	85,938	80,000	45,741	15,611	15,611	15,611	(30,130)
2614	Staff Development & Training	3,864	2,500	1,273	2,600	2,600	2,600	1,327
Total Services and Supplies		**241,297**	**271,615**	**198,190**	**297,597**	**297,597**	**297,597**	**99,407**
Other Charges								
3125	Information Services Charges	13,795	15,372	15,495	17,180	17,180	17,180	1,685
3137	Central Services Charges	15,621	16,643	0	0	0	0	0
3281	ADA Projects	3,589	8,638	0	0	0	0	0
3441	Nutrition Education	7,337	8,900	3,399	9,100	9,100	9,100	5,701
3513	Communications/Utility Charges	313	491	491	503	503	503	12
3517	ADA ISF Charges	0	0	7,471	13,826	13,826	13,826	6,355
3928	Expenditure Reimbursement	231,147	312,549	0	0	0	0	0
3940	Purchasing & Disposition Chg	2,098	2,349	2,349	2,600	2,600	2,600	251
Total Other Charges		**273,900**	**364,942**	**29,205**	**43,209**	**43,209**	**43,209**	**14,004**
Fixed Assets								
Total Fixed Assets		**0**	**0**	**0**	**0**	**0**	**0**	**0**
Special Items								
9138	Intrafund Transfer	0	0	(91,672)	0	0	0	91,672
9235	Intrafund Expenditure	0	0	147,569	0	0	0	(147,569)
9367	CalFresh (SSB)	(7,703)	(8,900)	(1,150)	0	0	0	1,150
Total Special Items		**(7,703)**	**(8,900)**	**54,747**	**0**	**0**	**0**	**(54,747)**
Other Financing Uses								
9108	Interfund ExpenditureCost Plan	0	0	0	10,071	10,071	10,071	10,071
Total Other Financing Uses		**0**	**0**	**0**	**10,071**	**10,071**	**10,071**	**10,071**
Total 415 WIC Nutrition		**1,094,914**	**1,431,630**	**1,050,511**	**1,476,149**	**1,476,149**	**1,476,149**	**425,638**

416 Public Health Field Nursing

County of Humboldt
Schedule 9- Budget Unit Expenditure Detail
2019-20 Budget

Object		2017-18 Actual	2018-19 Adopted	2018-19 Actual	2019-20 Request	2019-20 Recommended	2019-20 Proposed	Increase (Decrease)
Salaries & Employee Benefits								
1100	Salaries And Wages	2,828,708	4,563,501	2,944,337	4,829,396	4,829,396	4,829,396	1,885,059
1400	Extra Help	78,397	124,424	92,979	137,437	137,437	137,437	44,458
1450	Unemployment Insurance	5,539	8,671	5,618	13,038	13,038	13,038	7,420
1460	Overtime	23,655	16,000	31,945	16,000	16,000	16,000	(15,945)
1470	Health Insurance	412,130	908,083	350,765	670,308	670,308	670,308	319,543
1471	Life & Air Travel Insurance	1,611	2,590	1,599	2,313	2,313	2,313	714
1472	Dental Insurance	31,565	53,280	32,460	45,936	45,936	45,936	13,476
1475	Salaries/Benefits Cost Share	(3,146,137)	(5,517,332)	(554,035)	(3,214,108)	(3,214,108)	(3,214,108)	(2,660,073)
1500	Retirement	663,537	1,124,550	754,063	1,310,650	1,310,650	1,310,650	556,587
1510	PARS Contribution	13,832	44,326	31,524	72,441	72,441	72,441	40,917
1600	FICA	213,544	347,689	224,038	379,963	379,963	379,963	155,925
1700	Workers' Compensation	119,109	122,751	122,751	166,940	166,940	166,940	44,189
Total Salaries & Employee Benefits		**1,245,490**	**1,798,533**	**4,038,044**	**4,430,314**	**4,430,314**	**4,430,314**	**392,270**
Services and Supplies								
2103	Clothing / Employee	0	0	11	0	0	0	(11)
2106	Communications	12,758	27,386	9,495	25,287	25,287	25,287	15,792
2107	Duplicating	8,127	8,400	323	0	0	0	(323)
2109	Household Expense	156	54	1,848	1,555	1,555	1,555	(293)
2110	Insurance	35,457	27,183	27,492	53,569	53,569	53,569	26,077
2112	Maintenance-Equipment	0	540	3,371	550	550	550	(2,821)
2113	Maintenance-Structures	1,646	1,135	400	821	821	821	421
2114	Medical Dental & Lab Supplies	3,381	1,500	251	1,500	1,500	1,500	1,249
2115	Memberships	450	450	0	450	450	450	450
2116	Postage	1,342	1,912	96	0	0	0	(96)
2117	Office Expense	10,122	10,883	5,415	26,117	26,117	26,117	20,702
2118	Professional & Special Service	0	0	1,558	4,066	4,066	4,066	2,508
2119	Publications & Legal Notices	0	0	0	2,500	2,500	2,500	2,500
2120	Rents & Leases - Equipment	4,633	820	1,619	1,880	1,880	1,880	261
2121	Rents & Leases - Structures	71,166	86,673	65,949	62,810	62,810	62,810	(3,139)
2125	Transportation & Travel	22,139	47,990	17,999	60,750	60,750	60,750	42,751
2126	Utilities	8,588	9,276	8,910	6,765	6,765	6,765	(2,145)
2140	Late Fees & Penalties	78	100	3	100	100	100	97
2148	Computer Software	123,317	152,975	77,077	217,025	217,025	217,025	139,948

County of Humboldt
Schedule 9- Budget Unit Expenditure Detail
2019-20 Budget

Object		2017-18 Actual	2018-19 Adopted	2018-19 Actual	2019-20 Request	2019-20 Recommended	2019-20 Proposed	Increase (Decrease)
2194	Recruiting and Employment Cost	1,802	3,500	0	0	0	0	0
2214	Pharmacy	0	100	0	0	0	0	0
2217	Books & Periodicals	20	325	433	0	0	0	(433)
2225	Transportation-Out of County	3,239	16,900	3,968	16,900	16,900	16,900	12,932
2260	MAA/TCM Takeback	455,551	411,150	145,486	411,150	411,150	411,150	265,664
2261	Client Related Transportation	1,000	500	500	500	500	500	0
2317	Office Expense - Equipment	12,286	12,500	13,968	0	0	0	(13,968)
2414	CWS	5	0	0	0	0	0	0
2467	Willow Creek Clinic	340,198	438,184	185,662	59,954	59,954	59,954	(125,708)
2477	Garberville Clinic	202,376	400,795	100,194	39,985	39,985	39,985	(60,209)
2504	Interpreters	80	1,000	0	0	0	0	0
2535	ST-OCAP Grant-ART	12,765	13,105	5,167	13,105	13,105	13,105	7,938
2554	Client Incentives	8,431	11,000	460	11,000	11,000	11,000	10,540
2614	Staff Development & Training	4,031	21,165	3,189	21,165	21,165	21,165	17,976
Total Services and Supplies		**1,345,144**	**1,707,501**	**680,844**	**1,039,504**	**1,039,504**	**1,039,504**	**358,660**
Other Charges								
3125	Information Services Charges	31,752	19,180	20,674	23,847	23,847	23,847	3,173
3137	Central Services Charges	32,013	32,013	0	0	0	0	0
3206	Mental Health Services	35,749	45,682	22,296	11,900	11,900	11,900	(10,396)
3216	Health Dept. Program	231	0	0	0	0	0	0
3281	ADA Projects	3,215	11,911	0	0	0	0	0
3308	IHSS	163,973	0	1,007	0	0	0	(1,007)
3353	CalWORKS PH Nursing	7,614	131,259	3,614	22,960	22,960	22,960	19,346
3354	DHHS Adult Protective Services	43,037	636,807	290,240	54,522	54,522	54,522	(235,718)
3441	Nutrition Education	283,348	436,499	153,139	0	0	0	(153,139)
3451	'MAA/TCM' Admin Costs/Health	39,823	58,500	8,277	21,000	21,000	21,000	12,723
3512	Social Services	34,910	46,132	22,296	6,617	6,617	6,617	(15,679)
3513	Communications/Utility Charges	592	928	928	950	950	950	22
3517	ADA ISF Charges	0	0	13,220	17,381	17,381	17,381	4,161
3642	Education Services-EAS	284,718	561,435	239,367	90,784	90,784	90,784	(148,583)
3928	Expenditure Reimbursement	162,190	226,534	0	0	0	0	0
3940	Purchasing & Disposition Chg	2,622	4,554	4,554	5,787	5,787	5,787	1,233
Total Other Charges		**1,125,787**	**2,211,434**	**779,612**	**255,748**	**255,748**	**255,748**	**(523,864)**

County of Humboldt
Schedule 9- Budget Unit Expenditure Detail
2019-20 Budget

Object		2017-18 Actual	2018-19 Adopted	2018-19 Actual	2019-20 Request	2019-20 Recommended	2019-20 Proposed	Increase (Decrease)
Fixed Assets								
8184	Building	0	0	0	10,000	10,000	10,000	10,000
8186	Improvements	0	0	0	20,835	20,835	20,835	20,835
8998	Building Modification	89	0	6,427	3,335	3,335	3,335	(3,092)
Total Fixed Assets		**89**	**0**	**6,427**	**34,170**	**34,170**	**34,170**	**27,743**
Special Items								
9138	Intrafund Transfer	0	0	(1,969,118)	0	0	0	1,969,118
9235	Intrafund Expenditure	0	0	79,147	0	0	0	(79,147)
9324	IHSS	(200,260)	0	0	0	0	0	0
9325	APS Reimbursement	(18,561)	(434,202)	(690)	0	0	0	690
9334	CalWORKs Reimbursement frm SSB	(106,932)	(268,618)	(64,034)	0	0	0	64,034
9336	SSB Charges to Other Co Dept	(846,496)	(1,149,729)	(379,755)	0	0	0	379,755
9356	RX Personnel	(81,534)	(133,465)	(19,751)	0	0	0	19,751
9367	CalFresh (SSB)	(330,819)	(576,858)	(200,090)	0	0	0	200,090
Total Special Items		**(1,584,602)**	**(2,562,872)**	**(2,554,291)**	**0**	**0**	**0**	**2,554,291**
Other Financing Uses								
9108	Interfund ExpenditureCost Plan	0	0	0	7,962	7,962	7,962	7,962
9277	IE - Vital Stats	0	0	0	1,200	1,200	1,200	1,200
Total Other Financing Uses		**0**	**0**	**0**	**9,162**	**9,162**	**9,162**	**9,162**
Total 416 Public Health Field Nursing		**2,131,908**	**3,154,596**	**2,950,636**	**5,768,898**	**5,768,898**	**5,768,898**	**2,818,262**
417 Preventative Health Care Aging								
Salaries & Employee Benefits								
Total Salaries & Employee Benefits		**0**	**0**	**0**	**0**	**0**	**0**	**0**
Services and Supplies								
Total Services and Supplies		**0**	**0**	**0**	**0**	**0**	**0**	**0**
Other Charges								
Total Other Charges		**0**	**0**	**0**	**0**	**0**	**0**	**0**
Fixed Assets								

County of Humboldt
Schedule 9- Budget Unit Expenditure Detail
2019-20 Budget

Object		2017-18 Actual	2018-19 Adopted	2018-19 Actual	2019-20 Request	2019-20 Recommended	2019-20 Proposed	Increase (Decrease)
Total Fixed Assets		**0**	**0**	**0**	**0**	**0**	**0**	**0**
Total 417 Preventative Health Care Aging		**0**	**0**	**0**	**0**	**0**	**0**	**0**
418 CHDP Administrtion								
Salaries & Employee Benefits								
1475	Salaries/Benefits Cost Share	0	0	240,931	1,213,601	1,213,601	1,213,601	972,670
Total Salaries & Employee Benefits		**0**	**0**	**240,931**	**1,213,601**	**1,213,601**	**1,213,601**	**972,670**
Services and Supplies								
2106	Communications	2,335	2,679	1,324	2,217	2,217	2,217	893
2107	Duplicating	1,054	5,360	79	0	0	0	(79)
2109	Household Expense	83	150	55	150	150	150	95
2110	Insurance	3,211	4,216	4,091	7,183	7,183	7,183	3,092
2112	Maintenance-Equipment	0	112	258	100	100	100	(158)
2113	Maintenance-Structures	57	57	0	57	57	57	57
2114	Medical Dental & Lab Supplies	290	21	0	0	0	0	0
2115	Memberships	0	100	0	0	0	0	0
2116	Postage	473	750	250	0	0	0	(250)
2117	Office Expense	3,033	2,500	3,166	5,200	5,200	5,200	2,034
2118	Professional & Special Service	1,250	1,800	46	2,995	2,995	2,995	2,949
2120	Rents & Leases - Equipment	135	48	162	2,257	2,257	2,257	2,095
2121	Rents & Leases - Structures	15,328	17,078	13,231	20,285	20,285	20,285	7,054
2125	Transportation & Travel	873	1,600	568	1,600	1,600	1,600	1,032
2126	Utilities	1,203	1,148	894	1,437	1,437	1,437	543
2147	Media	0	271	0	0	0	0	0
2148	Computer Software	736	736	0	736	736	736	736
2194	Recruiting and Employment Cost	29	100	0	0	0	0	0
2217	Books & Periodicals	225	500	269	0	0	0	(269)
2225	Transportation-Out of County	0	4,800	0	4,800	4,800	4,800	4,800
2317	Office Expense - Equipment	3,328	2,219	2,110	0	0	0	(2,110)
2504	Interpreters	0	50	0	0	0	0	0
2560	Special Projects	1,352	0	0	0	0	0	0
2614	Staff Development & Training	1,551	3,225	752	3,225	3,225	3,225	2,473
Total Services and Supplies		**36,546**	**49,520**	**27,255**	**52,242**	**52,242**	**52,242**	**24,987**

County of Humboldt
Schedule 9- Budget Unit Expenditure Detail
2019-20 Budget

Object		2017-18 Actual	2018-19 Adopted	2018-19 Actual	2019-20 Request	2019-20 Recommended	2019-20 Proposed	Increase (Decrease)
Other Charges								
3125	Information Services Charges	3,348	3,265	3,585	5,080	5,080	5,080	1,495
3137	Central Services Charges	2,038	2,039	0	0	0	0	0
3218	Foster Care Program	319,658	469,403	172,395	24,276	24,276	24,276	(148,119)
3281	ADA Projects	0	2,053	0	0	0	0	0
3512	Social Services	250,681	310,104	163,523	23,691	23,691	23,691	(139,832)
3517	ADA ISF Charges	0	0	2,354	3,824	3,824	3,824	1,470
3928	Expenditure Reimbursement	272,989	315,914	0	0	0	0	0
3940	Purchasing & Disposition Chg	801	801	727	1,222	1,222	1,222	495
Total Other Charges		**849,515**	**1,103,579**	**342,584**	**58,093**	**58,093**	**58,093**	**(284,491)**
Fixed Assets								
Total Fixed Assets		**0**	**0**	**0**	**0**	**0**	**0**	**0**
Special Items								
9235	Intrafund Expenditure	0	0	136,748	0	0	0	(136,748)
9314	CWS	(241,661)	(310,104)	(156,014)	0	0	0	156,014
9326	Foster Care	(70,212)	(200,190)	(14,562)	0	0	0	14,562
Total Special Items		**(311,873)**	**(510,294)**	**(33,828)**	**0**	**0**	**0**	**33,828**
Other Financing Uses								
9108	Interfund ExpenditureCost Plan	0	0	0	2,042	2,042	2,042	2,042
Total Other Financing Uses		**0**	**0**	**0**	**2,042**	**2,042**	**2,042**	**2,042**
Total 418 CHDP Administrtion		**574,188**	**642,805**	**576,942**	**1,325,978**	**1,325,978**	**1,325,978**	**749,036**
419 TB Control								
Salaries & Employee Benefits								
1475	Salaries/Benefits Cost Share	0	0	100,523	665,846	665,846	665,846	565,323
Total Salaries & Employee Benefits		**0**	**0**	**100,523**	**665,846**	**665,846**	**665,846**	**565,323**
Services and Supplies								
2106	Communications	2,563	3,250	1,693	3,102	3,102	3,102	1,409
2107	Duplicating	559	696	0	0	0	0	0
2109	Household Expense	126	140	111	713	713	713	602

County of Humboldt
Schedule 9- Budget Unit Expenditure Detail
2019-20 Budget

Object		2017-18 Actual	2018-19 Adopted	2018-19 Actual	2019-20 Request	2019-20 Recommended	2019-20 Proposed	Increase (Decrease)
2110	Insurance	1,621	4,370	3,825	10,017	10,017	10,017	6,192
2112	Maintenance-Equipment	45	73	486	52	52	52	(434)
2113	Maintenance-Structures	258	375	139	613	613	613	474
2114	Medical Dental & Lab Supplies	0	1,580	20	1,880	1,880	1,880	1,860
2115	Memberships	75	75	75	75	75	75	0
2116	Postage	71	560	161	0	0	0	(161)
2117	Office Expense	537	2,000	549	5,112	5,112	5,112	4,563
2118	Professional & Special Service	675	2,600	40	2,600	2,600	2,600	2,560
2120	Rents & Leases - Equipment	466	67	350	1,195	1,195	1,195	845
2125	Transportation & Travel	0	845	0	899	899	899	899
2126	Utilities	3,300	4,875	1,535	5,473	5,473	5,473	3,938
2148	Computer Software	662	1,235	1,001	1,390	1,390	1,390	389
2194	Recruiting and Employment Cost	25	0	0	0	0	0	0
2214	Pharmacy	75	300	0	0	0	0	0
2217	Books & Periodicals	0	40	1,086	0	0	0	(1,086)
2225	Transportation-Out of County	6,008	6,897	617	8,950	8,950	8,950	8,333
2317	Office Expense - Equipment	0	1,805	0	0	0	0	0
2504	Interpreters	0	400	0	0	0	0	0
2509	CA END.STD	5,029	13,428	9,650	0	0	0	(9,650)
2515	St TB-Housing	98,877	99,297	36,060	22,555	22,555	22,555	(13,505)
2539	STD Comm Interventions Prgm	0	0	1,100	2,500	2,500	2,500	1,400
2544	CLaSP	30,284	20,240	6,678	707	707	707	(5,971)
2614	Staff Development & Training	0	400	0	865	865	865	865
Total Services and Supplies		**151,256**	**165,548**	**65,176**	**68,698**	**68,698**	**68,698**	**3,522**
Other Charges								
3109	Grant Fund Disbursements	0	0	350	0	0	0	(350)
3125	Information Services Charges	1,580	3,043	3,067	6,512	6,512	6,512	3,445
3137	Central Services Charges	991	991	0	0	0	0	0
3281	ADA Projects	0	1,835	0	3,369	3,369	3,369	3,369
3503	State-Aid AIDS/LPHA	23,939	23,467	7,195	1,825	1,825	1,825	(5,370)
3517	ADA ISF Charges	0	0	1,852	0	0	0	(1,852)
3928	Expenditure Reimbursement	203,729	283,091	0	0	0	0	0
3940	Purchasing & Disposition Chg	233	545	545	279	279	279	(266)
Total Other Charges		**230,472**	**312,972**	**13,009**	**11,985**	**11,985**	**11,985**	**(1,024)**

Object		2017-18 Actual	2018-19 Adopted	2018-19 Actual	2019-20 Request	2019-20 Recommended	2019-20 Proposed	Increase (Decrease)
Special Items								
9235	Intrafund Expenditure	0	0	116,020	0	0	0	(116,020)
Total Special Items		**0**	**0**	**116,020**	**0**	**0**	**0**	**(116,020)**
Other Financing Uses								
9108	Interfund ExpenditureCost Plan	0	0	0	3,253	3,253	3,253	3,253
Total Other Financing Uses		**0**	**0**	**0**	**3,253**	**3,253**	**3,253**	**3,253**
Total 419 TB Control		**381,728**	**478,520**	**294,728**	**749,782**	**749,782**	**749,782**	**455,054**
420 MCH Coordination Project								
Salaries & Employee Benefits								
1475	Salaries/Benefits Cost Share	0	0	102,766	510,417	510,417	510,417	407,651
Total Salaries & Employee Benefits		**0**	**0**	**102,766**	**510,417**	**510,417**	**510,417**	**407,651**
Services and Supplies								
2106	Communications	2,971	4,735	1,285	2,256	2,256	2,256	971
2107	Duplicating	2,713	4,700	628	0	0	0	(628)
2109	Household Expense	35	200	51	200	200	200	149
2110	Insurance	4,529	5,164	6,134	8,553	8,553	8,553	2,419
2112	Maintenance-Equipment	0	100	280	100	100	100	(180)
2113	Maintenance-Structures	60	81	0	0	0	0	0
2115	Memberships	1,100	1,100	1,100	1,100	1,100	1,100	0
2116	Postage	174	300	77	0	0	0	(77)
2117	Office Expense	657	750	653	2,366	2,366	2,366	1,713
2118	Professional & Special Service	0	0	39	48,701	6,251	6,251	6,212
2120	Rents & Leases - Equipment	146	68	125	1,406	1,406	1,406	1,281
2121	Rents & Leases - Structures	16,410	22,765	12,320	22,723	22,723	22,723	10,403
2125	Transportation & Travel	1,146	1,800	859	1,800	1,800	1,800	941
2126	Utilities	1,313	1,636	776	1,519	1,519	1,519	743
2136	Donations (MCAH) Expense	86	500	68	0	0	0	(68)
2140	Late Fees & Penalties	2	10	4	10	10	10	6
2147	Media	0	1,250	0	0	0	0	0
2148	Computer Software	331	368	379	368	368	368	(11)
2194	Recruiting and Employment Cost	179	200	0	0	0	0	0

County of Humboldt
Schedule 9- Budget Unit Expenditure Detail
2019-20 Budget

Object		2017-18 Actual	2018-19 Adopted	2018-19 Actual	2019-20 Request	2019-20 Recommended	2019-20 Proposed	Increase (Decrease)
2217	Books & Periodicals	44	250	67	0	0	0	(67)
2225	Transportation-Out of County	2,951	6,600	2,841	6,600	6,600	6,600	3,759
2317	Office Expense - Equipment	2,027	1,110	0	0	0	0	0
2324	Special Dept Exp-Donations	0	0	157	500	500	500	343
2456	OTS Safe Communities Program	12,166	18,050	9,335	46,146	18,050	18,050	8,715
2457	HAF-Oral Health	15,187	16,703	4,339	7,703	7,703	7,703	3,364
2479	FCANS	0	1,500	0	0	0	0	0
2504	Interpreters	0	50	0	0	0	0	0
2614	Staff Development & Training	518	2,200	701	2,200	2,200	2,200	1,499
2706	Child Death Review Project	0	3,000	2,353	3,000	3,000	3,000	647
Total Services and Supplies		**64,745**	**95,190**	**44,571**	**157,251**	**86,705**	**86,705**	**42,134**
Other Charges								
3125	Information Services Charges	3,844	4,608	4,594	5,722	5,722	5,722	1,128
3137	Central Services Charges	3,945	3,945	0	0	0	0	0
3281	ADA Projects	0	3,287	0	0	0	0	0
3346	Family Housing-Medical Support	41,906	0	20,210	0	0	0	(20,210)
3513	Communications/Utility Charges	70	109	109	112	112	112	3
3517	ADA ISF Charges	0	0	3,367	4,738	4,738	4,738	1,371
3928	Expenditure Reimbursement	325,787	430,037	0	0	0	0	0
3940	Purchasing & Disposition Chg	408	779	779	712	712	712	(67)
Total Other Charges		**375,960**	**442,765**	**29,059**	**11,284**	**11,284**	**11,284**	**(17,775)**
Fixed Assets								
Total Fixed Assets		**0**	**0**	**0**	**0**	**0**	**0**	**0**
Special Items								
9235	Intrafund Expenditure	0	0	185,955	0	0	0	(185,955)
Total Special Items		**0**	**0**	**185,955**	**0**	**0**	**0**	**(185,955)**
Other Financing Uses								
9108	Interfund ExpenditureCost Plan	0	0	0	1,437	1,437	1,437	1,437
Total Other Financing Uses		**0**	**0**	**0**	**1,437**	**1,437**	**1,437**	**1,437**
Total 420 MCH Coordination Project		**440,705**	**537,955**	**362,351**	**680,389**	**609,843**	**609,843**	**247,492**

County of Humboldt
Schedule 9- Budget Unit Expenditure Detail
2019-20 Budget

Object		2017-18 Actual	2018-19 Adopted	2018-19 Actual	2019-20 Request	2019-20 Recommended	2019-20 Proposed	Increase (Decrease)
421 MCH Cal Home Visiting Program								
Salaries & Employee Benefits								
1475	Salaries/Benefits Cost Share	0	0	149,795	773,131	773,131	773,131	623,336
Total Salaries & Employee Benefits		**0**	**0**	**149,795**	**773,131**	**773,131**	**773,131**	**623,336**
Services and Supplies								
2103	Clothing / Employee	0	0	11	20	20	20	9
2106	Communications	4,800	5,646	2,602	5,494	5,494	5,494	2,892
2107	Duplicating	1,010	1,000	0	0	0	0	0
2109	Household Expense	6	110	376	694	694	694	318
2110	Insurance	5,365	7,069	6,353	17,198	17,198	17,198	10,845
2112	Maintenance-Equipment	0	200	415	200	200	200	(215)
2113	Maintenance-Structures	340	221	143	138	138	138	(5)
2114	Medical Dental & Lab Supplies	1,576	500	2,080	700	700	700	(1,380)
2116	Postage	172	200	95	0	0	0	(95)
2117	Office Expense	1,381	1,719	1,291	2,200	2,200	2,200	909
2118	Professional & Special Service	20,483	15,875	17,820	19,686	19,686	19,686	1,866
2120	Rents & Leases - Equipment	108	163	162	529	529	529	367
2121	Rents & Leases - Structures	11,928	19,179	10,081	16,729	16,729	16,729	6,648
2125	Transportation & Travel	7,157	5,000	6,488	5,000	5,000	5,000	(1,488)
2126	Utilities	1,680	2,388	1,325	2,103	2,103	2,103	778
2140	Late Fees & Penalties	0	50	0	50	50	50	50
2147	Media	826	0	0	0	0	0	0
2148	Computer Software	744	500	399	0	0	0	(399)
2194	Recruiting and Employment Cost	131	0	0	0	0	0	0
2217	Books & Periodicals	508	224	168	0	0	0	(168)
2225	Transportation-Out of County	3,719	5,000	3,169	6,700	6,700	6,700	3,531
2317	Office Expense - Equipment	2,114	3,000	1,110	0	0	0	(1,110)
2324	Special Dept Exp-Donations	16	0	0	0	0	0	0
2504	Interpreters	0	250	0	0	0	0	0
2554	Client Incentives	3,880	4,000	4,199	3,639	3,639	3,639	(560)
2614	Staff Development & Training	1,515	7,361	339	2,000	2,000	2,000	1,661
Total Services and Supplies		**69,459**	**79,655**	**58,626**	**83,080**	**83,080**	**83,080**	**24,454**

County of Humboldt
Schedule 9- Budget Unit Expenditure Detail
2019-20 Budget

Object		2017-18 Actual	2018-19 Adopted	2018-19 Actual	2019-20 Request	2019-20 Recommended	2019-20 Proposed	Increase (Decrease)
Other Charges								
3125	Information Services Charges	4,825	4,874	5,040	7,440	7,440	7,440	2,400
3137	Central Services Charges	1,724	1,764	0	0	0	0	0
3281	ADA Projects	0	3,008	0	0	0	0	0
3517	ADA ISF Charges	0	0	3,045	5,333	5,333	5,333	2,288
3760	County of Del Norte	143,730	167,986	0	0	0	0	0
3761	County of Siskiyou	14,736	0	0	0	0	0	0
3928	Expenditure Reimbursement	467,248	567,013	0	0	0	0	0
3940	Purchasing & Disposition Chg	728	1,868	1,868	1,130	1,130	1,130	(738)
Total Other Charges		**632,991**	**746,513**	**9,953**	**13,903**	**13,903**	**13,903**	**3,950**
Fixed Assets								
Total Fixed Assets		**0**	**0**	**0**	**0**	**0**	**0**	**0**
Special Items								
9235	Intrafund Expenditure	0	0	264,079	0	0	0	(264,079)
Total Special Items		**0**	**0**	**264,079**	**0**	**0**	**0**	**(264,079)**
Other Financing Uses								
9108	Interfund ExpenditureCost Plan	0	0	0	1,307	1,307	1,307	1,307
9277	IE - Vital Stats	0	0	0	450	450	450	450
Total Other Financing Uses		**0**	**0**	**0**	**1,757**	**1,757**	**1,757**	**1,757**
Total 421 MCH Cal Home Visiting Program		**702,450**	**826,168**	**482,453**	**871,871**	**871,871**	**871,871**	**389,418**
422 Clinic Services								
Salaries & Employee Benefits								
1475	Salaries/Benefits Cost Share	0	0	87,071	420,915	420,915	420,915	333,844
Total Salaries & Employee Benefits		**0**	**0**	**87,071**	**420,915**	**420,915**	**420,915**	**333,844**
Services and Supplies								
2106	Communications	952	1,953	847	1,540	1,540	1,540	693
2107	Duplicating	3,124	2,877	8	0	0	0	(8)
2109	Household Expense	422	933	510	961	961	961	451
2110	Insurance	3,586	4,419	3,293	6,798	6,798	6,798	3,505

County of Humboldt
Schedule 9- Budget Unit Expenditure Detail
2019-20 Budget

Object		2017-18 Actual	2018-19 Adopted	2018-19 Actual	2019-20 Request	2019-20 Recommended	2019-20 Proposed	Increase (Decrease)
2112	Maintenance-Equipment	171	200	1,460	202	202	202	(1,258)
2113	Maintenance-Structures	315	398	507	420	420	420	(87)
2114	Medical Dental & Lab Supplies	4,467	8,500	3,875	95,500	95,500	95,500	91,625
2115	Memberships	370	370	170	370	370	370	200
2116	Postage	427	434	76	0	0	0	(76)
2117	Office Expense	1,332	1,490	1,282	5,786	5,786	5,786	4,504
2118	Professional & Special Service	5,860	9,600	6,140	9,794	9,794	9,794	3,654
2119	Publications & Legal Notices	0	0	0	200	200	200	200
2120	Rents & Leases - Equipment	1,118	71	828	3,286	3,286	3,286	2,458
2121	Rents & Leases - Structures	0	0	668	926	926	926	258
2125	Transportation & Travel	1,622	1,953	970	1,970	1,970	1,970	1,000
2126	Utilities	4,080	5,169	2,362	3,117	3,117	3,117	755
2146	Medical Marijuana	10,618	10,428	4,642	1,231	1,231	1,231	(3,411)
2148	Computer Software	491	800	0	66,480	66,480	66,480	66,480
2194	Recruiting and Employment Cost	318	200	119	0	0	0	(119)
2214	Pharmacy	63,160	85,000	77,206	0	0	0	(77,206)
2217	Books & Periodicals	120	500	0	0	0	0	0
2225	Transportation-Out of County	0	1,200	393	3,600	3,600	3,600	3,207
2261	Client Related Transportation	17	100	0	100	100	100	100
2317	Office Expense - Equipment	3,125	2,112	1,385	0	0	0	(1,385)
2324	Special Dept Exp-Donations	0	500	0	500	500	500	500
2614	Staff Development & Training	0	150	0	150	150	150	150
Total Services and Supplies		**105,695**	**139,357**	**106,741**	**202,931**	**202,931**	**202,931**	**96,190**
Other Charges								
3125	Information Services Charges	3,174	3,230	2,647	3,820	3,820	3,820	1,173
3137	Central Services Charges	3,322	3,500	0	0	0	0	0
3441	Nutrition Education	12,010	22,513	2,692	1,695	1,695	1,695	(997)
3451	'MAA/TCM' Admin Costs/Health	3,362	2,700	0	0	0	0	0
3465	Immunization Prog-PH Nursing	11,945	14,739	1,979	9,507	9,507	9,507	7,528
3512	Social Services	12,010	22,513	2,692	1,719	1,719	1,719	(973)
3513	Communications/Utility Charges	35	55	55	56	56	56	1
3517	ADA ISF Charges	0	0	1,667	0	0	0	(1,667)
3928	Expenditure Reimbursement	273,728	303,503	0	0	0	0	0
3940	Purchasing & Disposition Chg	2,112	1,583	1,583	1,161	1,161	1,161	(422)

Object		2017-18 Actual	2018-19 Adopted	2018-19 Actual	2019-20 Request	2019-20 Recommended	2019-20 Proposed	Increase (Decrease)
Total Other Charges		**321,698**	**374,336**	**13,315**	**17,958**	**17,958**	**17,958**	**4,643**
Fixed Assets								
8437	Refrigerator	0	0	5,055	6,100	6,100	6,100	1,045
8438	Freezer	0	0	5,902	0	0	0	(5,902)
Total Fixed Assets		**0**	**0**	**10,957**	**6,100**	**6,100**	**6,100**	**(4,857)**
Special Items								
9235	Intrafund Expenditure	0	0	173,663	0	0	0	(173,663)
9325	APS Reimbursement	0	0	(1,054)	0	0	0	1,054
9336	SSB Charges to Other Co Dept	(15,133)	(22,513)	(3,576)	0	0	0	3,576
9348	Immunization Services	(13,774)	(13,000)	0	0	0	0	0
9367	CalFresh (SSB)	(15,133)	(22,513)	(3,576)	0	0	0	3,576
Total Special Items		**(44,040)**	**(58,026)**	**165,457**	**0**	**0**	**0**	**(165,457)**
Other Financing Uses								
9108	Interfund ExpenditureCost Plan	0	0	0	3,864	3,864	3,864	3,864
Total Other Financing Uses		**0**	**0**	**0**	**3,864**	**3,864**	**3,864**	**3,864**
Total 422 Clinic Services		**383,353**	**455,667**	**383,541**	**651,768**	**651,768**	**651,768**	**268,227**
424 Mental Health								
Salaries & Employee Benefits								
1100	Salaries And Wages	13,948,005	16,678,893	14,335,629	18,045,264	18,045,264	18,045,264	3,709,635
1400	Extra Help	580,927	859,307	471,939	799,317	799,317	799,317	327,378
1450	Unemployment Insurance	29,018	31,690	27,632	46,918	46,918	46,918	19,286
1460	Overtime	524,899	217,872	431,286	217,872	217,872	217,872	(213,414)
1470	Health Insurance	2,271,183	3,014,706	1,897,902	2,307,619	2,307,619	2,307,619	409,717
1471	Life & Air Travel Insurance	9,595	11,307	9,350	10,891	10,891	10,891	1,541
1472	Dental Insurance	177,472	221,760	179,280	207,407	207,407	207,407	28,127
1475	Salaries/Benefits Cost Share	(12,108)	0	(239,598)	(570,650)	(570,650)	(570,650)	(331,052)
1500	Retirement	3,378,622	4,231,435	3,645,910	4,897,304	4,897,304	4,897,304	1,251,394
1510	PARS Contribution	71,639	166,789	154,422	270,679	270,679	270,679	116,257
1600	FICA	1,101,583	1,275,935	1,125,645	1,358,874	1,358,874	1,358,874	233,229
1700	Workers' Compensation	561,769	545,715	545,715	575,230	575,230	575,230	29,515

County of Humboldt
Schedule 9- Budget Unit Expenditure Detail
2019-20 Budget

Object		2017-18 Actual	2018-19 Adopted	2018-19 Actual	2019-20 Request	2019-20 Recommended	2019-20 Proposed	Increase (Decrease)
Total Salaries & Employee Benefits		**22,642,604**	**27,255,409**	**22,585,112**	**28,166,725**	**28,166,725**	**28,166,725**	**5,581,613**
Services and Supplies								
2103	Clothing / Employee	0	0	414	0	0	0	(414)
2106	Communications	200,906	155,000	198,909	241,400	241,400	241,400	42,491
2108	Food	0	0	322	0	0	0	(322)
2109	Household Expense	32,305	65,538	45,744	45,289	45,289	45,289	(455)
2110	Insurance	419,742	491,582	491,582	608,771	608,771	608,771	117,189
2112	Maintenance-Equipment	4,230	19,590	40,908	86,400	86,400	86,400	45,492
2113	Maintenance-Structures	69,219	25,000	32,038	50,000	50,000	50,000	17,962
2114	Medical Dental & Lab Supplies	0	0	153	0	0	0	(153)
2115	Memberships	8,018	8,648	17,224	16,239	16,239	16,239	(985)
2116	Postage	6,549	2,800	3,502	0	0	0	(3,502)
2117	Office Expense	46,050	64,377	39,850	115,050	115,050	115,050	75,200
2118	Professional & Special Service	126,014	156,955	113,545	33,400	33,400	33,400	(80,145)
2119	Publications & Legal Notices	0	0	515	0	0	0	(515)
2120	Rents & Leases - Equipment	123,085	65,000	23,225	55,000	55,000	55,000	31,775
2121	Rents & Leases - Structures	64,078	141,240	37,951	141,240	141,240	141,240	103,289
2122	Minor Equipment	0	0	1,297	0	0	0	(1,297)
2123	Special Departmental Expense	2,005	2,500	30	1,735	1,735	1,735	1,705
2125	Transportation & Travel	7,293	6,095	9,886	4,500	4,500	4,500	(5,386)
2126	Utilities	164,013	148,216	107,948	148,216	148,216	148,216	40,268
2129	Drinking Water	0	0	83	0	0	0	(83)
2140	Late Fees & Penalties	226	0	107	0	0	0	(107)
2148	Computer Software	181,594	240,630	150,342	310,358	310,358	310,358	160,016
2189	Placement	11,200	0	0	0	0	0	0
2194	Recruiting and Employment Cost	8,853	15,000	1,177	3,200	3,200	3,200	2,023
2217	Books & Periodicals	502	1,200	4,039	0	0	0	(4,039)
2225	Transportation-Out of County	60,897	56,160	76,426	97,232	97,232	97,232	20,806
2261	Client Related Transportation	0	0	3,790	3,200	3,200	3,200	(590)
2317	Office Expense - Equipment	161,986	67,000	99,473	0	0	0	(99,473)
2337	Hospital Services-Managed Care	4,516,743	4,995,834	3,806,871	5,856,267	5,856,267	5,856,267	2,049,396
2477	Garberville Clinic	0	0	373	0	0	0	(373)
2525	Trans-MHAB-Out of County	1,596	1,500	0	0	0	0	0
2590	Local Implementation Contracts	354,374	400,000	131,774	340,000	340,000	340,000	208,226

County of Humboldt
Schedule 9- Budget Unit Expenditure Detail
2019-20 Budget

Object		2017-18 Actual	2018-19 Adopted	2018-19 Actual	2019-20 Request	2019-20 Recommended	2019-20 Proposed	Increase (Decrease)
2602	Physician Services	309,147	241,620	241,031	321,377	321,377	321,377	80,346
2614	Staff Development & Training	99	66,290	2,742	2,220	2,220	2,220	(522)
2635	Medical/Medicare	39,420	20,000	0	0	0	0	0
2636	Training CMHC	0	2,800	0	0	0	0	0
2763	SV/PES	4,984,023	3,226,101	2,233,188	0	0	0	(2,233,188)
2764	Adult Programs	3,947,876	2,851,574	917,062	0	0	0	(917,062)
2765	CYFS	543,703	671,602	0	0	0	0	0
2766	Medication Support	1,785,726	1,770,328	0	0	0	0	0
2768	HumWORKS	9,435	34,373	0	0	0	0	0
2770	Mental Health Services Act	1,560,418	1,427,001	0	0	0	0	0
2771	Jail Mental Health Programs	235,509	234,288	25,468	0	0	0	(25,468)
2773	Transitional Age Youth	411,891	464,723	0	0	0	0	0
Total Services and Supplies		**20,398,725**	**18,140,565**	**8,858,989**	**8,481,094**	**8,481,094**	**8,481,094**	**(377,895)**
Other Charges								
3125	Information Services Charges	161,793	165,632	165,632	177,964	177,964	177,964	12,332
3137	Central Services Charges	353,154	353,154	0	0	0	0	0
3202	DHHS Administration	1,046,814	1,279,884	587,445	1,279,884	1,279,884	1,279,884	692,439
3258	Housing Assistance	0	0	480	0	128,750	128,750	128,270
3513	Communications/Utility Charges	712	1,066	1,066	1,086	1,086	1,086	20
3517	ADA ISF Charges	0	664,425	664,425	514,218	514,218	514,218	(150,207)
3928	Expenditure Reimbursement	584,505	132,250	86,360	0	0	0	(86,360)
3940	Purchasing & Disposition Chg	9,385	13,659	13,659	9,818	9,818	9,818	(3,841)
Total Other Charges		**2,156,363**	**2,610,070**	**1,519,067**	**1,982,970**	**2,111,720**	**2,111,720**	**592,653**
Fixed Assets								
8066	Computer Equipment	0	35,000	0	0	0	0	0
8760	Generator	0	50,000	0	50,000	50,000	50,000	50,000
8777	Vehicle-Auto	22,708	25,000	20,102	0	0	0	(20,102)
8968	Landscaping	0	10,000	0	0	0	0	0
8990	Furniture & Fixtures	0	25,150	0	0	0	0	0
8998	Building Modification	54,668	572,750	37,606	705,000	705,000	705,000	667,394
Total Fixed Assets		**77,376**	**717,900**	**57,708**	**755,000**	**755,000**	**755,000**	**697,292**
Special Items								

County of Humboldt
Schedule 9- Budget Unit Expenditure Detail
2019-20 Budget

Object		2017-18 Actual	2018-19 Adopted	2018-19 Actual	2019-20 Request	2019-20 Recommended	2019-20 Proposed	Increase (Decrease)
9138	Intrafund Transfer	0	0	0	13,606,793	13,606,793	13,606,793	13,606,793
9310	STOP	(76,985)	(65,000)	(48,763)	0	0	0	48,763
9311	CalWORKs	(1,673,332)	(3,368,326)	(1,671,051)	0	0	0	1,671,051
9312	SB163	(396,327)	(494,610)	(119,888)	0	0	0	119,888
9314	CWS	(501,844)	(578,087)	(152,667)	0	0	0	152,667
9316	Intrafund-MHB	(1,430,439)	(2,515,245)	(393,804)	0	0	0	393,804
9332	DHHS Charges to Branches	0	0	282,202	0	0	0	(282,202)
Total Special Items		**(4,078,927)**	**(7,021,268)**	**(2,103,971)**	**13,606,793**	**13,606,793**	**13,606,793**	**15,710,764**
Operating Revenue & Contributn								
Total Operating Revenue & Contributn		**0**	**0**	**0**	**0**	**0**	**0**	**0**
Grants								
Total Grants		**0**	**0**	**0**	**0**	**0**	**0**	**0**
Other Financing Sources								
Total Other Financing Sources		**0**	**0**	**0**	**0**	**0**	**0**	**0**
General Fund Contribution								
9317	General Fund MOE	(43,803)	(43,803)	(36,503)	0	0	0	36,503
Total General Fund Contribution		**(43,803)**	**(43,803)**	**(36,503)**	**0**	**0**	**0**	**36,503**
Other Financing Uses								
9108	Interfund ExpenditureCost Plan	0	0	0	432,597	432,597	432,597	432,597
Total Other Financing Uses		**0**	**0**	**0**	**432,597**	**432,597**	**432,597**	**432,597**
Not Applicable								
Total Not Applicable		**0**	**0**	**0**	**0**	**0**	**0**	**0**
Total 424 Mental Health		**41,152,338**	**41,658,873**	**30,880,402**	**53,425,179**	**53,553,929**	**53,553,929**	**22,673,527**
425 Alcohol & Drug								
Salaries & Employee Benefits								
1100	Salaries And Wages	598,736	819,184	581,002	848,091	848,091	848,091	267,089
1450	Unemployment Insurance	1,154	1,556	1,069	2,206	2,206	2,206	1,137

County of Humboldt
Schedule 9- Budget Unit Expenditure Detail
2019-20 Budget

Object		2017-18 Actual	2018-19 Adopted	2018-19 Actual	2019-20 Request	2019-20 Recommended	2019-20 Proposed	Increase (Decrease)
1460	Overtime	381	0	1,972	0	0	0	(1,972)
1470	Health Insurance	114,791	183,846	94,958	124,541	124,541	124,541	29,583
1471	Life & Air Travel Insurance	482	543	467	764	764	764	297
1472	Dental Insurance	9,676	10,800	9,300	12,528	12,528	12,528	3,228
1475	Salaries/Benefits Cost Share	0	(249,240)	0	(262,465)	(262,465)	(262,465)	(262,465)
1500	Retirement	142,814	207,827	148,401	230,164	230,164	230,164	81,763
1510	PARS Contribution	2,995	8,192	6,350	12,721	12,721	12,721	6,371
1600	FICA	44,446	62,668	43,804	64,879	64,879	64,879	21,075
1700	Workers' Compensation	9,300	10,086	10,086	14,455	14,455	14,455	4,369
Total Salaries & Employee Benefits		**924,775**	**1,055,462**	**897,409**	**1,047,884**	**1,047,884**	**1,047,884**	**150,475**
Services and Supplies								
2106	Communications	2,663	2,800	1,742	2,799	2,799	2,799	1,057
2108	Food	0	0	2,871	0	0	0	(2,871)
2109	Household Expense	24	1,500	1,779	1,500	1,500	1,500	(279)
2110	Insurance	5,630	15,741	15,741	12,311	12,311	12,311	(3,430)
2112	Maintenance-Equipment	0	0	582	0	0	0	(582)
2113	Maintenance-Structures	688	2,000	2,088	2,000	2,000	2,000	(88)
2114	Medical Dental & Lab Supplies	0	0	0	3,500	3,500	3,500	3,500
2115	Memberships	3,180	3,180	0	3,180	3,180	3,180	3,180
2116	Postage	32	0	0	0	0	0	0
2117	Office Expense	6,899	6,500	5,922	7,200	7,200	7,200	1,278
2118	Professional & Special Service	4,480	51,816	8,573	64,370	64,370	64,370	55,797
2120	Rents & Leases - Equipment	3,790	1,875	872	1,875	1,875	1,875	1,003
2123	Special Departmental Expense	6,542	7,000	3,448	7,000	7,000	7,000	3,552
2125	Transportation & Travel	4,638	2,200	4,997	2,200	2,200	2,200	(2,797)
2126	Utilities	4,224	4,610	3,372	4,610	4,610	4,610	1,238
2129	Drinking Water	0	0	308	0	0	0	(308)
2140	Late Fees & Penalties	8	0	39	0	0	0	(39)
2148	Computer Software	1,080	1,500	331	1,500	1,500	1,500	1,169
2160	SATTA DRUG TESTING	20,594	20,570	7,795	0	0	0	(7,795)
2194	Recruiting and Employment Cost	207	0	0	0	0	0	0
2217	Books & Periodicals	1,484	700	0	0	0	0	0
2225	Transportation-Out of County	4,570	4,500	4,425	22,166	22,166	22,166	17,741
2261	Client Related Transportation	0	0	6,803	8,000	8,000	8,000	1,197

County of Humboldt
Schedule 9- Budget Unit Expenditure Detail
2019-20 Budget

Object		2017-18 Actual	2018-19 Adopted	2018-19 Actual	2019-20 Request	2019-20 Recommended	2019-20 Proposed	Increase (Decrease)
2317	Office Expense - Equipment	4,187	2,600	1,110	0	0	0	(1,110)
2324	Special Dept Exp-Donations	0	250	0	0	0	0	0
2505	Humboldt Women for Shelter	22,500	22,500	22,500	22,500	22,500	22,500	0
2508	Crossroads-Contract Services	75,702	75,695	74,710	75,695	75,695	75,695	985
2513	Alcohol-Drug Care Serv Contrct	290,059	295,210	241,343	295,210	295,210	295,210	53,867
2518	Contract Services-Public Hlth	249,091	283,130	0	0	0	0	0
2614	Staff Development & Training	0	0	750	0	0	0	(750)
2635	Medical/Medicare	0	0	67	0	0	0	(67)
2641	Adolescent Treatment Program	9,334	4,500	0	5,330	5,330	5,330	5,330
2644	Public Health-Prevention	203,071	249,568	0	0	0	0	0
Total Services and Supplies		**924,677**	**1,059,945**	**412,168**	**542,946**	**542,946**	**542,946**	**130,778**
Other Charges								
3125	Information Services Charges	8,905	8,942	8,942	9,482	9,482	9,482	540
3126	Probation Department	193,126	230,000	0	0	0	0	0
3137	Central Services Charges	8,373	8,325	0	0	0	0	0
3202	DHHS Administration	72,791	72,791	0	72,791	72,791	72,791	72,791
3513	Communications/Utility Charges	343	526	526	537	537	537	11
3517	ADA ISF Charges	0	10,307	10,307	16,723	16,723	16,723	6,416
3928	Expenditure Reimbursement	212,232	0	151,620	0	0	0	(151,620)
3940	Purchasing & Disposition Chg	1,748	1,570	1,570	1,408	1,408	1,408	(162)
Total Other Charges		**497,518**	**332,461**	**172,965**	**100,941**	**100,941**	**100,941**	**(72,024)**
Fixed Assets								
Total Fixed Assets		**0**	**0**	**0**	**0**	**0**	**0**	**0**
Special Items								
9311	CalWORKs	(323,251)	(369,412)	(287,992)	0	0	0	287,992
9316	Intrafund-MHB	(41,860)	(39,300)	(18,750)	0	0	0	18,750
Total Special Items		**(365,111)**	**(408,712)**	**(306,742)**	**0**	**0**	**0**	**306,742**
Other Financing Uses								
9108	Interfund ExpenditureCost Plan	0	0	0	21,258	21,258	21,258	21,258
9271	IE - Primary Prevention	0	0	0	249,569	249,569	249,569	249,569
9280	IE - MH Chgs to Other Co Dept.	0	0	0	71,060	71,060	71,060	71,060

Object		2017-18 Actual	2018-19 Adopted	2018-19 Actual	2019-20 Request	2019-20 Recommended	2019-20 Proposed	Increase (Decrease)
9281	IE - Subs Abuse Block Grant	0	0	0	51,039	51,039	51,039	51,039
9283	IE - Subs Abuse Realignment	0	0	0	405,917	405,917	405,917	405,917
Total Other Financing Uses		**0**	**0**	**0**	**798,843**	**798,843**	**798,843**	**798,843**
Total 425 Alcohol & Drug		**1,981,859**	**2,039,156**	**1,175,800**	**2,490,614**	**2,490,614**	**2,490,614**	**1,314,814**
426 Nurse Family Partnership (NFP)								
Salaries & Employee Benefits								
1100	Salaries And Wages	0	0	0	1,152,671	1,152,671	1,152,671	1,152,671
1400	Extra Help	0	0	0	150,000	150,000	150,000	150,000
1450	Unemployment Insurance	0	0	0	2,997	2,997	2,997	2,997
1470	Health Insurance	0	0	0	139,730	139,730	139,730	139,730
1471	Life & Air Travel Insurance	0	0	0	740	740	740	740
1472	Dental Insurance	0	0	0	13,920	13,920	13,920	13,920
1475	Salaries/Benefits Cost Share	0	0	112,612	677,269	677,269	677,269	564,657
1500	Retirement	0	0	0	312,823	312,823	312,823	312,823
1510	PARS Contribution	0	0	0	17,290	17,290	17,290	17,290
1600	FICA	0	0	0	88,179	88,179	88,179	88,179
Total Salaries & Employee Benefits		**0**	**0**	**112,612**	**2,555,619**	**2,555,619**	**2,555,619**	**2,443,007**
Services and Supplies								
2106	Communications	2,944	6,937	3,294	6,539	6,539	6,539	3,245
2107	Duplicating	608	1,500	0	0	0	0	0
2109	Household Expense	38	100	227	507	507	507	280
2110	Insurance	4,540	8,590	7,863	14,906	14,906	14,906	7,043
2112	Maintenance-Equipment	0	300	531	100	100	100	(431)
2113	Maintenance-Structures	148	500	33	500	500	500	467
2114	Medical Dental & Lab Supplies	300	250	0	250	250	250	250
2116	Postage	19	300	1	0	0	0	(1)
2117	Office Expense	884	3,000	289	38,215	38,215	38,215	37,926
2118	Professional & Special Service	15,375	18,348	19,674	73,990	73,990	73,990	54,316
2120	Rents & Leases - Equipment	67	198	207	7,233	7,233	7,233	7,026
2121	Rents & Leases - Structures	12,477	26,099	13,500	85,039	85,039	85,039	71,539
2125	Transportation & Travel	8,371	15,000	4,710	103,595	103,595	103,595	98,885
2126	Utilities	1,771	2,901	1,697	1,803	1,803	1,803	106

County of Humboldt
Schedule 9- Budget Unit Expenditure Detail
2019-20 Budget

Object		2017-18 Actual	2018-19 Adopted	2018-19 Actual	2019-20 Request	2019-20 Recommended	2019-20 Proposed	Increase (Decrease)
2140	Late Fees & Penalties	0	100	0	100	100	100	100
2148	Computer Software	1,075	490	167	24,650	24,650	24,650	24,483
2194	Recruiting and Employment Cost	25	600	0	0	0	0	0
2207	AB 2034	0	0	0	2,277,495	2,277,495	2,277,495	2,277,495
2217	Books & Periodicals	12	500	0	0	0	0	0
2225	Transportation-Out of County	1,212	24,000	4,236	59,140	59,140	59,140	54,904
2260	MAA/TCM Takeback	248,536	260,000	51,341	200,000	200,000	200,000	148,659
2261	Client Related Transportation	150	1,000	0	13,200	13,200	13,200	13,200
2317	Office Expense - Equipment	5,228	2,200	0	0	0	0	0
2324	Special Dept Exp-Donations	157	500	133	500	500	500	367
2504	Interpreters	0	180	0	0	0	0	0
2554	Client Incentives	804	3,500	416	3,000	3,000	3,000	2,584
2614	Staff Development & Training	130	5,500	619	6,500	6,500	6,500	5,881
Total Services and Supplies		**304,871**	**382,593**	**108,938**	**2,917,262**	**2,917,262**	**2,917,262**	**2,808,324**
Other Charges								
3125	Information Services Charges	4,130	6,002	6,178	6,436	6,436	6,436	258
3137	Central Services Charges	1,572	2,200	0	0	0	0	0
3206	Mental Health Services	0	0	0	17,000	17,000	17,000	17,000
3281	ADA Projects	0	3,642	0	0	0	0	0
3284	First 5 Humboldt-PH Nursing	69,778	67,958	29,593	0	0	0	(29,593)
3353	CalWORKS PH Nursing	0	0	0	63,807	63,807	63,807	63,807
3441	Nutrition Education	2,839	4,110	1,503	4,110	4,110	4,110	2,607
3451	'MAA/TCM' Admin Costs/Health	15,576	11,250	0	0	0	0	0
3517	ADA ISF Charges	0	0	3,747	4,590	4,590	4,590	843
3928	Expenditure Reimbursement	280,223	648,488	0	0	0	0	0
3940	Purchasing & Disposition Chg	146	363	363	433	433	433	70
Total Other Charges		**374,264**	**744,013**	**41,384**	**96,376**	**96,376**	**96,376**	**54,992**
Fixed Assets								
Total Fixed Assets		**0**	**0**	**0**	**0**	**0**	**0**	**0**
Special Items								
9235	Intrafund Expenditure	0	0	181,671	0	0	0	(181,671)
9334	CalWORKs Reimbursement frm SSB	(79,052)	(187,600)	(23,802)	0	0	0	23,802

Object		2017-18 Actual	2018-19 Adopted	2018-19 Actual	2019-20 Request	2019-20 Recommended	2019-20 Proposed	Increase (Decrease)
9367	CalFresh (SSB)	(4,852)	(6,600)	(2,212)	0	0	0	2,212
Total Special Items		**(83,904)**	**(194,200)**	**155,657**	**0**	**0**	**0**	**(155,657)**
Other Financing Uses								
9108	Interfund ExpenditureCost Plan	0	0	0	977	977	977	977
9277	IE - Vital Stats	0	0	0	500	500	500	500
9280	IE - MH Chgs to Other Co Dept.	0	0	0	425,213	425,213	425,213	425,213
Total Other Financing Uses		**0**	**0**	**0**	**426,690**	**426,690**	**426,690**	**426,690**
Total 426 Nurse Family Partnership (NFP)		**595,231**	**932,406**	**418,591**	**5,995,947**	**5,995,947**	**5,995,947**	**5,577,356**
427 Mental Health Jail Programs								
Services and Supplies								
2108	Food	2,555	3,000	4,086	3,000	3,000	3,000	(1,086)
2109	Household Expense	17	0	243	0	0	0	(243)
2114	Medical Dental & Lab Supplies	51,161	48,000	56,527	124,115	124,115	124,115	67,588
2117	Office Expense	750	2,000	1,593	3,700	3,700	3,700	2,107
2118	Professional & Special Service	731	0	7,468	5,000	5,000	5,000	(2,468)
2123	Special Departmental Expense	2,680	4,000	1,216	4,000	4,000	4,000	2,784
2125	Transportation & Travel	791	1,820	1,759	2,400	2,400	2,400	641
2129	Drinking Water	0	0	322	0	0	0	(322)
2140	Late Fees & Penalties	0	0	20	0	0	0	(20)
2217	Books & Periodicals	1,861	1,700	493	0	0	0	(493)
2225	Transportation-Out of County	18,008	0	844	54,074	54,074	54,074	53,230
2261	Client Related Transportation	0	0	1,240	1,800	1,800	1,800	560
2602	Physician Services	0	0	0	321,374	321,374	321,374	321,374
2614	Staff Development & Training	5,796	20,000	3,706	0	0	0	(3,706)
Total Services and Supplies		**84,350**	**80,520**	**79,517**	**519,463**	**519,463**	**519,463**	**439,946**
Other Charges								
3137	Central Services Charges	523	523	0	0	0	0	0
3513	Communications/Utility Charges	70	109	109	112	112	112	3
3928	Expenditure Reimbursement	141,013	152,487	13,105	0	0	0	(13,105)
3940	Purchasing & Disposition Chg	699	649	649	743	743	743	94
Total Other Charges		**142,305**	**153,768**	**13,863**	**855**	**855**	**855**	**(13,008)**

County of Humboldt
Schedule 9- Budget Unit Expenditure Detail
2019-20 Budget

Object		2017-18 Actual	2018-19 Adopted	2018-19 Actual	2019-20 Request	2019-20 Recommended	2019-20 Proposed	Increase (Decrease)
Special Items								
9138	Intrafund Transfer	(226,654)	(234,288)	0	(521,019)	(521,019)	(521,019)	(521,019)
Total Special Items		**(226,654)**	**(234,288)**	**0**	**(521,019)**	**(521,019)**	**(521,019)**	**(521,019)**
Other Financing Uses								
9108	Interfund ExpenditureCost Plan	0	0	0	701	701	701	701
Total Other Financing Uses		**0**	**0**	**0**	**701**	**701**	**701**	**701**
Total 427 Mental Health Jail Programs		**1**	**0**	**93,380**	**0**	**0**	**0**	**(93,380)**
428 Immunization Program								
Salaries & Employee Benefits								
1475	Salaries/Benefits Cost Share	0	0	27,738	112,592	112,592	112,592	84,854
Total Salaries & Employee Benefits		**0**	**0**	**27,738**	**112,592**	**112,592**	**112,592**	**84,854**
Services and Supplies								
2106	Communications	364	369	366	568	568	568	202
2107	Duplicating	25	50	0	0	0	0	0
2109	Household Expense	54	39	46	199	199	199	153
2110	Insurance	751	915	1,219	1,168	1,168	1,168	(51)
2112	Maintenance-Equipment	285	20	46	201	201	201	155
2113	Maintenance-Structures	94	103	58	164	164	164	106
2114	Medical Dental & Lab Supplies	0	735	0	735	735	735	735
2116	Postage	15	50	2	0	0	0	(2)
2117	Office Expense	107	132	97	205	205	205	108
2118	Professional & Special Service	0	0	17	0	0	0	(17)
2120	Rents & Leases - Equipment	29	19	84	123	123	123	39
2125	Transportation & Travel	491	848	375	872	872	872	497
2126	Utilities	1,362	1,335	641	1,017	1,017	1,017	376
2225	Transportation-Out of County	1,380	1,250	2,336	2,500	2,500	2,500	164
2614	Staff Development & Training	0	256	240	500	500	500	260
Total Services and Supplies		**4,957**	**6,121**	**5,527**	**8,252**	**8,252**	**8,252**	**2,725**
Other Charges								
3125	Information Services Charges	640	891	897	1,027	1,027	1,027	130

County of Humboldt
Schedule 9- Budget Unit Expenditure Detail
2019-20 Budget

Object		2017-18 Actual	2018-19 Adopted	2018-19 Actual	2019-20 Request	2019-20 Recommended	2019-20 Proposed	Increase (Decrease)
3137	Central Services Charges	893	893	0	0	0	0	0
3281	ADA Projects	0	674	0	0	0	0	0
3513	Communications/Utility Charges	35	55	55	56	56	56	1
3517	ADA ISF Charges	0	0	705	870	870	870	165
3928	Expenditure Reimbursement	82,334	97,364	0	0	0	0	0
3940	Purchasing & Disposition Chg	0	13	0	31	31	31	31
Total Other Charges		**83,902**	**99,890**	**1,657**	**1,984**	**1,984**	**1,984**	**327**
Fixed Assets								
Total Fixed Assets		**0**	**0**	**0**	**0**	**0**	**0**	**0**
Special Items								
9235	Intrafund Expenditure	0	0	80,538	0	0	0	(80,538)
9325	APS Reimbursement	0	0	(27,634)	0	0	0	27,634
Total Special Items		**0**	**0**	**52,904**	**0**	**0**	**0**	**(52,904)**
Other Financing Uses								
9108	Interfund ExpenditureCost Plan	0	0	0	719	719	719	719
Total Other Financing Uses		**0**	**0**	**0**	**719**	**719**	**719**	**719**
Total 428 Immunization Program		**88,859**	**106,011**	**87,826**	**123,547**	**123,547**	**123,547**	**35,721**
429 SACPA PROP 36								
Salaries & Employee Benefits								
Total Salaries & Employee Benefits		**0**	**0**	**0**	**0**	**0**	**0**	**0**
Services and Supplies								
Total Services and Supplies		**0**	**0**	**0**	**0**	**0**	**0**	**0**
Other Charges								
Total Other Charges		**0**	**0**	**0**	**0**	**0**	**0**	**0**
Fixed Assets								
Total Fixed Assets		**0**	**0**	**0**	**0**	**0**	**0**	**0**

Object		2017-18 Actual	2018-19 Adopted	2018-19 Actual	2019-20 Request	2019-20 Recommended	2019-20 Proposed	Increase (Decrease)
Special Items								
Total Special Items		**0**	**0**	**0**	**0**	**0**	**0**	**0**
Other Financing Uses								
Total Other Financing Uses		**0**	**0**	**0**	**0**	**0**	**0**	**0**
Total 429 SACPA PROP 36		**0**	**0**	**0**	**0**	**0**	**0**	**0**
430 Local Enforcement Agency								
Salaries & Employee Benefits								
1475	Salaries/Benefits Cost Share	0	0	66,339	317,358	317,358	317,358	251,019
Total Salaries & Employee Benefits		**0**	**0**	**66,339**	**317,358**	**317,358**	**317,358**	**251,019**
Services and Supplies								
2103	Clothing / Employee	0	60	0	120	120	120	120
2106	Communications	1,391	1,632	1,076	1,593	1,593	1,593	517
2107	Duplicating	574	500	0	0	0	0	0
2109	Household Expense	5	100	30	100	100	100	70
2110	Insurance	2,345	2,877	3,135	4,026	4,026	4,026	891
2112	Maintenance-Equipment	2	150	179	224	224	224	45
2113	Maintenance-Structures	0	92	7	92	92	92	85
2115	Memberships	156	180	168	294	294	294	126
2116	Postage	393	142	30	0	0	0	(30)
2117	Office Expense	500	768	607	3,018	3,018	3,018	2,411
2118	Professional & Special Service	6,015	10,000	347	10,282	10,282	10,282	9,935
2120	Rents & Leases - Equipment	40	84	122	167	167	167	45
2121	Rents & Leases - Structures	11,224	13,450	6,421	12,843	12,843	12,843	6,422
2122	Minor Equipment	0	100	0	500	500	500	500
2125	Transportation & Travel	5,282	6,500	3,300	6,500	6,500	6,500	3,200
2126	Utilities	802	1,001	504	1,000	1,000	1,000	496
2148	Computer Software	4,880	4,725	1,018	5,219	5,219	5,219	4,201
2194	Recruiting and Employment Cost	216	100	225	0	0	0	(225)
2217	Books & Periodicals	31	408	72	0	0	0	(72)
2225	Transportation-Out of County	1,812	1,500	576	1,500	1,500	1,500	924
2317	Office Expense - Equipment	2,218	2,720	1,602	0	0	0	(1,602)

Object		2017-18 Actual	2018-19 Adopted	2018-19 Actual	2019-20 Request	2019-20 Recommended	2019-20 Proposed	Increase (Decrease)
2560	Special Projects	0	43,245	0	0	0	0	0
2613	UC Davis Training	101	0	0	0	0	0	0
2614	Staff Development & Training	758	1,500	231	1,500	1,500	1,500	1,269
2713	Enforcement Assistance Grant	21,026	19,859	9,989	19,859	19,859	19,859	9,870
Total Services and Supplies		**59,771**	**111,693**	**29,639**	**68,837**	**68,837**	**68,837**	**39,198**
Other Charges								
3125	Information Services Charges	3,076	3,011	3,058	3,653	3,653	3,653	595
3137	Central Services Charges	2,968	2,969	0	0	0	0	0
3144	Farm and Ranch Cleanup	0	100,000	0	100,000	100,000	100,000	100,000
3281	ADA Projects	0	1,741	0	0	0	0	0
3517	ADA ISF Charges	0	0	1,925	2,426	2,426	2,426	501
3928	Expenditure Reimbursement	299,553	313,524	0	0	0	0	0
3940	Purchasing & Disposition Chg	117	402	402	294	294	294	(108)
Total Other Charges		**305,714**	**421,647**	**5,385**	**106,373**	**106,373**	**106,373**	**100,988**
Fixed Assets								
Total Fixed Assets		**0**	**0**	**0**	**0**	**0**	**0**	**0**
Special Items								
9235	Intrafund Expenditure	0	0	172,254	0	0	0	(172,254)
Total Special Items		**0**	**0**	**172,254**	**0**	**0**	**0**	**(172,254)**
Other Financing Uses								
9108	Interfund ExpenditureCost Plan	0	0	0	10	10	10	10
Total Other Financing Uses		**0**	**0**	**0**	**10**	**10**	**10**	**10**
Total 430 Local Enforcement Agency		**365,485**	**533,340**	**273,617**	**492,578**	**492,578**	**492,578**	**218,961**
431 Healthy Moms								
Salaries & Employee Benefits								
1100	Salaries And Wages	503,409	453,391	433,420	556,621	556,621	556,621	123,201
1450	Unemployment Insurance	937	861	801	1,448	1,448	1,448	647
1460	Overtime	0	0	774	0	0	0	(774)
1470	Health Insurance	103,878	97,874	76,912	90,669	90,669	90,669	13,757

County of Humboldt
Schedule 9- Budget Unit Expenditure Detail
2019-20 Budget

Object		2017-18 Actual	2018-19 Adopted	2018-19 Actual	2019-20 Request	2019-20 Recommended	2019-20 Proposed	Increase (Decrease)
1471	Life & Air Travel Insurance	402	277	350	434	434	434	84
1472	Dental Insurance	5,192	5,760	5,280	8,700	8,700	8,700	3,420
1475	Salaries/Benefits Cost Share	(217,677)	(41,822)	0	(70,685)	(70,685)	(70,685)	(70,685)
1500	Retirement	119,419	115,025	111,190	151,062	151,062	151,062	39,872
1510	PARS Contribution	2,429	4,534	4,668	8,349	8,349	8,349	3,681
1600	FICA	35,936	34,685	32,796	42,582	42,582	42,582	9,786
1700	Workers' Compensation	12,011	10,995	10,995	13,047	13,047	13,047	2,052
Total Salaries & Employee Benefits		**565,936**	**681,580**	**677,186**	**802,227**	**802,227**	**802,227**	**125,041**
Services and Supplies								
2103	Clothing / Employee	0	0	3	0	0	0	(3)
2106	Communications	2,252	3,434	2,236	3,433	3,433	3,433	1,197
2108	Food	3,111	4,240	2,707	4,240	4,240	4,240	1,533
2109	Household Expense	961	2,400	2,658	3,670	3,670	3,670	1,012
2110	Insurance	8,318	9,204	9,204	11,125	11,125	11,125	1,921
2112	Maintenance-Equipment	0	0	1,760	2,500	2,500	2,500	740
2113	Maintenance-Structures	1,366	5,000	1,857	5,000	5,000	5,000	3,143
2114	Medical Dental & Lab Supplies	7,281	6,500	(881)	6,500	6,500	6,500	7,381
2117	Office Expense	2,866	4,500	4,269	7,900	7,900	7,900	3,631
2118	Professional & Special Service	3,798	780	189	780	780	780	591
2120	Rents & Leases - Equipment	5,735	3,156	1,042	2,100	2,100	2,100	1,058
2122	Minor Equipment	0	0	163	0	0	0	(163)
2123	Special Departmental Expense	1,069	3,500	599	2,200	2,200	2,200	1,601
2125	Transportation & Travel	693	500	583	500	500	500	(83)
2126	Utilities	8,627	7,706	5,477	7,706	7,706	7,706	2,229
2140	Late Fees & Penalties	18	0	4	0	0	0	(4)
2148	Computer Software	0	0	70	0	0	0	(70)
2207	AB 2034	0	0	1,078	0	0	0	(1,078)
2217	Books & Periodicals	492	400	0	0	0	0	0
2225	Transportation-Out of County	3,286	0	0	13,479	13,479	13,479	13,479
2261	Client Related Transportation	0	0	2,160	2,500	2,500	2,500	340
2317	Office Expense - Equipment	0	0	3,099	0	0	0	(3,099)
2324	Special Dept Exp-Donations	501	1,500	458	0	0	0	(458)
2614	Staff Development & Training	164	2,500	110	0	0	0	(110)
Total Services and Supplies		**50,538**	**55,320**	**38,845**	**73,633**	**73,633**	**73,633**	**34,788**

County of Humboldt
Schedule 9- Budget Unit Expenditure Detail
2019-20 Budget

Object		2017-18 Actual	2018-19 Adopted	2018-19 Actual	2019-20 Request	2019-20 Recommended	2019-20 Proposed	Increase (Decrease)
Other Charges								
3137	Central Services Charges	14,423	14,423	0	0	0	0	0
3202	DHHS Administration	46,322	46,322	0	46,322	46,322	46,322	46,322
3513	Communications/Utility Charges	104	164	164	168	168	168	4
3517	ADA ISF Charges	0	6,638	6,638	258,760	258,760	258,760	252,122
3928	Expenditure Reimbursement	0	23,680	0	0	0	0	0
3940	Purchasing & Disposition Chg	2,506	1,674	1,674	1,470	1,470	1,470	(204)
Total Other Charges		**63,355**	**92,901**	**8,476**	**306,720**	**306,720**	**306,720**	**298,244**
Fixed Assets								
8174	Telephone System	0	5,000	26	35,000	35,000	35,000	34,974
8862	Safety Equipment	0	30,000	0	30,000	30,000	30,000	30,000
8921	Medical-Equipment	0	12,350	0	12,350	12,350	12,350	12,350
8968	Landscaping	0	35,000	0	35,000	35,000	35,000	35,000
8998	Building Modification	0	50,000	27	80,000	80,000	80,000	79,973
Total Fixed Assets		**0**	**132,350**	**53**	**192,350**	**192,350**	**192,350**	**192,297**
Special Items								
9311	CalWORKs	(381,948)	(522,550)	(295,936)	0	0	0	295,936
9318	Drug Medi-Cal	(40,781)	(71,060)	0	0	0	0	0
9319	AOD-Perinatal Set-Aside	(51,039)	(51,039)	0	0	0	0	0
9320	AOD-Perinatal Treatment	(157,271)	(169,206)	0	0	0	0	0
9322	Mental Health/EPSDT	(11,762)	(13,359)	0	0	0	0	0
9323	Mental Health/FFP	(39,250)	(133,437)	0	0	0	0	0
Total Special Items		**(682,051)**	**(960,651)**	**(295,936)**	**0**	**0**	**0**	**295,936**
Other Financing Uses								
9108	Interfund ExpenditureCost Plan	0	0	0	8,788	8,788	8,788	8,788
Total Other Financing Uses		**0**	**0**	**0**	**8,788**	**8,788**	**8,788**	**8,788**
Total 431 Healthy Moms		**(2,222)**	**1,500**	**428,624**	**1,383,718**	**1,383,718**	**1,383,718**	**955,094**
432 Local Oversight Program								
Salaries & Employee Benefits								

County of Humboldt
Schedule 9- Budget Unit Expenditure Detail
2019-20 Budget

Object		2017-18 Actual	2018-19 Adopted	2018-19 Actual	2019-20 Request	2019-20 Recommended	2019-20 Proposed	Increase (Decrease)
Total Salaries & Employee Benefits		**0**	**0**	**0**	**0**	**0**	**0**	**0**
Services and Supplies								
2106	Communications	1,047	0	0	0	0	0	0
2107	Duplicating	369	0	0	0	0	0	0
2109	Household Expense	3	0	0	0	0	0	0
2110	Insurance	1,696	0	0	0	0	0	0
2115	Memberships	186	0	0	0	0	0	0
2116	Postage	85	0	0	0	0	0	0
2117	Office Expense	290	0	0	0	0	0	0
2118	Professional & Special Service	600	0	0	0	0	0	0
2120	Rents & Leases - Equipment	26	0	0	0	0	0	0
2121	Rents & Leases - Structures	7,222	0	0	0	0	0	0
2126	Utilities	516	0	0	0	0	0	0
2148	Computer Software	2,815	0	0	0	0	0	0
2194	Recruiting and Employment Cost	31	0	0	0	0	0	0
2217	Books & Periodicals	20	0	0	0	0	0	0
2225	Transportation-Out of County	795	0	0	0	0	0	0
2614	Staff Development & Training	215	0	0	0	0	0	0
Total Services and Supplies		**15,916**	**0**	**0**	**0**	**0**	**0**	**0**
Other Charges								
3125	Information Services Charges	2,225	0	0	0	0	0	0
3137	Central Services Charges	1,994	0	0	0	0	0	0
3928	Expenditure Reimbursement	189,606	0	0	0	0	0	0
3940	Purchasing & Disposition Chg	44	0	0	0	0	0	0
Total Other Charges		**193,869**	**0**	**0**	**0**	**0**	**0**	**0**
Fixed Assets								
Total Fixed Assets		**0**	**0**	**0**	**0**	**0**	**0**	**0**
Other Financing Uses								
Total Other Financing Uses		**0**	**0**	**0**	**0**	**0**	**0**	**0**
Total 432 Local Oversight Program		**209,785**	**0**	**0**	**0**	**0**	**0**	**0**

County of Humboldt
Schedule 9- Budget Unit Expenditure Detail
2019-20 Budget

Object		2017-18 Actual	2018-19 Adopted	2018-19 Actual	2019-20 Request	2019-20 Recommended	2019-20 Proposed	Increase (Decrease)
433 Nutrition & Physical Activity								
Salaries & Employee Benefits								
1475	Salaries/Benefits Cost Share	0	0	60,386	270,383	270,383	270,383	209,997
Total Salaries & Employee Benefits		**0**	**0**	**60,386**	**270,383**	**270,383**	**270,383**	**209,997**
Services and Supplies								
2103	Clothing / Employee	318	0	0	0	0	0	0
2104	Agricultural	0	0	415	1,063	1,063	1,063	648
2106	Communications	1,191	1,818	238	848	848	848	610
2107	Duplicating	892	1,360	449	0	0	0	(449)
2108	Food	1,554	2,438	1,379	1,700	1,700	1,700	321
2109	Household Expense	272	26	905	35	35	35	(870)
2110	Insurance	1,247	1,717	1,412	1,706	1,706	1,706	294
2112	Maintenance-Equipment	0	14	245	10	10	10	(235)
2113	Maintenance-Structures	36	40	0	28	28	28	28
2115	Memberships	0	155	0	0	0	0	0
2116	Postage	0	200	0	0	0	0	0
2117	Office Expense	610	1,000	648	3,207	3,207	3,207	2,559
2118	Professional & Special Service	0	1,657	6,929	51,015	51,015	51,015	44,086
2120	Rents & Leases - Equipment	110	66	63	105	105	105	42
2121	Rents & Leases - Structures	11,141	14,712	7,226	8,917	8,917	8,917	1,691
2125	Transportation & Travel	485	1,472	224	696	696	696	472
2126	Utilities	737	885	395	721	721	721	326
2140	Late Fees & Penalties	0	20	0	20	20	20	20
2147	Media	2,425	2,425	0	0	0	0	0
2194	Recruiting and Employment Cost	49	50	0	0	0	0	0
2217	Books & Periodicals	749	500	0	0	0	0	0
2225	Transportation-Out of County	4,959	4,334	2,602	2,245	2,245	2,245	(357)
Total Services and Supplies		**26,775**	**34,889**	**23,130**	**72,316**	**72,316**	**72,316**	**49,186**
Other Charges								
3027	HCOE PARTNERSHIP	81,530	55,064	33,387	0	0	0	(33,387)
3028	NATIVE AMERICAN INITIATIVE	58,230	75,000	26,040	0	0	0	(26,040)
3125	Information Services Charges	1,962	1,942	1,867	2,131	2,131	2,131	264

Object		2017-18 Actual	2018-19 Adopted	2018-19 Actual	2019-20 Request	2019-20 Recommended	2019-20 Proposed	Increase (Decrease)
3137	Central Services Charges	678	679	0	0	0	0	0
3281	ADA Projects	0	1,114	0	0	0	0	0
3441	Nutrition Education	224,755	283,426	42,881	13,510	13,510	13,510	(29,371)
3513	Communications/Utility Charges	104	164	164	168	168	168	4
3517	ADA ISF Charges	0	0	989	2,361	2,361	2,361	1,372
3928	Expenditure Reimbursement	177,567	155,051	0	0	0	0	0
3940	Purchasing & Disposition Chg	2,141	804	804	634	634	634	(170)
Total Other Charges		**546,967**	**573,244**	**106,132**	**18,804**	**18,804**	**18,804**	**(87,328)**
Fixed Assets								
Total Fixed Assets		**0**	**0**	**0**	**0**	**0**	**0**	**0**
Special Items								
9235	Intrafund Expenditure	0	0	116,406	0	0	0	(116,406)
9367	CalFresh (SSB)	(231,852)	(283,426)	(74,822)	0	0	0	74,822
Total Special Items		**(231,852)**	**(283,426)**	**41,584**	**0**	**0**	**0**	**(41,584)**
Other Financing Uses								
9108	Interfund ExpenditureCost Plan	0	0	0	1,269	1,269	1,269	1,269
Total Other Financing Uses		**0**	**0**	**0**	**1,269**	**1,269**	**1,269**	**1,269**
Total 433 Nutrition & Physical Activity		**341,890**	**324,707**	**231,232**	**362,772**	**362,772**	**362,772**	**131,540**
434 Health-Outside Agency Support								
Salaries & Employee Benefits								
1475	Salaries/Benefits Cost Share	0	0	15,192	58,016	58,016	58,016	42,824
Total Salaries & Employee Benefits		**0**	**0**	**15,192**	**58,016**	**58,016**	**58,016**	**42,824**
Services and Supplies								
Total Services and Supplies		**0**	**0**	**0**	**0**	**0**	**0**	**0**
Other Charges								
3178	Substance Abuse Programs	60,483	65,000	37,529	6,984	6,984	6,984	(30,545)
3180	NCEMS - County Match	36,999	36,999	36,999	36,999	36,999	36,999	0
3181	HMRT-County Share	28,356	30,000	28,356	30,000	30,000	30,000	1,644

Object		2017-18 Actual	2018-19 Adopted	2018-19 Actual	2019-20 Request	2019-20 Recommended	2019-20 Proposed	Increase (Decrease)
3940	Purchasing & Disposition Chg	160	65	65	387	387	387	322
Total Other Charges		**125,998**	**132,064**	**102,949**	**74,370**	**74,370**	**74,370**	**(28,579)**
Fixed Assets								
Total Fixed Assets		**0**	**0**	**0**	**0**	**0**	**0**	**0**
Total 434 Health-Outside Agency Support		**125,998**	**132,064**	**118,141**	**132,386**	**132,386**	**132,386**	**14,245**
435 Public Health Laboratory								
Salaries & Employee Benefits								
1100	Salaries And Wages	363,809	517,531	361,782	536,064	536,064	536,064	174,282
1400	Extra Help	0	0	0	12,903	12,903	12,903	12,903
1450	Unemployment Insurance	704	984	667	1,419	1,419	1,419	752
1460	Overtime	157	0	229	0	0	0	(229)
1470	Health Insurance	79,968	121,574	67,026	108,958	108,958	108,958	41,932
1471	Life & Air Travel Insurance	338	405	310	405	405	405	95
1472	Dental Insurance	6,313	7,920	6,000	7,656	7,656	7,656	1,656
1475	Salaries/Benefits Cost Share	(140,570)	(226,940)	(143,894)	(174,340)	(174,340)	(174,340)	(30,446)
1500	Retirement	85,238	131,298	92,003	145,483	145,483	145,483	53,480
1510	PARS Contribution	1,797	5,176	3,887	8,041	8,041	8,041	4,154
1600	FICA	27,372	39,592	27,349	41,996	41,996	41,996	14,647
1700	Workers' Compensation	8,595	11,279	11,279	13,482	13,482	13,482	2,203
Total Salaries & Employee Benefits		**433,721**	**608,819**	**426,638**	**702,067**	**702,067**	**702,067**	**275,429**
Services and Supplies								
2103	Clothing / Employee	0	0	28	0	0	0	(28)
2104	Agricultural	0	0	0	485	485	485	485
2106	Communications	3,187	4,099	2,362	3,915	3,915	3,915	1,553
2107	Duplicating	2,859	1,833	320	0	0	0	(320)
2108	Food	0	0	104	0	0	0	(104)
2109	Household Expense	3,366	2,800	2,547	3,279	3,279	3,279	732
2110	Insurance	14,892	22,926	20,432	45,154	45,154	45,154	24,722
2112	Maintenance-Equipment	436	3,654	4,585	4,348	4,348	4,348	(237)
2113	Maintenance-Structures	2,135	2,705	4,319	52,600	52,600	52,600	48,281
2114	Medical Dental & Lab Supplies	92,857	100,350	74,592	95,000	95,000	95,000	20,408

County of Humboldt
Schedule 9- Budget Unit Expenditure Detail
2019-20 Budget

Object		2017-18 Actual	2018-19 Adopted	2018-19 Actual	2019-20 Request	2019-20 Recommended	2019-20 Proposed	Increase (Decrease)
2115	Memberships	600	600	200	575	575	575	375
2116	Postage	12,074	10,000	11,035	0	0	0	(11,035)
2117	Office Expense	7,114	7,450	2,918	19,744	19,744	19,744	16,826
2118	Professional & Special Service	71,881	49,616	53,691	47,500	47,500	47,500	(6,191)
2120	Rents & Leases - Equipment	1,383	234	1,727	1,745	1,745	1,745	18
2122	Minor Equipment	0	0	18	0	0	0	(18)
2123	Special Departmental Expense	40	0	0	0	0	0	0
2125	Transportation & Travel	3,027	4,000	2,231	4,560	4,560	4,560	2,329
2126	Utilities	14,986	17,032	7,773	12,287	12,287	12,287	4,514
2129	Drinking Water	0	0	548	0	0	0	(548)
2148	Computer Software	35,290	13,600	15,950	18,000	18,000	18,000	2,050
2194	Recruiting and Employment Cost	2,699	1,677	1,463	0	0	0	(1,463)
2217	Books & Periodicals	40	358	44	0	0	0	(44)
2225	Transportation-Out of County	11,503	6,118	12,960	8,000	8,000	8,000	(4,960)
2317	Office Expense - Equipment	1,109	8,400	2,110	0	0	0	(2,110)
2345	Lab Annex/Modular	0	0	58	0	0	0	(58)
2614	Staff Development & Training	4,543	200	430	500	500	500	70
Total Services and Supplies		**286,021**	**257,652**	**222,445**	**317,692**	**317,692**	**317,692**	**95,247**
Other Charges								
3109	Grant Fund Disbursements	(643)	0	0	0	0	0	0
3125	Information Services Charges	9,380	10,518	9,076	12,518	12,518	12,518	3,442
3137	Central Services Charges	10,404	10,405	0	0	0	0	0
3281	ADA Projects	0	6,675	0	0	0	0	0
3513	Communications/Utility Charges	65	89	89	90	90	90	1
3517	ADA ISF Charges	0	0	5,988	9,379	9,379	9,379	3,391
3928	Expenditure Reimbursement	29,259	48,700	0	0	0	0	0
3940	Purchasing & Disposition Chg	4,531	3,140	3,140	2,569	2,569	2,569	(571)
Total Other Charges		**52,996**	**79,527**	**18,293**	**24,556**	**24,556**	**24,556**	**6,263**
Fixed Assets								
8437	Refrigerator	9,426	12,000	0	0	0	0	0
8777	Vehicle-Auto	0	28,500	0	0	0	0	0
8914	Incubator	0	0	5,401	0	0	0	(5,401)
8989	Equipment-Miscellaneous	0	109,370	0	103,370	103,370	103,370	103,370

Object		2017-18 Actual	2018-19 Adopted	2018-19 Actual	2019-20 Request	2019-20 Recommended	2019-20 Proposed	Increase (Decrease)
Total Fixed Assets		**9,426**	**149,870**	**5,401**	**103,370**	**103,370**	**103,370**	**97,969**
Special Items								
9235	Intrafund Expenditure	0	0	26,114	0	0	0	(26,114)
9363	Lab Fees	(15,206)	(21,500)	(5,900)	0	0	0	5,900
Total Special Items		**(15,206)**	**(21,500)**	**20,214**	**0**	**0**	**0**	**(20,214)**
Other Financing Uses								
9108	Interfund ExpenditureCost Plan	0	0	0	13,108	13,108	13,108	13,108
Total Other Financing Uses		**0**	**0**	**0**	**13,108**	**13,108**	**13,108**	**13,108**
Total 435 Public Health Laboratory		**766,958**	**1,074,368**	**692,991**	**1,160,793**	**1,160,793**	**1,160,793**	**467,802**
436 Health-Project Lean								
Salaries & Employee Benefits								
Total Salaries & Employee Benefits		**0**	**0**	**0**	**0**	**0**	**0**	**0**
Services and Supplies								
Total Services and Supplies		**0**	**0**	**0**	**0**	**0**	**0**	**0**
Other Charges								
Total Other Charges		**0**	**0**	**0**	**0**	**0**	**0**	**0**
Fixed Assets								
Total Fixed Assets		**0**	**0**	**0**	**0**	**0**	**0**	**0**
Total 436 Health-Project Lean		**0**	**0**	**0**	**0**	**0**	**0**	**0**
437 CARE NorCAP								
Salaries & Employee Benefits								
1475	Salaries/Benefits Cost Share	0	0	175,459	715,930	715,930	715,930	540,471
Total Salaries & Employee Benefits		**0**	**0**	**175,459**	**715,930**	**715,930**	**715,930**	**540,471**
Services and Supplies								
2103	Clothing / Employee	0	0	33	0	0	0	(33)

County of Humboldt
Schedule 9- Budget Unit Expenditure Detail
2019-20 Budget

Object		2017-18 Actual	2018-19 Adopted	2018-19 Actual	2019-20 Request	2019-20 Recommended	2019-20 Proposed	Increase (Decrease)
2106	Communications	4,108	9,353	1,643	6,448	6,448	6,448	4,805
2107	Duplicating	599	820	0	0	0	0	0
2108	Food	0	0	266	0	0	0	(266)
2109	Household Expense	22	14	698	32	32	32	(666)
2110	Insurance	2,531	3,926	2,070	1,863	1,863	1,863	(207)
2112	Maintenance-Equipment	0	28	116	11	11	11	(105)
2113	Maintenance-Structures	45	84	0	31	31	31	31
2115	Memberships	113	115	0	115	115	115	115
2116	Postage	50	80	28	0	0	0	(28)
2117	Office Expense	385	350	1,150	350	350	350	(800)
2118	Professional & Special Service	5,179	6,140	8,170	9,740	9,740	9,740	1,570
2120	Rents & Leases - Equipment	100	70	80	108	108	108	28
2121	Rents & Leases - Structures	15,039	21,565	8,709	9,700	9,700	9,700	991
2123	Special Departmental Expense	13	0	796	0	0	0	(796)
2125	Transportation & Travel	3,128	6,000	2,542	2,500	2,500	2,500	(42)
2126	Utilities	932	1,699	507	571	571	571	64
2140	Late Fees & Penalties	0	20	25	25	25	25	0
2148	Computer Software	736	500	335	0	0	0	(335)
2194	Recruiting and Employment Cost	101	600	0	0	0	0	0
2217	Books & Periodicals	40	40	767	0	0	0	(767)
2225	Transportation-Out of County	1,178	1,200	1,164	0	0	0	(1,164)
2317	Office Expense - Equipment	3,220	2,200	0	0	0	0	0
2324	Special Dept Exp-Donations	920	2,500	1,137	2,500	2,500	2,500	1,363
2449	Health Ed	0	0	6,731	80,000	80,000	80,000	73,269
2545	Hepatitis C High Risk Program	0	194,135	19,087	58,705	58,705	58,705	39,618
2554	Client Incentives	0	0	1,000	0	0	0	(1,000)
2614	Staff Development & Training	175	120	548	120	120	120	(428)
Total Services and Supplies		**38,614**	**251,559**	**57,602**	**172,819**	**172,819**	**172,819**	**115,217**
Other Charges								
3023	Health Access	34,919	64,941	29,293	22,058	22,058	22,058	(7,235)
3109	Grant Fund Disbursements	53,082	0	0	0	0	0	0
3125	Information Services Charges	3,900	4,558	2,777	2,263	2,263	2,263	(514)
3137	Central Services Charges	1,845	2,105	0	0	0	0	0
3281	ADA Projects	0	2,629	0	0	0	0	0

Object		2017-18 Actual	2018-19 Adopted	2018-19 Actual	2019-20 Request	2019-20 Recommended	2019-20 Proposed	Increase (Decrease)
3327	Prevention Services	70,159	62,363	34,563	0	0	0	(34,563)
3451	'MAA/TCM' Admin Costs/Health	12,501	19,500	0	0	0	0	0
3460	HOPWA-Housing Expense(NORCAP)	0	0	18,620	0	0	0	(18,620)
3479	Care for the Poor	321,707	300,000	113,072	43,402	43,402	43,402	(69,670)
3502	State ADAP Grant	23,430	16,764	9,813	2,954	2,954	2,954	(6,859)
3513	Communications/Utility Charges	35	55	0	56	56	56	56
3517	ADA ISF Charges	0	0	1,467	2,435	2,435	2,435	968
3928	Expenditure Reimbursement	101,295	144,882	0	0	0	0	0
3940	Purchasing & Disposition Chg	772	1,116	1,116	943	943	943	(173)
Total Other Charges		**623,645**	**618,913**	**210,721**	**74,111**	**74,111**	**74,111**	**(136,610)**
Fixed Assets								
8774	Vehicle-Van	0	80,000	0	89,999	89,999	89,999	89,999
Total Fixed Assets		**0**	**80,000**	**0**	**89,999**	**89,999**	**89,999**	**89,999**
Special Items								
9138	Intrafund Transfer	0	(194,135)	0	(194,135)	(194,135)	(194,135)	(194,135)
9235	Intrafund Expenditure	0	0	109,010	0	0	0	(109,010)
Total Special Items		**0**	**(194,135)**	**109,010**	**(194,135)**	**(194,135)**	**(194,135)**	**(303,145)**
Other Financing Uses								
9108	Interfund ExpenditureCost Plan	0	0	0	1,077	1,077	1,077	1,077
Total Other Financing Uses		**0**	**0**	**0**	**1,077**	**1,077**	**1,077**	**1,077**
Total 437 CARE NorCAP		**662,259**	**756,337**	**552,792**	**859,801**	**859,801**	**859,801**	**307,009**
438 Solid Waste Disposal								
Salaries & Employee Benefits								
Total Salaries & Employee Benefits		**0**	**0**	**0**	**0**	**0**	**0**	**0**
Services and Supplies								
2103	Clothing / Employee	0	0	97	0	0	0	(97)
2110	Insurance	0	11,000	0	11,000	11,000	11,000	11,000
2112	Maintenance-Equipment	0	4,000	0	4,000	4,000	4,000	4,000
2113	Maintenance-Structures	1,043	1,500	0	5,000	5,000	5,000	5,000

Object		2017-18 Actual	2018-19 Adopted	2018-19 Actual	2019-20 Request	2019-20 Recommended	2019-20 Proposed	Increase (Decrease)
2116	Postage	0	50	0	0	0	0	0
2117	Office Expense	0	100	0	0	0	0	0
2118	Professional & Special Service	522,796	520,000	384,276	520,000	520,000	520,000	135,724
2119	Publications & Legal Notices	0	1,500	0	1,000	1,000	1,000	1,000
2121	Rents & Leases - Structures	100	100	100	100	100	100	0
2123	Special Departmental Expense	0	4,000	0	0	0	0	0
2125	Transportation & Travel	0	100	0	100	100	100	100
Total Services and Supplies		**523,939**	**542,350**	**384,473**	**541,200**	**541,200**	**541,200**	**156,727**
Other Charges								
3125	Information Services Charges	1,523	1,580	1,580	1,869	1,869	1,869	289
3137	Central Services Charges	(3,173)	(3,173)	0	(5,788)	(5,788)	(5,788)	(5,788)
3146	Table Bluff Dev & Correction	42,945	71,600	23,853	150,000	150,000	150,000	126,147
3928	Expenditure Reimbursement	30,869	56,000	17,863	60,000	60,000	60,000	42,137
3931	Repairs-Redway Transfer Statn	3,935	9,100	1,495	7,000	7,000	7,000	5,505
3940	Purchasing & Disposition Chg	364	221	221	325	325	325	104
Total Other Charges		**76,463**	**135,328**	**45,012**	**213,406**	**213,406**	**213,406**	**168,394**
Fixed Assets								
8791	Solid Waste Container	0	0	0	17,000	17,000	17,000	17,000
8943	Redway Transfer Station	0	1,000,000	43,558	800,000	800,000	800,000	756,442
8989	Equipment-Miscellaneous	0	16,500	34,962	0	0	0	(34,962)
8998	Building Modification	3,407	15,000	3,790	0	0	0	(3,790)
Total Fixed Assets		**3,407**	**1,031,500**	**82,310**	**817,000**	**817,000**	**817,000**	**734,690**
Total 438 Solid Waste Disposal		**603,809**	**1,709,178**	**511,795**	**1,571,606**	**1,571,606**	**1,571,606**	**1,059,811**
442 Health-Street Outreach								
Salaries & Employee Benefits								
Total Salaries & Employee Benefits		**0**	**0**	**0**	**0**	**0**	**0**	**0**
Services and Supplies								
Total Services and Supplies		**0**	**0**	**0**	**0**	**0**	**0**	**0**
Other Charges								

Object	2017-18 Actual	2018-19 Adopted	2018-19 Actual	2019-20 Request	2019-20 Recommended	2019-20 Proposed	Increase (Decrease)
Total Other Charges	0	0	0	0	0	0	0
Fixed Assets							
Total Fixed Assets	0	0	0	0	0	0	0
Total 442 Health-Street Outreach	0	0	0	0	0	0	0
443 O&A Youth							
Services and Supplies							
Total Services and Supplies	0	0	0	0	0	0	0
Total 443 O&A Youth	0	0	0	0	0	0	0
447 High Risk Prevention Case Mgmt							
Salaries & Employee Benefits							
Total Salaries & Employee Benefits	0	0	0	0	0	0	0
Services and Supplies							
Total Services and Supplies	0	0	0	0	0	0	0
Other Charges							
Total Other Charges	0	0	0	0	0	0	0
Fixed Assets							
Total Fixed Assets	0	0	0	0	0	0	0
Total 447 High Risk Prevention Case Mgmt	0	0	0	0	0	0	0
448 Bridge Project							
Services and Supplies							
Total Services and Supplies	0	0	0	0	0	0	0
Other Charges							
Total Other Charges	0	0	0	0	0	0	0

County of Humboldt
Schedule 9- Budget Unit Expenditure Detail
2019-20 Budget

Object		2017-18 Actual	2018-19 Adopted	2018-19 Actual	2019-20 Request	2019-20 Recommended	2019-20 Proposed	Increase (Decrease)
Fixed Assets								
Total Fixed Assets		**0**	**0**	**0**	**0**	**0**	**0**	**0**
Total 448 Bridge Project		**0**	**0**	**0**	**0**	**0**	**0**	**0**
449 Fiscal Agent								
Salaries & Employee Benefits								
1475	Salaries/Benefits Cost Share	0	0	23,022	71,683	71,683	71,683	48,661
Total Salaries & Employee Benefits		**0**	**0**	**23,022**	**71,683**	**71,683**	**71,683**	**48,661**
Services and Supplies								
2106	Communications	106	167	15	63	63	63	48
2109	Household Expense	2	2	3	5	5	5	2
2110	Insurance	179	330	250	336	336	336	86
2112	Maintenance-Equipment	0	2	18	2	2	2	(16)
2113	Maintenance-Structures	3	5	0	5	5	5	5
2116	Postage	0	25	0	0	0	0	0
2117	Office Expense	7	20	7	30	30	30	23
2118	Professional & Special Service	0	0	2	3	3	3	1
2120	Rents & Leases - Equipment	8	5	8	15	15	15	7
2121	Rents & Leases - Structures	924	1,067	768	1,064	1,064	1,064	296
2126	Utilities	73	100	49	78	78	78	29
Total Services and Supplies		**1,302**	**1,723**	**1,120**	**1,601**	**1,601**	**1,601**	**481**
Other Charges								
3109	Grant Fund Disbursements	31,775	72,144	60,730	72,144	72,144	72,144	11,414
3125	Information Services Charges	260	282	294	369	369	369	75
3137	Central Services Charges	60	70	0	0	0	0	0
3182	CMSP Wellness Grant	128,047	120,240	48,658	18,307	18,307	18,307	(30,351)
3281	ADA Projects	0	157	0	0	0	0	0
3517	ADA ISF Charges	0	0	157	386	386	386	229
3928	Expenditure Reimbursement	7,308	26,000	0	0	0	0	0
3940	Purchasing & Disposition Chg	0	13	13	0	0	0	(13)
Total Other Charges		**167,450**	**218,906**	**109,852**	**91,206**	**91,206**	**91,206**	**(18,646)**

County of Humboldt
Schedule 9- Budget Unit Expenditure Detail
2019-20 Budget

Object		2017-18 Actual	2018-19 Adopted	2018-19 Actual	2019-20 Request	2019-20 Recommended	2019-20 Proposed	Increase (Decrease)
Fixed Assets								
Total Fixed Assets		**0**	**0**	**0**	**0**	**0**	**0**	**0**
Special Items								
9235	Intrafund Expenditure	0	0	7,235	0	0	0	(7,235)
Total Special Items		**0**	**0**	**7,235**	**0**	**0**	**0**	**(7,235)**
Other Financing Uses								
9108	Interfund ExpenditureCost Plan	0	0	0	271	271	271	271
Total Other Financing Uses		**0**	**0**	**0**	**271**	**271**	**271**	**271**
Total 449 Fiscal Agent		**168,752**	**220,629**	**141,229**	**164,761**	**164,761**	**164,761**	**23,532**
451 Drug Free Community								
Salaries & Employee Benefits								
1475	Salaries/Benefits Cost Share	0	0	32,658	98,878	98,878	98,878	66,220
Total Salaries & Employee Benefits		**0**	**0**	**32,658**	**98,878**	**98,878**	**98,878**	**66,220**
Services and Supplies								
2106	Communications	0	0	68	408	408	408	340
2109	Household Expense	0	0	8	22	22	22	14
2110	Insurance	0	0	805	1,140	1,140	1,140	335
2112	Maintenance-Equipment	0	0	0	15	15	15	15
2113	Maintenance-Structures	0	0	0	25	25	25	25
2117	Office Expense	0	0	23	900	900	900	877
2118	Professional & Special Service	0	0	9	14	14	14	5
2120	Rents & Leases - Equipment	0	0	30	74	74	74	44
2121	Rents & Leases - Structures	0	0	2,235	5,320	5,320	5,320	3,085
2125	Transportation & Travel	0	0	0	406	406	406	406
2126	Utilities	0	0	184	390	390	390	206
2225	Transportation-Out of County	0	0	13,384	13,993	13,993	13,993	609
Total Services and Supplies		**0**	**0**	**16,746**	**22,707**	**22,707**	**22,707**	**5,961**
Other Charges								
3125	Information Services Charges	0	0	1,014	1,512	1,512	1,512	498

County of Humboldt
Schedule 9- Budget Unit Expenditure Detail
2019-20 Budget

Object		2017-18 Actual	2018-19 Adopted	2018-19 Actual	2019-20 Request	2019-20 Recommended	2019-20 Proposed	Increase (Decrease)
3517	ADA ISF Charges	0	0	539	1,714	1,714	1,714	1,175
Total Other Charges		**0**	**0**	**1,553**	**3,226**	**3,226**	**3,226**	**1,673**
Fixed Assets								
Total Fixed Assets		**0**	**0**	**0**	**0**	**0**	**0**	**0**
Other Financing Uses								
9108	Interfund ExpenditureCost Plan	0	0	0	189	189	189	189
Total Other Financing Uses		**0**	**0**	**0**	**189**	**189**	**189**	**189**
Total 451 Drug Free Community		**0**	**0**	**50,957**	**125,000**	**125,000**	**125,000**	**74,043**
452 AOD Prevention								
Salaries & Employee Benefits								
1475	Salaries/Benefits Cost Share	0	0	54,645	289,509	289,509	289,509	234,864
Total Salaries & Employee Benefits		**0**	**0**	**54,645**	**289,509**	**289,509**	**289,509**	**234,864**
Services and Supplies								
2106	Communications	1,819	1,982	632	1,079	1,079	1,079	447
2107	Duplicating	1,844	1,455	0	0	0	0	0
2108	Food	877	150	16	150	150	150	134
2109	Household Expense	22	26	23	47	47	47	24
2110	Insurance	1,559	2,134	1,231	2,633	2,633	2,633	1,402
2112	Maintenance-Equipment	0	12	126	15	15	15	(111)
2113	Maintenance-Structures	38	36	0	26	26	26	26
2116	Postage	32	150	50	0	0	0	(50)
2117	Office Expense	303	625	586	1,880	1,880	1,880	1,294
2118	Professional & Special Service	0	0	7,020	9,608	9,608	9,608	2,588
2120	Rents & Leases - Equipment	89	30	59	156	156	156	97
2121	Rents & Leases - Structures	11,062	9,710	6,446	11,936	11,936	11,936	5,490
2123	Special Departmental Expense	13	0	0	0	0	0	0
2125	Transportation & Travel	510	1,134	180	1,276	1,276	1,276	1,096
2126	Utilities	809	712	348	826	826	826	478
2147	Media	2,602	2,500	0	0	0	0	0
2148	Computer Software	399	700	1,210	1,441	1,441	1,441	231

County of Humboldt
Schedule 9- Budget Unit Expenditure Detail
2019-20 Budget

Object		2017-18 Actual	2018-19 Adopted	2018-19 Actual	2019-20 Request	2019-20 Recommended	2019-20 Proposed	Increase (Decrease)
2217	Books & Periodicals	40	80	37	0	0	0	(37)
2225	Transportation-Out of County	4,034	5,500	876	4,919	4,919	4,919	4,043
2313	Hazardous Material Disposal	6,352	7,750	7,205	0	0	0	(7,205)
2317	Office Expense - Equipment	0	750	3,284	0	0	0	(3,284)
2435	Friday Night Live/Club Live	6,000	6,000	6,000	6,000	6,000	6,000	0
2614	Staff Development & Training	30	450	949	450	450	450	(499)
Total Services and Supplies		**38,434**	**41,886**	**36,278**	**42,442**	**42,442**	**42,442**	**6,164**
Other Charges								
3109	Grant Fund Disbursements	99,069	100,000	52,872	15,416	15,416	15,416	(37,456)
3125	Information Services Charges	2,453	2,153	1,584	3,273	3,273	3,273	1,689
3137	Central Services Charges	960	1,837	0	0	0	0	0
3281	ADA Projects	0	1,219	0	0	0	0	0
3327	Prevention Services	28,719	40,000	18,732	9,600	9,600	9,600	(9,132)
3517	ADA ISF Charges	0	0	841	3,419	3,419	3,419	2,578
3928	Expenditure Reimbursement	161,343	167,196	0	0	0	0	0
3940	Purchasing & Disposition Chg	874	363	363	712	712	712	349
Total Other Charges		**293,418**	**312,768**	**74,392**	**32,420**	**32,420**	**32,420**	**(41,972)**
Fixed Assets								
Total Fixed Assets		**0**	**0**	**0**	**0**	**0**	**0**	**0**
Special Items								
9235	Intrafund Expenditure	0	0	56,135	0	0	0	(56,135)
9321	AOD Prevention	(203,071)	(207,765)	(67,120)	0	0	0	67,120
Total Special Items		**(203,071)**	**(207,765)**	**(10,985)**	**0**	**0**	**0**	**10,985**
Other Financing Uses								
9108	Interfund ExpenditureCost Plan	0	0	0	1,687	1,687	1,687	1,687
Total Other Financing Uses		**0**	**0**	**0**	**1,687**	**1,687**	**1,687**	**1,687**
Total 452 AOD Prevention		**128,781**	**146,889**	**154,330**	**366,058**	**366,058**	**366,058**	**211,728**
453 Binge Drinking Reduction								
Services and Supplies								

County of Humboldt
Schedule 9- Budget Unit Expenditure Detail
2019-20 Budget

Object		2017-18 Actual	2018-19 Adopted	2018-19 Actual	2019-20 Request	2019-20 Recommended	2019-20 Proposed	Increase (Decrease)
Total Services and Supplies		**0**	**0**	**0**	**0**	**0**	**0**	**0**
Other Charges								
Total Other Charges		**0**	**0**	**0**	**0**	**0**	**0**	**0**
Fixed Assets								
Total Fixed Assets		**0**	**0**	**0**	**0**	**0**	**0**	**0**
Total 453 Binge Drinking Reduction		**0**	**0**	**0**	**0**	**0**	**0**	**0**
454 Mental Health Services Act-PEI								
Salaries & Employee Benefits								
1475	Salaries/Benefits Cost Share	0	0	80,726	378,013	378,013	378,013	297,287
Total Salaries & Employee Benefits		**0**	**0**	**80,726**	**378,013**	**378,013**	**378,013**	**297,287**
Services and Supplies								
2106	Communications	1,164	1,873	750	848	848	848	98
2107	Duplicating	2,119	1,350	335	0	0	0	(335)
2108	Food	0	0	675	0	0	0	(675)
2109	Household Expense	19	8	36	50	50	50	14
2110	Insurance	968	2,161	1,886	2,621	2,621	2,621	735
2112	Maintenance-Equipment	0	15	179	12	12	12	(167)
2113	Maintenance-Structures	34	43	0	32	32	32	32
2115	Memberships	270	440	0	440	440	440	440
2116	Postage	0	131	0	0	0	0	0
2117	Office Expense	5,653	600	771	493	493	493	(278)
2118	Professional & Special Service	0	5,000	1,793	167	167	167	(1,626)
2120	Rents & Leases - Equipment	80	36	96	166	166	166	70
2121	Rents & Leases - Structures	9,462	11,263	9,744	12,467	12,467	12,467	2,723
2123	Special Departmental Expense	7,853	7,000	2,542	7,000	7,000	7,000	4,458
2125	Transportation & Travel	486	763	204	348	348	348	144
2126	Utilities	696	853	593	882	882	882	289
2147	Media	2,330	1,200	4,509	0	0	0	(4,509)
2148	Computer Software	1,844	1,600	0	0	0	0	0
2217	Books & Periodicals	125	40	262	0	0	0	(262)

Object		2017-18 Actual	2018-19 Adopted	2018-19 Actual	2019-20 Request	2019-20 Recommended	2019-20 Proposed	Increase (Decrease)
2225	Transportation-Out of County	13,967	7,600	2,050	0	0	0	(2,050)
2317	Office Expense - Equipment	3,460	3,950	0	0	0	0	0
2554	Client Incentives	0	650	2,598	400	400	400	(2,198)
2614	Staff Development & Training	4,206	1,900	2,100	356	356	356	(1,744)
Total Services and Supplies		**54,736**	**48,476**	**31,123**	**26,282**	**26,282**	**26,282**	**(4,841)**
Other Charges								
3015	Stigma & Discrimination Reduct	173,794	186,569	99,131	16,979	16,979	16,979	(82,152)
3105	CWSOIP MH	0	0	11	0	0	0	(11)
3125	Information Services Charges	1,487	2,450	2,489	3,354	3,354	3,354	865
3137	Central Services Charges	507	959	0	0	0	0	0
3206	Mental Health Services	6,758	3,500	2,466	0	0	0	(2,466)
3281	ADA Projects	0	1,406	0	0	0	0	0
3517	ADA ISF Charges	0	0	1,319	3,750	3,750	3,750	2,431
3642	Education Services-EAS	948	1,800	1,323	0	0	0	(1,323)
3928	Expenditure Reimbursement	131,626	175,167	0	0	0	0	0
3940	Purchasing & Disposition Chg	1,282	1,414	1,414	3,327	3,327	3,327	1,913
Total Other Charges		**316,402**	**373,265**	**108,153**	**27,410**	**27,410**	**27,410**	**(80,743)**
Fixed Assets								
Total Fixed Assets		**0**	**0**	**0**	**0**	**0**	**0**	**0**
Special Items								
9235	Intrafund Expenditure	0	0	106,453	0	0	0	(106,453)
9329	Mental Health Services Act PEI	(186,423)	(228,172)	(125,795)	0	0	0	125,795
9330	MHSA-Stigma&Discrimntn Reductn	(173,579)	(186,569)	(81,031)	0	0	0	81,031
9381	Cost Applied Other Dept	(1,005)	(4,300)	0	0	0	0	0
Total Special Items		**(361,007)**	**(419,041)**	**(100,373)**	**0**	**0**	**0**	**100,373**
Other Financing Uses								
9108	Interfund ExpenditureCost Plan	0	0	0	2,015	2,015	2,015	2,015
Total Other Financing Uses		**0**	**0**	**0**	**2,015**	**2,015**	**2,015**	**2,015**
Total 454 Mental Health Services Act-PEI		**10,131**	**2,700**	**119,629**	**433,720**	**433,720**	**433,720**	**314,091**

455 PH Preparedness & Response

County of Humboldt
Schedule 9- Budget Unit Expenditure Detail
2019-20 Budget

Object		2017-18 Actual	2018-19 Adopted	2018-19 Actual	2019-20 Request	2019-20 Recommended	2019-20 Proposed	Increase (Decrease)
Salaries & Employee Benefits								
1475	Salaries/Benefits Cost Share	36,123	0	118,415	438,068	438,068	438,068	319,653
Total Salaries & Employee Benefits		**36,123**	**0**	**118,415**	**438,068**	**438,068**	**438,068**	**319,653**
Services and Supplies								
2103	Clothing / Employee	0	0	331	0	0	0	(331)
2106	Communications	3,352	4,000	9,659	10,333	10,333	10,333	674
2107	Duplicating	3,367	1,500	0	0	0	0	0
2108	Food	0	0	85	0	0	0	(85)
2109	Household Expense	269	500	218	500	500	500	282
2110	Insurance	1,057	2,051	1,291	2,808	2,808	2,808	1,517
2112	Maintenance-Equipment	30	2,000	59	2,000	2,000	2,000	1,941
2113	Maintenance-Structures	139	300	30,712	300	300	300	(30,412)
2114	Medical Dental & Lab Supplies	3,715	3,500	11,056	3,500	3,500	3,500	(7,556)
2116	Postage	10	50	1	0	0	0	(1)
2117	Office Expense	1,149	1,500	2,829	2,175	2,175	2,175	(654)
2118	Professional & Special Service	498	7,500	15,021	7,513	7,513	7,513	(7,508)
2120	Rents & Leases - Equipment	569	600	401	600	600	600	199
2121	Rents & Leases - Structures	7,740	7,750	7,740	7,740	7,740	7,740	0
2122	Minor Equipment	0	0	67	0	0	0	(67)
2125	Transportation & Travel	315	500	451	562	562	562	111
2126	Utilities	2,032	1,750	820	1,355	1,355	1,355	535
2148	Computer Software	3,935	7,500	6,919	7,500	7,500	7,500	581
2177	Testing Materials	0	0	(84)	0	0	0	84
2217	Books & Periodicals	120	120	2,050	0	0	0	(2,050)
2225	Transportation-Out of County	3,093	4,200	2,002	4,200	4,200	4,200	2,198
2317	Office Expense - Equipment	8,936	9,000	1,096	0	0	0	(1,096)
2345	Lab Annex/Modular	171,673	291,246	210,098	97,503	97,503	97,503	(112,595)
2614	Staff Development & Training	7,954	15,000	0	10,008	10,008	10,008	10,008
2644	Public Health-Prevention	57,159	64,404	26,199	7,041	7,041	7,041	(19,158)
Total Services and Supplies		**277,112**	**424,971**	**329,021**	**165,638**	**165,638**	**165,638**	**(163,383)**
Other Charges								
3109	Grant Fund Disbursements	55,891	19,400	16,793	24,900	24,900	24,900	8,107
3125	Information Services Charges	1,442	1,379	1,389	1,726	1,726	1,726	337

Object		2017-18 Actual	2018-19 Adopted	2018-19 Actual	2019-20 Request	2019-20 Recommended	2019-20 Proposed	Increase (Decrease)
3137	Central Services Charges	977	2,142	0	0	0	0	0
3177	Health Resources Service Admin	73,707	128,482	108,506	51,368	51,368	51,368	(57,138)
3281	ADA Projects	0	734	0	0	0	0	0
3513	Communications/Utility Charges	139	218	218	223	223	223	5
3517	ADA ISF Charges	0	0	749	1,125	1,125	1,125	376
3928	Expenditure Reimbursement	113,554	109,898	0	0	0	0	0
3940	Purchasing & Disposition Chg	3,190	2,686	2,686	1,749	1,749	1,749	(937)
Total Other Charges		**248,900**	**264,939**	**130,341**	**81,091**	**81,091**	**81,091**	**(49,250)**
Fixed Assets								
8296	Biological Safety Cabinet	0	0	12,210	0	0	0	(12,210)
8910	Microscope	0	0	6,901	0	0	0	(6,901)
8998	Building Modification	0	0	8,971	0	0	0	(8,971)
Total Fixed Assets		**0**	**0**	**28,082**	**0**	**0**	**0**	**(28,082)**
Special Items								
9235	Intrafund Expenditure	0	0	64,277	0	0	0	(64,277)
Total Special Items		**0**	**0**	**64,277**	**0**	**0**	**0**	**(64,277)**
Other Financing Uses								
9108	Interfund ExpenditureCost Plan	0	0	0	1,975	1,975	1,975	1,975
Total Other Financing Uses		**0**	**0**	**0**	**1,975**	**1,975**	**1,975**	**1,975**
Total 455 PH Preparedness & Response		**562,135**	**689,910**	**670,136**	**686,772**	**686,772**	**686,772**	**16,636**
460 MCAH/CCS Personnel Program								
Salaries & Employee Benefits								
1100	Salaries And Wages	977,201	1,341,118	895,708	1,353,123	1,353,123	1,353,123	457,415
1400	Extra Help	48,717	0	7,701	41,040	41,040	41,040	33,339
1450	Unemployment Insurance	1,956	2,549	1,636	3,625	3,625	3,625	1,989
1460	Overtime	496	0	3,847	0	0	0	(3,847)
1470	Health Insurance	149,021	250,361	116,365	179,053	179,053	179,053	62,688
1471	Life & Air Travel Insurance	580	752	475	648	648	648	173
1472	Dental Insurance	10,856	15,120	9,060	12,528	12,528	12,528	3,468
1475	Salaries/Benefits Cost Share	(1,524,585)	(2,089,783)	(400,624)	(2,112,148)	(2,112,148)	(2,112,148)	(1,711,524)

County of Humboldt
Schedule 9- Budget Unit Expenditure Detail
2019-20 Budget

Object		2017-18 Actual	2018-19 Adopted	2018-19 Actual	2019-20 Request	2019-20 Recommended	2019-20 Proposed	Increase (Decrease)
1500	Retirement	232,400	340,242	230,261	367,224	367,224	367,224	136,963
1510	PARS Contribution	4,749	13,412	9,428	20,297	20,297	20,297	10,869
1600	FICA	73,112	102,596	66,765	106,654	106,654	106,654	39,889
1700	Workers' Compensation	27,847	23,633	23,633	27,956	27,956	27,956	4,323
Total Salaries & Employee Benefits		**2,350**	**0**	**964,255**	**0**	**0**	**0**	**(964,255)**
Services and Supplies								
Total Services and Supplies		**0**	**0**	**0**	**0**	**0**	**0**	**0**
Other Charges								
Total Other Charges		**0**	**0**	**0**	**0**	**0**	**0**	**0**
Special Items								
9138	Intrafund Transfer	0	0	(766,525)	0	0	0	766,525
Total Special Items		**0**	**0**	**(766,525)**	**0**	**0**	**0**	**766,525**
Total 460 MCAH/CCS Personnel Program		**2,350**	**0**	**197,730**	**0**	**0**	**0**	**(197,730)**
465 Public Health Pharmacy								
Services and Supplies								
Total Services and Supplies		**0**	**0**	**0**	**0**	**0**	**0**	**0**
Other Charges								
Total Other Charges		**0**	**0**	**0**	**0**	**0**	**0**	**0**
Fixed Assets								
Total Fixed Assets		**0**	**0**	**0**	**0**	**0**	**0**	**0**
Special Items								
Total Special Items		**0**	**0**	**0**	**0**	**0**	**0**	**0**
Total 465 Public Health Pharmacy		**0**	**0**	**0**	**0**	**0**	**0**	**0**
470 HOPWA NorCAP								
Salaries & Employee Benefits								

County of Humboldt
Schedule 9- Budget Unit Expenditure Detail
2019-20 Budget

Object		2017-18 Actual	2018-19 Adopted	2018-19 Actual	2019-20 Request	2019-20 Recommended	2019-20 Proposed	Increase (Decrease)
1475	Salaries/Benefits Cost Share	0	0	6,422	26,684	26,684	26,684	20,262
Total Salaries & Employee Benefits		**0**	**0**	**6,422**	**26,684**	**26,684**	**26,684**	**20,262**
Services and Supplies								
2106	Communications	34	153	12	65	65	65	53
2107	Duplicating	5	50	0	0	0	0	0
2109	Household Expense	1	5	3	5	5	5	2
2110	Insurance	88	384	182	365	365	365	183
2112	Maintenance-Equipment	0	2	16	16	16	16	0
2113	Maintenance-Structures	1	6	0	6	6	6	6
2117	Office Expense	2	20	125	20	20	20	(105)
2118	Professional & Special Service	0	0	2	3	3	3	1
2120	Rents & Leases - Equipment	3	4	6	16	16	16	10
2121	Rents & Leases - Structures	301	979	591	1,096	1,096	1,096	505
2125	Transportation & Travel	95	0	0	0	0	0	0
2126	Utilities	24	78	36	81	81	81	45
Total Services and Supplies		**554**	**1,681**	**973**	**1,673**	**1,673**	**1,673**	**700**
Other Charges								
3125	Information Services Charges	130	313	222	391	391	391	169
3137	Central Services Charges	134	425	0	0	0	0	0
3281	ADA Projects	0	173	0	0	0	0	0
3460	HOPWA-Housing Expense(NORCAP)	41,318	52,134	59,246	59,262	59,262	59,262	16
3517	ADA ISF Charges	0	0	119	405	405	405	286
3928	Expenditure Reimbursement	14,914	27,887	0	0	0	0	0
3940	Purchasing & Disposition Chg	29	52	52	93	93	93	41
Total Other Charges		**56,525**	**80,984**	**59,639**	**60,151**	**60,151**	**60,151**	**512**
Special Items								
9235	Intrafund Expenditure	0	0	9,189	0	0	0	(9,189)
Total Special Items		**0**	**0**	**9,189**	**0**	**0**	**0**	**(9,189)**
Other Financing Uses								
9108	Interfund ExpenditureCost Plan	0	0	0	357	357	357	357
Total Other Financing Uses		**0**	**0**	**0**	**357**	**357**	**357**	**357**

County of Humboldt
Schedule 9- Budget Unit Expenditure Detail
2019-20 Budget

Object		2017-18 Actual	2018-19 Adopted	2018-19 Actual	2019-20 Request	2019-20 Recommended	2019-20 Proposed	Increase (Decrease)
Total 470 HOPWA NorCAP		**57,079**	**82,665**	**76,223**	**88,865**	**88,865**	**88,865**	**12,642**
475 HumWORKS Program								
Services and Supplies								
2108	Food	204	1,100	198	1,100	1,100	1,100	902
2109	Household Expense	0	0	171	0	0	0	(171)
2117	Office Expense	3,120	4,700	4,990	12,450	12,450	12,450	7,460
2118	Professional & Special Service	0	1,020	695	1,020	1,020	1,020	325
2121	Rents & Leases - Structures	770	770	770	770	770	770	0
2123	Special Departmental Expense	1,356	12,500	1,663	1,200	1,200	1,200	(463)
2125	Transportation & Travel	2,588	3,300	2,537	2,400	2,400	2,400	(137)
2129	Drinking Water	0	0	127	0	0	0	(127)
2207	AB 2034	0	0	399	0	0	0	(399)
2217	Books & Periodicals	646	400	1,537	0	0	0	(1,537)
2614	Staff Development & Training	0	2,500	0	1,000	1,000	1,000	1,000
2640	CAL WORKS	0	7,500	0	0	0	0	0
Total Services and Supplies		**8,684**	**33,790**	**13,087**	**19,940**	**19,940**	**19,940**	**6,853**
Other Charges								
3137	Central Services Charges	168	168	0	0	0	0	0
3940	Purchasing & Disposition Chg	583	415	415	774	774	774	359
Total Other Charges		**751**	**583**	**415**	**774**	**774**	**774**	**359**
Fixed Assets								
Total Fixed Assets		**0**	**0**	**0**	**0**	**0**	**0**	**0**
Special Items								
9138	Intrafund Transfer	(9,435)	(34,373)	0	(21,104)	(21,104)	(21,104)	(21,104)
Total Special Items		**(9,435)**	**(34,373)**	**0**	**(21,104)**	**(21,104)**	**(21,104)**	**(21,104)**
Other Financing Uses								
9108	Interfund ExpenditureCost Plan	0	0	0	390	390	390	390
Total Other Financing Uses		**0**	**0**	**0**	**390**	**390**	**390**	**390**
Total 475 HumWORKS Program		**0**	**0**	**13,502**	**0**	**0**	**0**	**(13,502)**

Object		2017-18 Actual	2018-19 Adopted	2018-19 Actual	2019-20 Request	2019-20 Recommended	2019-20 Proposed	Increase (Decrease)
476 AB2034 Homeless Program								
Services and Supplies								
Total Services and Supplies		**0**	**0**	**0**	**0**	**0**	**0**	**0**
Other Charges								
Total Other Charges		**0**	**0**	**0**	**0**	**0**	**0**	**0**
Fixed Assets								
Total Fixed Assets		**0**	**0**	**0**	**0**	**0**	**0**	**0**
Special Items								
Total Special Items		**0**	**0**	**0**	**0**	**0**	**0**	**0**
Total 476 AB2034 Homeless Program		**0**	**0**	**0**	**0**	**0**	**0**	**0**
477 Mental Health Services Act								
Services and Supplies								
2103	Clothing / Employee	0	0	23	0	0	0	(23)
2105	Clothing / Inmate	611	1,500	193	0	0	0	(193)
2109	Household Expense	31	0	150	0	0	0	(150)
2114	Medical Dental & Lab Supplies	76	250	24	250	250	250	226
2115	Memberships	2,119	2,119	0	2,119	2,119	2,119	2,119
2117	Office Expense	12,108	5,080	13,916	7,600	7,600	7,600	(6,316)
2118	Professional & Special Service	13,935	11,340	15,962	54,563	54,563	54,563	38,601
2121	Rents & Leases - Structures	88,528	70,643	71,608	31,415	31,415	31,415	(40,193)
2122	Minor Equipment	0	0	108	0	0	0	(108)
2123	Special Departmental Expense	4,375	3,550	748	1,050	1,050	1,050	302
2125	Transportation & Travel	173,636	136,842	105,588	77,605	77,605	77,605	(27,983)
2127	Security Guard	733	0	0	0	0	0	0
2136	Donations (MCAH) Expense	1,674	500	225	0	0	0	(225)
2148	Computer Software	331	0	0	0	0	0	0
2194	Recruiting and Employment Cost	0	250	0	250	250	250	250
2207	AB 2034	316,826	152,400	188,751	278,400	278,400	278,400	89,649
2217	Books & Periodicals	1,372	0	131	0	0	0	(131)

County of Humboldt
Schedule 9- Budget Unit Expenditure Detail
2019-20 Budget

Object		2017-18 Actual	2018-19 Adopted	2018-19 Actual	2019-20 Request	2019-20 Recommended	2019-20 Proposed	Increase (Decrease)
2225	Transportation-Out of County	15,155	4,500	7,150	39,642	39,642	39,642	32,492
2261	Client Related Transportation	0	0	9,010	13,200	13,200	13,200	4,190
2317	Office Expense - Equipment	0	3,600	5,274	0	0	0	(5,274)
2324	Special Dept Exp-Donations	358	0	0	0	0	0	0
2337	Hospital Services-Managed Care	0	0	0	1,000,000	1,000,000	1,000,000	1,000,000
2590	Local Implementation Contracts	0	110,000	7,338	247,683	247,683	247,683	240,345
2607	MHSA Workforce,Edu,Training	84,533	0	53,531	65,015	65,015	65,015	11,484
2609	MHSA Prevention,Early Interven	504,247	623,592	89,485	0	0	0	(89,485)
2614	Staff Development & Training	35	12,400	1,040	17,280	17,280	17,280	16,240
2648	MHSA ICAIS Project	150,347	0	0	0	0	0	0
2649	MHSA Innovation	45,201	59,901	18,325	88,651	88,651	88,651	70,326
2772	Wellness Center	67,609	129,375	63,799	14,816	14,816	14,816	(48,983)
Total Services and Supplies		**1,483,840**	**1,327,842**	**652,379**	**1,939,539**	**1,939,539**	**1,939,539**	**1,287,160**
Other Charges								
3137	Central Services Charges	1,274	1,274	0	0	0	0	0
3513	Communications/Utility Charges	313	491	491	503	503	503	12
3928	Expenditure Reimbursement	68,568	91,841	212,434	0	0	0	(212,434)
3940	Purchasing & Disposition Chg	6,424	5,553	5,553	6,220	6,220	6,220	667
Total Other Charges		**76,579**	**99,159**	**218,478**	**6,723**	**6,723**	**6,723**	**(211,755)**
Fixed Assets								
Total Fixed Assets		**0**	**0**	**0**	**0**	**0**	**0**	**0**
Special Items								
9138	Intrafund Transfer	(1,560,418)	(1,427,001)	0	(2,377,133)	(2,377,133)	(2,377,133)	(2,377,133)
Total Special Items		**(1,560,418)**	**(1,427,001)**	**0**	**(2,377,133)**	**(2,377,133)**	**(2,377,133)**	**(2,377,133)**
Other Financing Uses								
9108	Interfund ExpenditureCost Plan	0	0	0	4,151	4,151	4,151	4,151
9269	IE - MHSA Stigma Reduction	0	0	0	168,630	168,630	168,630	168,630
9270	IE - MHSA Suicide Prevention	0	0	0	258,090	258,090	258,090	258,090
Total Other Financing Uses		**0**	**0**	**0**	**430,871**	**430,871**	**430,871**	**430,871**
Total 477 Mental Health Services Act		**1**	**0**	**870,857**	**0**	**0**	**0**	**(870,857)**

County of Humboldt
Schedule 9- Budget Unit Expenditure Detail
2019-20 Budget

Object		2017-18 Actual	2018-19 Adopted	2018-19 Actual	2019-20 Request	2019-20 Recommended	2019-20 Proposed	Increase (Decrease)
478 Transition Age Youth System								
Services and Supplies								
2108	Food	0	0	61	0	0	0	(61)
2109	Household Expense	104	0	17	0	0	0	(17)
2113	Maintenance-Structures	0	0	0	25,000	25,000	25,000	25,000
2114	Medical Dental & Lab Supplies	86	0	0	0	0	0	0
2115	Memberships	0	0	225	0	0	0	(225)
2117	Office Expense	11,210	7,500	5,152	7,900	7,900	7,900	2,748
2118	Professional & Special Service	7,380	250	0	250	250	250	250
2120	Rents & Leases - Equipment	0	0	253	0	0	0	(253)
2121	Rents & Leases - Structures	0	0	0	17,013	17,013	17,013	17,013
2123	Special Departmental Expense	6,020	25,000	1,180	1,800	1,800	1,800	620
2125	Transportation & Travel	31,243	21,050	23,325	30,000	30,000	30,000	6,675
2129	Drinking Water	0	0	762	0	0	0	(762)
2207	AB 2034	15,034	21,190	4,193	21,190	21,190	21,190	16,997
2217	Books & Periodicals	170	400	237	0	0	0	(237)
2225	Transportation-Out of County	13,629	17,000	14,330	0	0	0	(14,330)
2261	Client Related Transportation	0	0	2,020	3,360	3,360	3,360	1,340
2317	Office Expense - Equipment	1,040	0	0	0	0	0	0
2609	MHSA Prevention,Early Interven	253,934	230,819	113,335	221,869	221,869	221,869	108,534
2614	Staff Development & Training	0	13,600	2,468	22,500	22,500	22,500	20,032
2640	CAL WORKS	0	7,500	995	0	0	0	(995)
Total Services and Supplies		**339,850**	**344,309**	**168,553**	**350,882**	**350,882**	**350,882**	**182,329**
Other Charges								
3137	Central Services Charges	1,179	1,179	0	0	0	0	0
3928	Expenditure Reimbursement	19,759	118,366	3,141	0	0	0	(3,141)
3940	Purchasing & Disposition Chg	903	869	869	3,079	3,079	3,079	2,210
Total Other Charges		**21,841**	**120,414**	**4,010**	**3,079**	**3,079**	**3,079**	**(931)**
Special Items								
9138	Intrafund Transfer	(361,692)	(464,723)	0	(357,066)	(357,066)	(357,066)	(357,066)
Total Special Items		**(361,692)**	**(464,723)**	**0**	**(357,066)**	**(357,066)**	**(357,066)**	**(357,066)**

County of Humboldt
Schedule 9- Budget Unit Expenditure Detail
2019-20 Budget

Object		2017-18 Actual	2018-19 Adopted	2018-19 Actual	2019-20 Request	2019-20 Recommended	2019-20 Proposed	Increase (Decrease)
Other Financing Uses								
9108	Interfund ExpenditureCost Plan	0	0	0	3,105	3,105	3,105	3,105
Total Other Financing Uses		**0**	**0**	**0**	**3,105**	**3,105**	**3,105**	**3,105**
Total 478 Transition Age Youth System		**(1)**	**0**	**172,563**	**0**	**0**	**0**	**(172,563)**
480 Waste Reduction Programs								
Services and Supplies								
Total Services and Supplies		**0**	**0**	**0**	**0**	**0**	**0**	**0**
Other Charges								
Total Other Charges		**0**	**0**	**0**	**0**	**0**	**0**	**0**
Total 480 Waste Reduction Programs		**0**	**0**	**0**	**0**	**0**	**0**	**0**
486 Environmental Health Land Use								
Capital Contracts								
Total Capital Contracts		**0**	**0**	**0**	**0**	**0**	**0**	**0**
Salaries & Employee Benefits								
1475	Salaries/Benefits Cost Share	0	0	132,070	563,650	563,650	563,650	431,580
Total Salaries & Employee Benefits		**0**	**0**	**132,070**	**563,650**	**563,650**	**563,650**	**431,580**
Services and Supplies								
2103	Clothing / Employee	380	500	10	500	500	500	490
2106	Communications	3,314	3,640	2,284	3,537	3,537	3,537	1,253
2107	Duplicating	1,386	1,707	0	0	0	0	0
2109	Household Expense	12	50	67	203	203	203	136
2110	Insurance	5,573	5,219	6,850	8,294	8,294	8,294	1,444
2112	Maintenance-Equipment	0	100	0	100	100	100	100
2113	Maintenance-Structures	0	157	14	157	157	157	143
2114	Medical Dental & Lab Supplies	0	250	0	250	250	250	250
2115	Memberships	256	320	344	613	613	613	269
2116	Postage	762	800	705	0	0	0	(705)
2117	Office Expense	2,829	2,632	849	8,622	8,622	8,622	7,773

County of Humboldt
Schedule 9- Budget Unit Expenditure Detail
2019-20 Budget

Object		2017-18 Actual	2018-19 Adopted	2018-19 Actual	2019-20 Request	2019-20 Recommended	2019-20 Proposed	Increase (Decrease)
2118	Professional & Special Service	1,793	5,000	5,146	5,433	5,433	5,433	287
2120	Rents & Leases - Equipment	96	172	249	347	347	347	98
2121	Rents & Leases - Structures	26,549	27,659	13,158	26,316	26,316	26,316	13,158
2122	Minor Equipment	483	1,000	108	1,000	1,000	1,000	892
2123	Special Departmental Expense	0	0	0	990	990	990	990
2125	Transportation & Travel	12,693	19,000	15,144	12,071	12,071	12,071	(3,073)
2126	Utilities	1,896	2,058	1,032	1,533	1,533	1,533	501
2148	Computer Software	10,609	16,950	2,085	10,724	10,724	10,724	8,639
2194	Recruiting and Employment Cost	810	433	0	0	0	0	0
2217	Books & Periodicals	74	200	658	0	0	0	(658)
2225	Transportation-Out of County	3,017	8,000	1,389	8,000	8,000	8,000	6,611
2317	Office Expense - Equipment	1,112	1,500	5,340	0	0	0	(5,340)
2323	Special Dept Expense	3,825	0	792	0	0	0	(792)
2560	Special Projects	19,853	96,212	15,162	96,212	96,212	96,212	81,050
2614	Staff Development & Training	1,659	3,000	120	3,000	3,000	3,000	2,880
Total Services and Supplies		**98,981**	**196,559**	**71,506**	**187,902**	**187,902**	**187,902**	**116,396**
Other Charges								
3125	Information Services Charges	7,306	5,473	5,511	8,253	8,253	8,253	2,742
3137	Central Services Charges	6,509	6,509	0	0	0	0	0
3281	ADA Projects	0	3,163	0	0	0	0	0
3513	Communications/Utility Charges	169	0	0	0	0	0	0
3517	ADA ISF Charges	0	0	4,207	5,021	5,021	5,021	814
3928	Expenditure Reimbursement	458,415	510,093	0	0	0	0	0
3940	Purchasing & Disposition Chg	73	402	402	526	526	526	124
Total Other Charges		**472,472**	**525,640**	**10,120**	**13,800**	**13,800**	**13,800**	**3,680**
Fixed Assets								
8777	Vehicle-Auto	30,364	0	0	0	0	0	0
Total Fixed Assets		**30,364**	**0**	**0**	**0**	**0**	**0**	**0**
Special Items								
9235	Intrafund Expenditure	0	0	244,559	0	0	0	(244,559)
Total Special Items		**0**	**0**	**244,559**	**0**	**0**	**0**	**(244,559)**

Object		2017-18 Actual	2018-19 Adopted	2018-19 Actual	2019-20 Request	2019-20 Recommended	2019-20 Proposed	Increase (Decrease)
Other Financing Uses								
9108	Interfund ExpenditureCost Plan	0	0	0	14,857	14,857	14,857	14,857
Total Other Financing Uses		**0**	**0**	**0**	**14,857**	**14,857**	**14,857**	**14,857**
Total 486 Environmental Health Land Use		**601,817**	**722,199**	**458,255**	**780,209**	**780,209**	**780,209**	**321,954**
488 Family Violence Prevention								
Salaries & Employee Benefits								
1475	Salaries/Benefits Cost Share	0	0	42,801	164,783	164,783	164,783	121,982
Total Salaries & Employee Benefits		**0**	**0**	**42,801**	**164,783**	**164,783**	**164,783**	**121,982**
Services and Supplies								
2106	Communications	1,017	1,286	144	617	617	617	473
2107	Duplicating	167	728	0	0	0	0	0
2109	Household Expense	19	6	118	34	34	34	(84)
2110	Insurance	1,436	1,666	1,514	1,851	1,851	1,851	337
2112	Maintenance-Equipment	0	11	141	13	13	13	(128)
2113	Maintenance-Structures	33	33	0	32	32	32	32
2115	Memberships	325	0	0	0	0	0	0
2116	Postage	0	40	0	0	0	0	0
2117	Office Expense	685	310	397	1,317	1,317	1,317	920
2118	Professional & Special Service	1,740	1,500	410	2,370	2,370	2,370	1,960
2120	Rents & Leases - Equipment	79	27	65	112	112	112	47
2121	Rents & Leases - Structures	9,513	8,691	6,869	8,511	8,511	8,511	1,642
2125	Transportation & Travel	197	191	188	203	203	203	15
2126	Utilities	704	670	401	592	592	592	191
2147	Media	119	400	2,300	0	0	0	(2,300)
2148	Computer Software	415	0	0	0	0	0	0
2217	Books & Periodicals	3,716	720	0	0	0	0	0
2225	Transportation-Out of County	7,427	1,500	1,381	1,600	1,600	1,600	219
2317	Office Expense - Equipment	1,384	0	0	0	0	0	0
2554	Client Incentives	0	650	0	721	721	721	721
2614	Staff Development & Training	1,647	345	880	350	350	350	(530)
Total Services and Supplies		**30,623**	**18,774**	**14,808**	**18,323**	**18,323**	**18,323**	**3,515**

Object		2017-18 Actual	2018-19 Adopted	2018-19 Actual	2019-20 Request	2019-20 Recommended	2019-20 Proposed	Increase (Decrease)
Other Charges								
3125	Information Services Charges	2,232	1,862	1,988	2,277	2,277	2,277	289
3137	Central Services Charges	903	307	0	0	0	0	0
3281	ADA Projects	0	1,067	0	0	0	0	0
3517	ADA ISF Charges	0	0	1,053	2,507	2,507	2,507	1,454
3928	Expenditure Reimbursement	127,359	153,545	0	0	0	0	0
3940	Purchasing & Disposition Chg	510	324	324	402	402	402	78
Total Other Charges		**131,004**	**157,105**	**3,365**	**5,186**	**5,186**	**5,186**	**1,821**
Fixed Assets								
Total Fixed Assets		**0**	**0**	**0**	**0**	**0**	**0**	**0**
Special Items								
9235	Intrafund Expenditure	0	0	77,041	0	0	0	(77,041)
9334	CalWORKs Reimbursement frm SSB	(158,459)	(175,879)	(85,717)	0	0	0	85,717
Total Special Items		**(158,459)**	**(175,879)**	**(8,676)**	**0**	**0**	**0**	**8,676**
Other Financing Uses								
9108	Interfund ExpenditureCost Plan	0	0	0	1,024	1,024	1,024	1,024
Total Other Financing Uses		**0**	**0**	**0**	**1,024**	**1,024**	**1,024**	**1,024**
Total 488 Family Violence Prevention		**3,168**	**0**	**52,298**	**189,316**	**189,316**	**189,316**	**137,018**
490 Inmate/Indigent Medical Serv								
Services and Supplies								
Total Services and Supplies		**0**	**0**	**0**	**0**	**0**	**0**	**0**
Other Charges								
3137	Central Services Charges	0	32	0	0	0	0	0
3171	Jail Medical Costs	3,646,314	3,789,579	3,446,406	3,941,516	3,941,516	3,941,516	495,110
3175	Jail Medical Catastrophic Care	146,498	60,000	70,526	100,000	100,000	100,000	29,474
Total Other Charges		**3,792,812**	**3,849,611**	**3,516,932**	**4,041,516**	**4,041,516**	**4,041,516**	**524,584**
Total 490 Inmate/Indigent Medical Serv		**3,792,812**	**3,849,611**	**3,516,932**	**4,041,516**	**4,041,516**	**4,041,516**	**524,584**

County of Humboldt
Schedule 9- Budget Unit Expenditure Detail
2019-20 Budget

Object		2017-18 Actual	2018-19 Adopted	2018-19 Actual	2019-20 Request	2019-20 Recommended	2019-20 Proposed	Increase (Decrease)
493 California Childrens Services								
Salaries & Employee Benefits								
1475	Salaries/Benefits Cost Share	0	0	208,922	1,050,102	1,050,102	1,050,102	841,180
Total Salaries & Employee Benefits		**0**	**0**	**208,922**	**1,050,102**	**1,050,102**	**1,050,102**	**841,180**
Services and Supplies								
2106	Communications	7,320	6,389	4,715	8,818	8,818	8,818	4,103
2107	Duplicating	1,343	1,262	707	0	0	0	(707)
2109	Household Expense	132	200	85	200	200	200	115
2110	Insurance	8,579	8,549	8,870	6,887	6,887	6,887	(1,983)
2112	Maintenance-Equipment	0	45	1,102	0	0	0	(1,102)
2113	Maintenance-Structures	128	134	0	134	134	134	134
2115	Memberships	2,776	2,776	2,000	2,776	2,776	2,776	776
2116	Postage	2,480	3,000	1,102	0	0	0	(1,102)
2117	Office Expense	4,477	4,209	2,667	4,498	4,498	4,498	1,831
2118	Professional & Special Service	15,288	15,400	7,099	15,400	15,400	15,400	8,301
2120	Rents & Leases - Equipment	371	112	685	1,131	1,131	1,131	446
2121	Rents & Leases - Structures	35,045	34,462	20,349	19,451	19,451	19,451	(898)
2123	Special Departmental Expense	0	0	0	500	500	500	500
2125	Transportation & Travel	4	510	26	200	200	200	174
2126	Utilities	2,692	2,714	1,209	1,426	1,426	1,426	217
2140	Late Fees & Penalties	2	10	4	10	10	10	6
2148	Computer Software	2,219	420	335	920	920	920	585
2194	Recruiting and Employment Cost	201	400	0	0	0	0	0
2217	Books & Periodicals	287	234	110	0	0	0	(110)
2225	Transportation-Out of County	3,591	4,156	6,569	5,000	5,000	5,000	(1,569)
2317	Office Expense - Equipment	4,223	0	2,110	0	0	0	(2,110)
2324	Special Dept Exp-Donations	701	1,500	255	1,500	1,500	1,500	1,245
2504	Interpreters	0	570	0	0	0	0	0
2614	Staff Development & Training	1,334	500	1,177	0	0	0	(1,177)
2700	Humboldt Diagnostic	0	9,000	0	0	0	0	0
2701	Humboldt Treatment	96,324	232,825	86,585	124,000	124,000	124,000	37,415
2702	Medical Therapy Unit	567,655	660,512	259,298	91,604	91,604	91,604	(167,694)
2825	Maintenance & Tranportation	159,698	62,000	73,491	20,000	20,000	20,000	(53,491)

County of Humboldt
Schedule 9- Budget Unit Expenditure Detail
2019-20 Budget

Object		2017-18 Actual	2018-19 Adopted	2018-19 Actual	2019-20 Request	2019-20 Recommended	2019-20 Proposed	Increase (Decrease)
Total Services and Supplies		**916,870**	**1,051,889**	**480,550**	**304,455**	**304,455**	**304,455**	**(176,095)**
Other Charges								
3125	Information Services Charges	7,543	8,285	6,657	5,651	5,651	5,651	(1,006)
3137	Central Services Charges	7,402	7,403	0	0	0	0	0
3281	ADA Projects	0	6,184	0	0	0	0	0
3513	Communications/Utility Charges	169	253	253	258	258	258	5
3517	ADA ISF Charges	0	0	5,117	4,820	4,820	4,820	(297)
3928	Expenditure Reimbursement	701,852	751,249	0	0	0	0	0
3940	Purchasing & Disposition Chg	670	779	779	1,331	1,331	1,331	552
Total Other Charges		**717,636**	**774,153**	**12,806**	**12,060**	**12,060**	**12,060**	**(746)**
Fixed Assets								
Total Fixed Assets		**0**	**0**	**0**	**0**	**0**	**0**	**0**
Special Items								
9235	Intrafund Expenditure	0	0	234,254	0	0	0	(234,254)
9331	CCS Diagnosis&Treatment SSB	(177,553)	(217,386)	(83,133)	0	0	0	83,133
Total Special Items		**(177,553)**	**(217,386)**	**151,121**	**0**	**0**	**0**	**(151,121)**
Other Financing Uses								
9108	Interfund ExpenditureCost Plan	0	0	0	3,525	3,525	3,525	3,525
Total Other Financing Uses		**0**	**0**	**0**	**3,525**	**3,525**	**3,525**	**3,525**
Total 493 California Childrens Services		**1,456,953**	**1,608,656**	**853,399**	**1,370,142**	**1,370,142**	**1,370,142**	**516,743**
494 Homeland Security Grant 2								
Salaries & Employee Benefits								
1475	Salaries/Benefits Cost Share	0	0	0	9,815	9,815	9,815	9,815
Total Salaries & Employee Benefits		**0**	**0**	**0**	**9,815**	**9,815**	**9,815**	**9,815**
Services and Supplies								
2125	Transportation & Travel	0	0	0	8,643	8,643	8,643	8,643
2614	Staff Development & Training	0	0	0	8,642	8,642	8,642	8,642
Total Services and Supplies		**0**	**0**	**0**	**17,285**	**17,285**	**17,285**	**17,285**

Object		2017-18 Actual	2018-19 Adopted	2018-19 Actual	2019-20 Request	2019-20 Recommended	2019-20 Proposed	Increase (Decrease)
Other Charges								
3307	Contribution Other Gov Agency	0	0	0	213,642	213,642	213,642	213,642
3940	Purchasing & Disposition Chg	0	0	0	681	681	681	681
Total Other Charges		**0**	**0**	**0**	**214,323**	**214,323**	**214,323**	**214,323**
Fixed Assets								
8861	Sheriff Equipment	0	0	0	21,907	21,907	21,907	21,907
Total Fixed Assets		**0**	**0**	**0**	**21,907**	**21,907**	**21,907**	**21,907**
Total 494 Homeland Security Grant 2		**0**	**0**	**0**	**263,330**	**263,330**	**263,330**	**263,330**
495 Sempervirens/Psych Emergency								
Services and Supplies								
2103	Clothing / Employee	0	0	3,308	0	0	0	(3,308)
2105	Clothing / Inmate	5,956	6,000	1,473	6,000	6,000	6,000	4,527
2108	Food	82,703	90,354	74,446	90,354	90,354	90,354	15,908
2109	Household Expense	55,477	75,325	44,742	75,325	75,325	75,325	30,583
2114	Medical Dental & Lab Supplies	150,281	156,375	100,843	156,375	156,375	156,375	55,532
2115	Memberships	150	150	1,393	150	150	150	(1,243)
2117	Office Expense	9,686	10,776	10,715	11,576	11,576	11,576	861
2118	Professional & Special Service	137,300	110,000	138,453	327,193	327,193	327,193	188,740
2123	Special Departmental Expense	62,079	32,000	4,236	5,870	5,870	5,870	1,634
2125	Transportation & Travel	3,502	2,700	2,030	3,500	3,500	3,500	1,470
2127	Security Guard	175,284	105,000	199,527	93,245	93,245	93,245	(106,282)
2140	Late Fees & Penalties	0	0	88	0	0	0	(88)
2207	AB 2034	0	0	307	0	0	0	(307)
2214	Pharmacy	3,600	4,050	2,306	0	0	0	(2,306)
2217	Books & Periodicals	1,412	800	726	0	0	0	(726)
2225	Transportation-Out of County	1,913	500	1,775	20,728	20,728	20,728	18,953
2261	Client Related Transportation	0	0	14,444	18,000	18,000	18,000	3,556
2317	Office Expense - Equipment	0	0	4,909	0	0	0	(4,909)
2602	Physician Services	2,303,685	2,598,318	1,814,367	2,994,180	2,994,180	2,994,180	1,179,813
2614	Staff Development & Training	3,120	2,200	850	4,905	4,905	4,905	4,055
2763	SV/PES	2,720	0	0	0	0	0	0

Object		2017-18 Actual	2018-19 Adopted	2018-19 Actual	2019-20 Request	2019-20 Recommended	2019-20 Proposed	Increase (Decrease)
Total Services and Supplies		**2,998,868**	**3,194,548**	**2,420,938**	**3,807,401**	**3,807,401**	**3,807,401**	**1,386,463**
Other Charges								
3137	Central Services Charges	23,047	23,047	0	0	0	0	0
3513	Communications/Utility Charges	139	218	218	223	223	223	5
3940	Purchasing & Disposition Chg	14,293	8,288	8,288	6,447	6,447	6,447	(1,841)
Total Other Charges		**37,479**	**31,553**	**8,506**	**6,670**	**6,670**	**6,670**	**(1,836)**
Fixed Assets								
Total Fixed Assets		**0**	**0**	**0**	**0**	**0**	**0**	**0**
Special Items								
9138	Intrafund Transfer	(3,036,347)	(3,226,101)	0	(3,854,681)	(3,854,681)	(3,854,681)	(3,854,681)
Total Special Items		**(3,036,347)**	**(3,226,101)**	**0**	**(3,854,681)**	**(3,854,681)**	**(3,854,681)**	**(3,854,681)**
Other Financing Uses								
9108	Interfund ExpenditureCost Plan	0	0	0	40,610	40,610	40,610	40,610
Total Other Financing Uses		**0**	**0**	**0**	**40,610**	**40,610**	**40,610**	**40,610**
Total 495 Sempervirens/Psych Emergency		**0**	**0**	**2,429,444**	**0**	**0**	**0**	**(2,429,444)**
496 MH Adult Services								
Services and Supplies								
2109	Household Expense	68	0	189	0	0	0	(189)
2117	Office Expense	2,803	2,200	15,480	3,000	3,000	3,000	(12,480)
2118	Professional & Special Service	11,635	10,920	7,560	12,000	12,000	12,000	4,440
2123	Special Departmental Expense	2,955	1,800	143	1,800	1,800	1,800	1,657
2125	Transportation & Travel	14,366	12,000	13,185	14,000	14,000	14,000	815
2189	Placement	2,094,998	2,717,763	2,738,058	3,577,288	3,577,288	3,577,288	839,230
2207	AB 2034	70,697	103,339	62,765	0	0	0	(62,765)
2217	Books & Periodicals	283	800	839	0	0	0	(839)
2225	Transportation-Out of County	1,139	500	454	8,776	8,776	8,776	8,322
2261	Client Related Transportation	0	0	2,770	8,400	8,400	8,400	5,630
2332	Transient Resident Treatment	446,772	0	0	0	0	0	0
2614	Staff Development & Training	170	0	60	5,510	5,510	5,510	5,450

County of Humboldt
Schedule 9- Budget Unit Expenditure Detail
2019-20 Budget

Object		2017-18 Actual	2018-19 Adopted	2018-19 Actual	2019-20 Request	2019-20 Recommended	2019-20 Proposed	Increase (Decrease)
Total Services and Supplies		**2,645,886**	**2,849,322**	**2,841,503**	**3,630,774**	**3,630,774**	**3,630,774**	**789,271**
Other Charges								
3137	Central Services Charges	587	587	0	0	0	0	0
3513	Communications/Utility Charges	383	601	601	615	615	615	14
3940	Purchasing & Disposition Chg	1,151	1,064	1,064	1,191	1,191	1,191	127
Total Other Charges		**2,121**	**2,252**	**1,665**	**1,806**	**1,806**	**1,806**	**141**
Special Items								
9138	Intrafund Transfer	(2,648,008)	(2,851,574)	0	(3,633,226)	(3,633,226)	(3,633,226)	(3,633,226)
Total Special Items		**(2,648,008)**	**(2,851,574)**	**0**	**(3,633,226)**	**(3,633,226)**	**(3,633,226)**	**(3,633,226)**
Other Financing Uses								
9108	Interfund ExpenditureCost Plan	0	0	0	646	646	646	646
Total Other Financing Uses		**0**	**0**	**0**	**646**	**646**	**646**	**646**
Total 496 MH Adult Services		**(1)**	**0**	**2,843,168**	**0**	**0**	**0**	**(2,843,168)**
497 Children, Youth, Family Svcs								
Services and Supplies								
2106	Communications	866	1,296	395	1,296	1,296	1,296	901
2108	Food	0	0	559	0	0	0	(559)
2109	Household Expense	0	0	168	0	0	0	(168)
2114	Medical Dental & Lab Supplies	0	0	117	0	0	0	(117)
2115	Memberships	0	0	150	0	0	0	(150)
2116	Postage	270	0	60	0	0	0	(60)
2117	Office Expense	16,582	13,750	14,548	19,850	19,850	19,850	5,302
2118	Professional & Special Service	17,055	17,000	21,794	53,000	53,000	53,000	31,206
2120	Rents & Leases - Equipment	29	0	0	0	0	0	0
2121	Rents & Leases - Structures	127,260	127,260	127,260	127,260	127,260	127,260	0
2123	Special Departmental Expense	5,519	15,000	3,925	2,500	2,500	2,500	(1,425)
2125	Transportation & Travel	91,557	76,142	50,977	75,000	75,000	75,000	24,023
2127	Security Guard	35,105	45,600	65,228	45,600	45,600	45,600	(19,628)
2129	Drinking Water	0	0	1,984	0	0	0	(1,984)
2140	Late Fees & Penalties	4	0	0	0	0	0	0

County of Humboldt
Schedule 9- Budget Unit Expenditure Detail
2019-20 Budget

Object		2017-18 Actual	2018-19 Adopted	2018-19 Actual	2019-20 Request	2019-20 Recommended	2019-20 Proposed	Increase (Decrease)
2148	Computer Software	0	12,000	0	0	0	0	0
2207	AB 2034	2,282	2,000	2,077	2,000	2,000	2,000	(77)
2217	Books & Periodicals	1,981	800	1,110	0	0	0	(1,110)
2225	Transportation-Out of County	16,386	60,064	25,485	65,405	65,405	65,405	39,920
2261	Client Related Transportation	0	0	134	0	0	0	(134)
2317	Office Expense - Equipment	8	0	0	0	0	0	0
2590	Local Implementation Contracts	59,926	0	0	0	0	0	0
2609	MHSA Prevention,Early Interven	14,737	27,485	14,389	13,888	13,888	13,888	(501)
2614	Staff Development & Training	19,840	13,000	20,113	25,500	25,500	25,500	5,387
2726	Project Redwood Grove	9,351	12,000	7,360	12,000	12,000	12,000	4,640
Total Services and Supplies		**418,758**	**423,397**	**357,833**	**443,299**	**443,299**	**443,299**	**85,466**
Other Charges								
3137	Central Services Charges	(198)	(198)	0	0	0	0	0
3513	Communications/Utility Charges	313	491	491	503	503	503	12
3928	Expenditure Reimbursement	121,364	242,436	32,265	0	0	0	(32,265)
3940	Purchasing & Disposition Chg	3,467	5,476	5,476	5,911	5,911	5,911	435
Total Other Charges		**124,946**	**248,205**	**38,232**	**6,414**	**6,414**	**6,414**	**(31,818)**
Fixed Assets								
Total Fixed Assets		**0**	**0**	**0**	**0**	**0**	**0**	**0**
Special Items								
9138	Intrafund Transfer	(543,703)	(671,602)	0	(452,783)	(452,783)	(452,783)	(452,783)
Total Special Items		**(543,703)**	**(671,602)**	**0**	**(452,783)**	**(452,783)**	**(452,783)**	**(452,783)**
Other Financing Uses								
9108	Interfund ExpenditureCost Plan	0	0	0	3,070	3,070	3,070	3,070
Total Other Financing Uses		**0**	**0**	**0**	**3,070**	**3,070**	**3,070**	**3,070**
Total 497 Children, Youth, Family Svcs		**1**	**0**	**396,065**	**0**	**0**	**0**	**(396,065)**
498 Medication Support								
Services and Supplies								
2109	Household Expense	0	0	138	0	0	0	(138)

County of Humboldt
Schedule 9- Budget Unit Expenditure Detail
2019-20 Budget

Object		2017-18 Actual	2018-19 Adopted	2018-19 Actual	2019-20 Request	2019-20 Recommended	2019-20 Proposed	Increase (Decrease)
2114	Medical Dental & Lab Supplies	4,877	3,500	5,265	3,400	3,400	3,400	(1,865)
2115	Memberships	0	0	22	0	0	0	(22)
2116	Postage	0	0	47	0	0	0	(47)
2117	Office Expense	2,631	7,208	4,703	9,200	9,200	9,200	4,497
2118	Professional & Special Service	1,428	8,000	1,006	2,900	2,900	2,900	1,894
2123	Special Departmental Expense	2,937	3,000	6,074	2,500	2,500	2,500	(3,574)
2125	Transportation & Travel	4,275	1,350	2,476	4,000	4,000	4,000	1,524
2129	Drinking Water	0	0	3,025	0	0	0	(3,025)
2214	Pharmacy	2,260	2,100	919	0	0	0	(919)
2217	Books & Periodicals	0	800	60	0	0	0	(60)
2225	Transportation-Out of County	0	0	0	18,742	18,742	18,742	18,742
2602	Physician Services	1,707,028	1,742,432	1,714,032	2,346,739	2,346,739	2,346,739	632,707
2614	Staff Development & Training	30	0	99	0	0	0	(99)
Total Services and Supplies		**1,725,466**	**1,768,390**	**1,737,866**	**2,387,481**	**2,387,481**	**2,387,481**	**649,615**
Other Charges								
3137	Central Services Charges	819	819	0	0	0	0	0
3513	Communications/Utility Charges	35	55	55	56	56	56	1
3940	Purchasing & Disposition Chg	1,282	1,064	1,064	1,563	1,563	1,563	499
Total Other Charges		**2,136**	**1,938**	**1,119**	**1,619**	**1,619**	**1,619**	**500**
Fixed Assets								
Total Fixed Assets		**0**	**0**	**0**	**0**	**0**	**0**	**0**
Special Items								
9138	Intrafund Transfer	(1,727,601)	(1,770,328)	0	(2,389,782)	(2,389,782)	(2,389,782)	(2,389,782)
Total Special Items		**(1,727,601)**	**(1,770,328)**	**0**	**(2,389,782)**	**(2,389,782)**	**(2,389,782)**	**(2,389,782)**
Other Financing Uses								
9108	Interfund ExpenditureCost Plan	0	0	0	682	682	682	682
Total Other Financing Uses		**0**	**0**	**0**	**682**	**682**	**682**	**682**
Total 498 Medication Support		**1**	**0**	**1,738,985**	**0**	**0**	**0**	**(1,738,985)**

499 Emergency Mgmt. Perform Grant

Object		2017-18 Actual	2018-19 Adopted	2018-19 Actual	2019-20 Request	2019-20 Recommended	2019-20 Proposed	Increase (Decrease)
Services and Supplies								
2103	Clothing / Employee	0	0	0	4,493	4,493	4,493	4,493
2113	Maintenance-Structures	0	0	0	505	505	505	505
2114	Medical Dental & Lab Supplies	0	0	0	320	320	320	320
2117	Office Expense	0	0	0	3,000	3,000	3,000	3,000
2123	Special Departmental Expense	0	0	0	9,374	9,374	9,374	9,374
2614	Staff Development & Training	0	0	0	550	550	550	550
Total Services and Supplies		**0**	**0**	**0**	**18,242**	**18,242**	**18,242**	**18,242**
Total 499 Emergency Mgmt. Perform Grant		**0**	**0**	**0**	**18,242**	**18,242**	**18,242**	**18,242**
504 Older Adults								
Services and Supplies								
2106	Communications	12,613	11,000	9,189	11,000	11,000	11,000	1,811
2107	Duplicating	1,465	3,500	1,280	0	0	0	(1,280)
2108	Food	697	0	47	0	0	0	(47)
2109	Household Expense	96	2,000	3,036	2,000	2,000	2,000	(1,036)
2112	Maintenance-Equipment	0	1,000	278	1,000	1,000	1,000	722
2113	Maintenance-Structures	1,821	32,000	2,253	32,000	32,000	32,000	29,747
2116	Postage	26,703	25,500	12,940	0	0	0	(12,940)
2117	Office Expense	27,918	25,000	37,569	50,000	60,000	60,000	22,431
2118	Professional & Special Service	40	1,000	(7,473)	1,000	1,000	1,000	8,473
2120	Rents & Leases - Equipment	354	500	354	500	500	500	146
2121	Rents & Leases - Structures	113,571	130,000	115,466	130,000	130,000	130,000	14,534
2122	Minor Equipment	0	0	272	0	0	0	(272)
2123	Special Departmental Expense	1,478	1,500	2,085	1,500	1,500	1,500	(585)
2125	Transportation & Travel	2,394	1,500	957	1,500	1,500	1,500	543
2126	Utilities	18,357	16,500	16,804	16,500	16,500	16,500	(304)
2140	Late Fees & Penalties	55	0	343	0	0	0	(343)
2148	Computer Software	22,420	20,000	21,003	20,000	45,789	45,789	24,786
2194	Recruiting and Employment Cost	91	2,000	0	2,000	2,000	2,000	2,000
2217	Books & Periodicals	160	500	1,126	0	0	0	(1,126)
2225	Transportation-Out of County	16,194	20,000	2,465	20,000	21,027	21,027	18,562
2317	Office Expense - Equipment	1,999	5,000	11,891	10,000	0	0	(11,891)
2496	Emergency Assistance	231,331	250,000	110,889	250,000	250,000	250,000	139,111

Object		2017-18 Actual	2018-19 Adopted	2018-19 Actual	2019-20 Request	2019-20 Recommended	2019-20 Proposed	Increase (Decrease)
2614	Staff Development & Training	8,140	8,000	1,315	8,000	8,000	8,000	6,685
2617	ProfSrv-DirectClientSupportSrv	5,607	50,000	885	20,000	20,000	20,000	19,115
2621	IHSS-County Share	3,030,061	3,338,080	3,096,913	3,588,436	3,588,436	3,588,436	491,523
Total Services and Supplies		**3,523,565**	**3,944,580**	**3,441,887**	**4,165,436**	**4,192,252**	**4,192,252**	**750,365**
Other Charges								
3137	Central Services Charges	1,128	1,128	0	0	0	0	0
3232	IHHS Advisory Committee	4,856	5,976	1,647	5,976	5,976	5,976	4,329
3238	Transfer to Fair	0	0	311	0	0	0	(311)
3513	Communications/Utility Charges	70	109	109	112	112	112	3
3940	Purchasing & Disposition Chg	2,375	2,349	2,349	4,255	4,255	4,255	1,906
Total Other Charges		**8,429**	**9,562**	**4,416**	**10,343**	**10,343**	**10,343**	**5,927**
Fixed Assets								
Total Fixed Assets		**0**	**0**	**0**	**0**	**0**	**0**	**0**
Special Items								
9138	Intrafund Transfer	(3,492,095)	(3,954,142)	(2,709,614)	(4,179,732)	(4,179,732)	(4,179,732)	(1,470,118)
9357	Fingerprint Fees	0	0	70	0	0	0	(70)
Total Special Items		**(3,492,095)**	**(3,954,142)**	**(2,709,544)**	**(4,179,732)**	**(4,179,732)**	**(4,179,732)**	**(1,470,188)**
Other Financing Uses								
9108	Interfund ExpenditureCost Plan	0	0	0	3,953	3,953	3,953	3,953
Total Other Financing Uses		**0**	**0**	**0**	**3,953**	**3,953**	**3,953**	**3,953**
Total 504 Older Adults		**39,899**	**0**	**736,759**	**0**	**26,816**	**26,816**	**(709,943)**
505 CalWORKS								
Services and Supplies								
2103	Clothing / Employee	0	0	347	0	0	0	(347)
2106	Communications	8,434	15,000	6,831	15,000	15,000	15,000	8,169
2109	Household Expense	3,076	5,000	3,354	5,000	5,000	5,000	1,646
2112	Maintenance-Equipment	487	10,000	17	5,000	5,000	5,000	4,983
2113	Maintenance-Structures	2,788	55,000	2,723	55,000	55,000	55,000	52,277
2116	Postage	120	2,000	127	0	0	0	(127)

County of Humboldt
Schedule 9- Budget Unit Expenditure Detail
2019-20 Budget

Object		2017-18 Actual	2018-19 Adopted	2018-19 Actual	2019-20 Request	2019-20 Recommended	2019-20 Proposed	Increase (Decrease)
2117	Office Expense	45,281	40,000	38,600	43,129	68,129	68,129	29,529
2118	Professional & Special Service	519,073	283,780	435,391	1,263,032	1,263,032	1,263,032	827,641
2120	Rents & Leases - Equipment	0	5,000	1,697	2,000	2,000	2,000	303
2122	Minor Equipment	0	0	18	27	27	27	9
2123	Special Departmental Expense	1,136	5,000	0	5,000	5,000	5,000	5,000
2125	Transportation & Travel	5,460	25,000	4,167	20,000	20,000	20,000	15,833
2126	Utilities	0	0	13,752	14,332	14,332	14,332	580
2129	Drinking Water	0	0	1,238	0	0	0	(1,238)
2140	Late Fees & Penalties	0	0	8	0	0	0	(8)
2148	Computer Software	175,528	200,000	152,745	200,000	200,000	200,000	47,255
2194	Recruiting and Employment Cost	0	0	153	230	230	230	77
2217	Books & Periodicals	0	2,000	1,732	0	0	0	(1,732)
2225	Transportation-Out of County	27,486	25,000	17,478	25,000	25,000	25,000	7,522
2317	Office Expense - Equipment	1,038	25,000	3,302	25,000	0	0	(3,302)
2518	Contract Services-Public Hlth	385,322	450,000	99,939	0	0	0	(99,939)
2614	Staff Development & Training	8,548	9,000	2,610	9,000	9,000	9,000	6,390
2704	Linkages Phase II-Calworks CWS	144,568	160,000	257,453	160,000	160,000	160,000	(97,453)
2781	Contract Child Care Payments	443,247	584,000	429,212	0	0	0	(429,212)
2785	Cal-Learn Child Care Payments	0	4,000	0	4,000	4,000	4,000	4,000
2786	Cal-Learn Transportation Costs	12	2,000	274	1,000	1,000	1,000	726
2787	Direct Transportation Payment	218,356	194,000	203,448	194,000	194,000	194,000	(9,448)
2788	Direct Ancillary Payments	252,593	300,000	198,139	300,000	300,000	300,000	101,861
2789	Cal-Learn Ancillary	319	4,000	1,041	4,000	4,000	4,000	2,959
Total Services and Supplies		**2,242,872**	**2,404,780**	**1,875,796**	**2,349,750**	**2,349,750**	**2,349,750**	**473,954**
Other Charges								
3137	Central Services Charges	3,224	3,224	0	0	0	0	0
3206	Mental Health Services	1,441,243	1,587,548	1,117,889	0	0	0	(1,117,889)
3207	Drug & Alcohol Services	1,202,093	1,587,548	1,229,860	0	0	0	(1,229,860)
3282	Humboldt Women for Shelter	67,500	67,500	52,500	0	0	0	(52,500)
3621	RCAA	226,212	327,752	188,100	0	0	0	(188,100)
3622	On Job Training	187,702	254,770	101,169	0	0	0	(101,169)
3624	Work Experience	529,816	850,000	445,851	750,000	750,000	750,000	304,149
3643	Child Care Admin Costs-HCCC	145,180	185,000	126,276	0	0	0	(126,276)
3644	Job Search Services - ETD	717,572	1,536,459	474,494	0	0	0	(474,494)

Object		2017-18 Actual	2018-19 Adopted	2018-19 Actual	2019-20 Request	2019-20 Recommended	2019-20 Proposed	Increase (Decrease)
3928	Expenditure Reimbursement	0	0	93,365	0	0	0	(93,365)
3940	Purchasing & Disposition Chg	4,632	4,412	4,412	4,983	4,983	4,983	571
Total Other Charges		**4,525,174**	**6,404,213**	**3,833,916**	**754,983**	**754,983**	**754,983**	**(3,078,933)**
Fixed Assets								
Total Fixed Assets		**0**	**0**	**0**	**0**	**0**	**0**	**0**
Special Items								
9138	Intrafund Transfer	(6,580,022)	(8,808,993)	(4,025,209)	(8,944,774)	(8,944,774)	(8,944,774)	(4,919,565)
Total Special Items		**(6,580,022)**	**(8,808,993)**	**(4,025,209)**	**(8,944,774)**	**(8,944,774)**	**(8,944,774)**	**(4,919,565)**
Other Financing Uses								
9108	Interfund ExpenditureCost Plan	0	0	0	3,582	3,582	3,582	3,582
9262	IE - CalWorks	0	0	125,707	5,836,459	5,836,459	5,836,459	5,710,752
Total Other Financing Uses		**0**	**0**	**125,707**	**5,840,041**	**5,840,041**	**5,840,041**	**5,714,334**
Total 505 CalWORKS		**188,024**	**0**	**1,810,210**	**0**	**0**	**0**	**(1,810,210)**
506 IHSS Public Authority								
Services and Supplies								
2106	Communications	0	500	0	500	500	500	500
2107	Duplicating	0	100	0	0	0	0	0
2109	Household Expense	0	100	0	0	0	0	0
2112	Maintenance-Equipment	0	100	0	0	0	0	0
2115	Memberships	6,412	6,412	6,412	6,412	6,412	6,412	0
2116	Postage	0	750	0	0	0	0	0
2117	Office Expense	2,310	3,000	2,168	3,850	3,850	3,850	1,682
2118	Professional & Special Service	0	0	0	35,000	35,000	35,000	35,000
2120	Rents & Leases - Equipment	0	100	0	100	100	100	100
2125	Transportation & Travel	70	500	0	500	500	500	500
2148	Computer Software	4,784	6,000	5,219	6,000	6,000	6,000	781
2225	Transportation-Out of County	685	3,000	0	3,000	3,000	3,000	3,000
2614	Staff Development & Training	0	8,000	668	8,000	8,000	8,000	7,332
2617	ProfSrv-DirectClientSupportSrv	23,410	25,000	8,646	0	0	0	(8,646)
Total Services and Supplies		**37,671**	**53,562**	**23,113**	**63,362**	**63,362**	**63,362**	**40,249**

Object		2017-18 Actual	2018-19 Adopted	2018-19 Actual	2019-20 Request	2019-20 Recommended	2019-20 Proposed	Increase (Decrease)
Other Charges								
3137	Central Services Charges	(5,188)	(5,188)	0	0	0	0	0
3940	Purchasing & Disposition Chg	117	117	117	480	480	480	363
Total Other Charges		**(5,071)**	**(5,071)**	**117**	**480**	**480**	**480**	**363**
Fixed Assets								
Total Fixed Assets		**0**	**0**	**0**	**0**	**0**	**0**	**0**
Special Items								
9138	Intrafund Transfer	(32,600)	(48,491)	(22,414)	0	0	0	22,414
Total Special Items		**(32,600)**	**(48,491)**	**(22,414)**	**0**	**0**	**0**	**22,414**
Other Financing Uses								
9108	Interfund ExpenditureCost Plan	0	0	0	11,038	11,038	11,038	11,038
Total Other Financing Uses		**0**	**0**	**0**	**11,038**	**11,038**	**11,038**	**11,038**
Total 506 IHSS Public Authority		**0**	**0**	**816**	**74,880**	**74,880**	**74,880**	**74,064**
507 Children's Center								
Services and Supplies								
Total Services and Supplies		**0**	**0**	**0**	**0**	**0**	**0**	**0**
Other Charges								
Total Other Charges		**0**	**0**	**0**	**0**	**0**	**0**	**0**
Special Items								
Total Special Items		**0**	**0**	**0**	**0**	**0**	**0**	**0**
Total 507 Children's Center		**0**	**0**	**0**	**0**	**0**	**0**	**0**
508 Child Welfare Services								
Salaries & Employee Benefits								
1100	Salaries And Wages	0	0	0	10,999,711	10,999,711	10,999,711	10,999,711
1400	Extra Help	0	0	0	350,000	350,000	350,000	350,000
1450	Unemployment Insurance	0	0	0	28,599	28,599	28,599	28,599

County of Humboldt
Schedule 9- Budget Unit Expenditure Detail
2019-20 Budget

Object		2017-18 Actual	2018-19 Adopted	2018-19 Actual	2019-20 Request	2019-20 Recommended	2019-20 Proposed	Increase (Decrease)
1460	Overtime	0	0	0	800,000	800,000	800,000	800,000
1470	Health Insurance	0	0	0	2,226,409	2,226,409	2,226,409	2,226,409
1471	Life & Air Travel Insurance	0	0	0	7,387	7,387	7,387	7,387
1472	Dental Insurance	0	0	0	145,464	145,464	145,464	145,464
1475	Salaries/Benefits Cost Share	0	0	254,353	612,984	612,984	612,984	358,631
1500	Retirement	0	0	0	2,985,212	2,985,212	2,985,212	2,985,212
1510	PARS Contribution	0	0	0	164,996	164,996	164,996	164,996
1600	FICA	0	0	0	841,478	841,478	841,478	841,478
1700	Workers' Compensation	0	0	0	255,341	255,341	255,341	255,341
Total Salaries & Employee Benefits		**0**	**0**	**254,353**	**19,417,581**	**19,417,581**	**19,417,581**	**19,163,228**
Services and Supplies								
2103	Clothing / Employee	0	0	833	500	500	500	(333)
2106	Communications	0	0	161	184,768	184,768	184,768	184,607
2108	Food	3,851	5,400	5,091	5,700	5,700	5,700	609
2109	Household Expense	457	400	899	16,400	16,400	16,400	15,501
2110	Insurance	0	0	0	282,327	282,327	282,327	282,327
2112	Maintenance-Equipment	0	0	6,110	135,000	135,000	135,000	128,890
2113	Maintenance-Structures	0	0	0	152,400	152,400	152,400	152,400
2114	Medical Dental & Lab Supplies	0	0	177	100	100	100	(77)
2117	Office Expense	42,162	50,000	63,488	95,000	145,000	145,000	81,512
2118	Professional & Special Service	0	0	48,029	2,142,275	2,142,275	2,142,275	2,094,246
2120	Rents & Leases - Equipment	0	0	1,050	116,500	116,500	116,500	115,450
2121	Rents & Leases - Structures	0	0	1,400	1,129,824	1,129,824	1,129,824	1,128,424
2122	Minor Equipment	0	0	257	0	0	0	(257)
2123	Special Departmental Expense	0	0	792	50,000	50,000	50,000	49,208
2125	Transportation & Travel	7,002	7,000	5,405	141,629	141,629	141,629	136,224
2126	Utilities	0	0	0	88,151	88,151	88,151	88,151
2127	Security Guard	0	0	0	90,000	90,000	90,000	90,000
2129	Drinking Water	0	0	576	650	650	650	74
2140	Late Fees & Penalties	55	0	25	0	0	0	(25)
2148	Computer Software	53,964	40,000	29,486	76,100	76,100	76,100	46,614
2177	Testing Materials	0	1,000	0	0	0	0	0
2194	Recruiting and Employment Cost	0	0	0	13,000	13,000	13,000	13,000
2217	Books & Periodicals	0	1,500	297	0	0	0	(297)

County of Humboldt
Schedule 9- Budget Unit Expenditure Detail
2019-20 Budget

Object		2017-18 Actual	2018-19 Adopted	2018-19 Actual	2019-20 Request	2019-20 Recommended	2019-20 Proposed	Increase (Decrease)
2225	Transportation-Out of County	116,075	85,000	80,606	175,000	175,000	175,000	94,394
2261	Client Related Transportation	112,595	115,000	254,826	227,000	227,000	227,000	(27,826)
2262	Case Management/Direct Charges	12,689	35,000	33,671	35,000	35,000	35,000	1,329
2263	Group Home Visits	13,494	20,000	33,076	35,000	35,000	35,000	1,924
2264	Emancipated Youth	10,405	10,500	31,102	33,800	33,800	33,800	2,698
2266	Peer Quality Case Review	21,390	5,000	121	0	0	0	(121)
2317	Office Expense - Equipment	29,451	25,000	22,436	50,000	0	0	(22,436)
2410	Contracted ER Shelter	62,247	200,000	14,959	40,000	40,000	40,000	25,041
2496	Emergency Assistance	863	5,000	0	1,000	1,000	1,000	1,000
2547	CPYP - HOPE	13,108	15,500	7,655	0	0	0	(7,655)
2614	Staff Development & Training	100,660	95,000	60,792	95,000	95,000	95,000	34,208
2617	ProfSrv-DirectClientSupportSrv	843,085	1,500,000	778,683	900,000	900,000	900,000	121,317
2624	CAPIT	75,000	75,000	49,685	75,000	75,000	75,000	25,315
2626	Foster Care Training	78,361	72,000	25,157	50,000	50,000	50,000	24,843
2704	Linkages Phase II-Calworks CWS	0	0	1,413	0	0	0	(1,413)
2710	Specialized Care	3,271	21,000	482	0	0	0	(482)
2715	Expert Witness	59,984	75,000	41,524	0	0	0	(41,524)
2740	Kinship Emergency Fund	13,681	24,000	27,891	35,000	35,000	35,000	7,109
2799	ILSP Ancillary	48,866	60,000	35,213	60,000	60,000	60,000	24,787
Total Services and Supplies		**1,722,716**	**2,543,300**	**1,663,368**	**6,532,124**	**6,532,124**	**6,532,124**	**4,868,756**
Other Charges								
3101	PSSF/FPSP	117,362	165,000	87,711	165,000	165,000	165,000	77,289
3103	Walter S. Johnson Foundation	12,612	18,000	1,625	0	0	0	(1,625)
3104	CWSOIP Training	243,747	50,000	295,072	0	0	0	(295,072)
3105	CWSOIP MH	0	50,000	0	0	0	0	0
3106	Incredible Years CWSOIP	503	10,000	0	0	0	0	0
3110	CWS Design	1,166,569	535,000	677,292	0	0	0	(677,292)
3111	Family Connection Center	4,520	10,000	912	0	0	0	(912)
3112	New AmeriCorps	233,410	351,000	219,956	0	0	0	(219,956)
3116	Launch Pad	60,121	140,000	56,581	140,000	140,000	140,000	83,419
3125	Information Services Charges	0	0	0	382,222	382,222	382,222	382,222
3137	Central Services Charges	164,978	164,978	0	0	0	0	0
3218	Foster Care Program	352,987	300,400	197,379	150,000	150,000	150,000	(47,379)
3327	Prevention Services	6,578	25,000	7,429	25,000	25,000	25,000	17,571

Object		2017-18 Actual	2018-19 Adopted	2018-19 Actual	2019-20 Request	2019-20 Recommended	2019-20 Proposed	Increase (Decrease)
3432	Family Preservation Program	78,281	82,000	43,487	0	0	0	(43,487)
3434	U.C. Davis Training	3,825	44,500	0	25,000	25,000	25,000	25,000
3435	DA Investigations	230,000	230,000	0	0	0	0	0
3438	Adoption Assistance	811,659	950,000	693,303	950,000	950,000	950,000	256,697
3512	Social Services	0	0	57	0	0	0	(57)
3520	STOP Program	76,985	100,000	48,763	0	0	0	(48,763)
3615	Art - Health	844,347	850,000	162,102	0	0	0	(162,102)
3928	Expenditure Reimbursement	0	0	319,289	0	0	0	(319,289)
3940	Purchasing & Disposition Chg	12,412	9,251	9,251	8,542	8,542	8,542	(709)
Total Other Charges		**4,420,896**	**4,085,129**	**2,820,209**	**1,845,764**	**1,845,764**	**1,845,764**	**(974,445)**
Fixed Assets								
8771	Vehicle-Truck	0	0	0	90,000	90,000	90,000	90,000
8998	Building Modification	0	0	0	375,000	375,000	375,000	375,000
Total Fixed Assets		**0**	**0**	**0**	**465,000**	**465,000**	**465,000**	**465,000**
Special Items								
9138	Intrafund Transfer	(5,378,049)	(6,628,429)	(3,727,309)	0	0	0	3,727,309
9357	Fingerprint Fees	0	0	35	0	0	0	(35)
Total Special Items		**(5,378,049)**	**(6,628,429)**	**(3,727,274)**	**0**	**0**	**0**	**3,727,274**
Other Financing Uses								
9108	Interfund ExpenditureCost Plan	0	0	0	470,647	470,647	470,647	470,647
9261	IE - Child Welfare Services	0	0	0	2,166,413	2,166,413	2,166,413	2,166,413
9279	IE - SSB Chrg to Other Co Dept	0	0	0	81,176	81,176	81,176	81,176
Total Other Financing Uses		**0**	**0**	**0**	**2,718,236**	**2,718,236**	**2,718,236**	**2,718,236**
Total 508 Child Welfare Services		**765,563**	**0**	**1,010,656**	**30,978,705**	**30,978,705**	**30,978,705**	**29,968,049**
509 Children's Center								
Services and Supplies								
Total Services and Supplies		**0**	**0**	**0**	**0**	**0**	**0**	**0**
Other Charges								
Total Other Charges		**0**	**0**	**0**	**0**	**0**	**0**	**0**

Object		2017-18 Actual	2018-19 Adopted	2018-19 Actual	2019-20 Request	2019-20 Recommended	2019-20 Proposed	Increase (Decrease)
Fixed Assets								
Total Fixed Assets		**0**	**0**	**0**	**0**	**0**	**0**	**0**
Special Items								
Total Special Items		**0**	**0**	**0**	**0**	**0**	**0**	**0**
Total 509 Children's Center		**0**	**0**	**0**	**0**	**0**	**0**	**0**
511 Social Services								
Salaries & Employee Benefits								
1100	Salaries And Wages	24,912,286	29,724,322	22,869,029	21,561,309	21,561,309	21,561,309	(1,307,720)
1400	Extra Help	256,978	249,600	315,556	340,000	340,000	340,000	24,444
1450	Unemployment Insurance	49,879	56,477	43,549	56,060	56,060	56,060	12,511
1460	Overtime	957,280	758,260	940,141	800,000	800,000	800,000	(140,141)
1470	Health Insurance	4,656,100	6,551,698	3,720,487	3,723,195	3,723,195	3,723,195	2,708
1471	Life & Air Travel Insurance	19,087	22,011	17,334	16,092	16,092	16,092	(1,242)
1472	Dental Insurance	373,175	446,400	350,700	315,289	315,289	315,289	(35,411)
1475	Salaries/Benefits Cost Share	(434,050)	(433,850)	81,420	541,890	541,890	541,890	460,470
1500	Retirement	5,894,840	7,541,061	5,751,701	5,851,524	5,851,524	5,851,524	99,823
1510	PARS Contribution	126,042	297,244	251,205	323,420	323,420	323,420	72,215
1600	FICA	1,927,454	2,273,911	1,793,048	1,649,441	1,649,441	1,649,441	(143,607)
1700	Workers' Compensation	921,213	798,487	798,487	796,567	796,567	796,567	(1,920)
Total Salaries & Employee Benefits		**39,660,284**	**48,285,621**	**36,932,657**	**35,974,787**	**35,974,787**	**35,974,787**	**(957,870)**
Services and Supplies								
2103	Clothing / Employee	0	0	2,006	5,000	5,000	5,000	2,994
2106	Communications	760,835	688,500	464,979	503,732	503,732	503,732	38,753
2107	Duplicating	653	1,000	0	0	0	0	0
2108	Food	0	0	1,023	5,000	5,000	5,000	3,977
2109	Household Expense	34,425	49,000	45,156	80,000	80,000	80,000	34,844
2110	Insurance	559,967	805,642	805,642	599,768	599,768	599,768	(205,874)
2112	Maintenance-Equipment	30,473	146,500	122,831	425,241	425,241	425,241	302,410
2113	Maintenance-Structures	75,629	167,000	31,062	156,150	156,150	156,150	125,088
2114	Medical Dental & Lab Supplies	0	0	1,275	0	0	0	(1,275)
2115	Memberships	48,394	49,000	50,570	55,000	55,000	55,000	4,430

County of Humboldt
Schedule 9- Budget Unit Expenditure Detail
2019-20 Budget

Object		2017-18 Actual	2018-19 Adopted	2018-19 Actual	2019-20 Request	2019-20 Recommended	2019-20 Proposed	Increase (Decrease)
2116	Postage	261,813	300,000	359,125	0	0	0	(359,125)
2117	Office Expense	358,316	420,000	287,594	1,062,760	1,212,760	1,212,760	925,166
2118	Professional & Special Service	21,227	0	648,019	3,849,606	3,849,606	3,849,606	3,201,587
2119	Publications & Legal Notices	60	500	75	500	500	500	425
2120	Rents & Leases - Equipment	348,943	240,000	87,401	175,000	175,000	175,000	87,599
2121	Rents & Leases - Structures	2,602,994	3,388,478	2,836,372	1,199,827	1,199,827	1,199,827	(1,636,545)
2122	Minor Equipment	7,425	8,000	5,726	21,000	21,000	21,000	15,274
2123	Special Departmental Expense	6,205	17,000	3,965	10,000	10,000	10,000	6,035
2125	Transportation & Travel	357,539	350,000	247,707	238,370	238,370	238,370	(9,337)
2126	Utilities	275,830	275,000	200,627	186,849	186,849	186,849	(13,778)
2127	Security Guard	226,455	233,442	344,056	150,000	150,000	150,000	(194,056)
2129	Drinking Water	0	0	1,682	0	0	0	(1,682)
2140	Late Fees & Penalties	301	300	211	0	0	0	(211)
2148	Computer Software	440,312	515,800	169,706	457,267	457,267	457,267	287,561
2171	MediCal Citizen Verification	15	1,000	0	0	0	0	0
2194	Recruiting and Employment Cost	22,404	26,000	12,619	13,000	13,000	13,000	381
2217	Books & Periodicals	3,639	5,000	1,546	0	0	0	(1,546)
2225	Transportation-Out of County	226,411	175,000	194,087	175,000	175,000	175,000	(19,087)
2315	Adult Protection Emergency	3,971,659	3,954,142	2,745,385	0	0	0	(2,745,385)
2317	Office Expense - Equipment	82,776	275,000	33,554	150,000	0	0	(33,554)
2407	CalWorks	6,580,022	8,808,993	4,025,209	0	0	0	(4,025,209)
2414	CWS	5,434,836	6,628,429	3,776,498	0	0	0	(3,776,498)
2474	Public Authority	32,600	48,491	22,414	0	0	0	(22,414)
2504	Interpreters	0	2,000	0	0	0	0	0
2611	Special Investigations	0	0	1,297,574	0	0	0	(1,297,574)
2612	Food Stamp Employment & Train	182,228	125,757	157,600	150,000	150,000	150,000	(7,600)
2614	Staff Development & Training	62,953	50,000	49,307	80,000	80,000	80,000	30,693
2617	ProfSrv-DirectClientSupportSrv	953,938	2,160,240	154,720	0	0	0	(154,720)
2631	Compliance Assist Proj-UST	0	0	2,077	0	0	0	(2,077)
2638	C-IV Related Expenses	6,300	40,000	5,746	40,000	40,000	40,000	34,254
2701	Humboldt Treatment	177,553	319,000	83,133	0	0	0	(83,133)
2723	Food Stamp Issuance Services	4,640,854	3,500,000	3,833,749	3,069,338	3,069,338	3,069,338	(764,411)
Total Services and Supplies		**28,795,984**	**33,774,214**	**23,112,028**	**12,858,408**	**12,858,408**	**12,858,408**	**(10,253,620)**
Other Charges								

County of Humboldt
Schedule 9- Budget Unit Expenditure Detail
2019-20 Budget

Object		2017-18 Actual	2018-19 Adopted	2018-19 Actual	2019-20 Request	2019-20 Recommended	2019-20 Proposed	Increase (Decrease)
3026	Sustain Licenses	0	0	63	0	0	0	(63)
3109	Grant Fund Disbursements	193,629	117,366	183,177	0	0	0	(183,177)
3125	Information Services Charges	757,231	895,669	895,669	810,163	810,163	810,163	(85,506)
3129	Financial Intermediary	0	1,050,000	0	1,050,000	1,050,000	1,050,000	1,050,000
3137	Central Services Charges	1,685,131	1,658,434	0	0	0	0	0
3138	Homeless Management Info Systm	73,059	69,500	53,701	0	0	0	(53,701)
3202	DHHS Administration	1,972,135	2,414,828	1,505,973	0	0	0	(1,505,973)
3281	ADA Projects	422	0	0	0	0	0	0
3320	Misc Fraud Services	23,542	25,000	18,890	25,000	25,000	25,000	6,110
3335	CAPCC	9,000	35,000	0	0	0	0	0
3346	Family Housing-Medical Support	604,417	500,000	678,950	0	0	0	(678,950)
3434	U.C. Davis Training	88,825	92,430	101,150	0	0	0	(101,150)
3436	DA AFDC/Food Stmp Fraud Prosec	0	24,000	0	0	0	0	0
3513	Communications/Utility Charges	1,149	1,716	1,716	1,747	1,747	1,747	31
3517	ADA ISF Charges	1,008	582,019	582,019	495,326	495,326	495,326	(86,693)
3621	RCAA	102,633	1,271,137	1,023	0	0	0	(1,023)
3703	Area Council on Aging	84,106	84,106	84,106	0	0	0	(84,106)
3928	Expenditure Reimbursement	2,485,182	2,602,576	1,345,749	0	0	0	(1,345,749)
3940	Purchasing & Disposition Chg	35,998	34,626	35,895	32,093	32,093	32,093	(3,802)
Total Other Charges		**8,117,467**	**11,458,407**	**5,488,081**	**2,414,329**	**2,414,329**	**2,414,329**	**(3,073,752)**
Fixed Assets								
8066	Computer Equipment	12,682	38,000	0	0	0	0	0
8428	HVAC System	0	65,000	0	30,500	30,500	30,500	30,500
8655	FAX/PRINTER/COPIER	0	100,000	0	0	0	0	0
8771	Vehicle-Truck	0	150,000	192,718	30,000	30,000	30,000	(162,718)
8774	Vehicle-Van	179,784	150,000	150,891	0	0	0	(150,891)
8777	Vehicle-Auto	133,128	0	0	0	0	0	0
8842	ADA Capital Projects	228	0	0	750,000	750,000	750,000	750,000
8965	Computer Software	220	0	10,750	712,200	712,200	712,200	701,450
8989	Equipment-Miscellaneous	0	50,000	9,425	0	0	0	(9,425)
8998	Building Modification	261,922	1,823,000	36,847	171,450	171,450	171,450	134,603
Total Fixed Assets		**587,964**	**2,376,000**	**400,631**	**1,694,150**	**1,694,150**	**1,694,150**	**1,293,519**
Special Items								

Object		2017-18 Actual	2018-19 Adopted	2018-19 Actual	2019-20 Request	2019-20 Recommended	2019-20 Proposed	Increase (Decrease)
9138	Intrafund Transfer	0	0	0	11,942,974	11,942,974	11,942,974	11,942,974
Total Special Items		**0**	**0**	**0**	**11,942,974**	**11,942,974**	**11,942,974**	**11,942,974**
Operating Revenue & Contributn								
Total Operating Revenue & Contributn		**0**	**0**	**0**	**0**	**0**	**0**	**0**
Other Financing Sources								
9328	General Relief	(649,645)	(1,323,031)	(422,560)	0	0	0	422,560
Total Other Financing Sources		**(649,645)**	**(1,323,031)**	**(422,560)**	**0**	**0**	**0**	**422,560**
Other Financing Uses								
9108	Interfund ExpenditureCost Plan	0	0	0	1,703,450	1,703,450	1,703,450	1,703,450
9263	IE - California Children's Ser	0	0	0	213,434	213,434	213,434	213,434
9267	IE - CalFresh	0	0	0	438,084	438,084	438,084	438,084
9268	IE - Medi-Cal	0	0	0	674,873	674,873	674,873	674,873
9278	IE - DHHS Admin.	0	0	0	2,256,932	2,256,932	2,256,932	2,256,932
9279	IE - SSB Chrg to Other Co Dept	0	0	0	24,000	24,000	24,000	24,000
Total Other Financing Uses		**0**	**0**	**0**	**5,310,773**	**5,310,773**	**5,310,773**	**5,310,773**
Total 511 Social Services		**76,512,054**	**94,571,211**	**65,510,837**	**70,195,421**	**70,195,421**	**70,195,421**	**4,684,584**
515 SB 163 Wraparound Program								
Services and Supplies								
2123	Special Departmental Expense	(500)	0	0	0	0	0	0
Total Services and Supplies		**(500)**	**0**	**0**	**0**	**0**	**0**	**0**
Other Charges								
3123	Title IV-E Waiver	845,515	915,170	421,951	915,170	915,170	915,170	493,219
3940	Purchasing & Disposition Chg	1,894	0	0	0	0	0	0
Total Other Charges		**847,409**	**915,170**	**421,951**	**915,170**	**915,170**	**915,170**	**493,219**
Total 515 SB 163 Wraparound Program		**846,909**	**915,170**	**421,951**	**915,170**	**915,170**	**915,170**	**493,219**
516 Administration								
Salaries & Employee Benefits								

County of Humboldt
Schedule 9- Budget Unit Expenditure Detail
2019-20 Budget

Object		2017-18 Actual	2018-19 Adopted	2018-19 Actual	2019-20 Request	2019-20 Recommended	2019-20 Proposed	Increase (Decrease)
1100	Salaries And Wages	2,444,283	2,671,743	2,195,271	2,583,418	2,583,418	2,583,418	388,147
1400	Extra Help	61,595	96,405	61,908	96,400	96,400	96,400	34,492
1450	Unemployment Insurance	4,733	5,076	3,980	6,717	6,717	6,717	2,737
1460	Overtime	13,123	0	9,127	0	0	0	(9,127)
1470	Health Insurance	309,003	415,695	249,920	281,800	281,800	281,800	31,880
1471	Life & Air Travel Insurance	1,601	1,746	1,440	1,654	1,654	1,654	214
1472	Dental Insurance	22,184	26,640	21,120	22,968	22,968	22,968	1,848
1475	Salaries/Benefits Cost Share	(1,067,724)	(969,871)	(246,094)	(775,320)	(775,320)	(775,320)	(529,226)
1500	Retirement	582,894	677,821	547,128	701,114	701,114	701,114	153,986
1510	PARS Contribution	12,216	26,717	23,260	38,751	38,751	38,751	15,491
1600	FICA	182,559	204,388	160,390	197,632	197,632	197,632	37,242
1700	Workers' Compensation	73,493	59,414	59,414	61,811	61,811	61,811	2,397
Total Salaries & Employee Benefits		**2,639,960**	**3,215,774**	**3,086,864**	**3,216,945**	**3,216,945**	**3,216,945**	**130,081**
Services and Supplies								
2106	Communications	14,971	7,700	8,994	7,700	7,700	7,700	(1,294)
2110	Insurance	43,181	46,075	46,075	50,591	50,591	50,591	4,516
2117	Office Expense	1,993	3,000	862	3,000	4,700	4,700	3,838
2118	Professional & Special Service	0	0	5,000	0	0	0	(5,000)
2121	Rents & Leases - Structures	732,992	775,786	752,771	775,786	775,786	775,786	23,015
2126	Utilities	65,241	62,800	46,671	62,800	62,800	62,800	16,129
2162	Ergonomic Furniture	0	1,000	0	1,000	1,000	1,000	1,000
2194	Recruiting and Employment Cost	602	3,500	0	3,500	3,500	3,500	3,500
2317	Office Expense - Equipment	0	1,700	0	1,700	0	0	0
2614	Staff Development & Training	0	800	300	800	800	800	500
2617	ProfSrv-DirectClientSupportSrv	8,124	202,000	0	202,000	202,000	202,000	202,000
Total Services and Supplies		**867,104**	**1,104,361**	**860,673**	**1,108,877**	**1,108,877**	**1,108,877**	**248,204**
Other Charges								
3125	Information Services Charges	182,165	188,905	188,905	201,352	201,352	201,352	12,447
3137	Central Services Charges	50,693	50,693	0	0	0	0	0
3320	Misc Fraud Services	25	0	0	0	0	0	0
3513	Communications/Utility Charges	139	218	218	223	223	223	5
3517	ADA ISF Charges	0	22,128	22,128	29,465	29,465	29,465	7,337
3928	Expenditure Reimbursement	181,705	275,000	(376,068)	0	0	0	376,068

Object		2017-18 Actual	2018-19 Adopted	2018-19 Actual	2019-20 Request	2019-20 Recommended	2019-20 Proposed	Increase (Decrease)
3940	Purchasing & Disposition Chg	291	480	480	433	433	433	(47)
Total Other Charges		**415,018**	**537,424**	**(164,337)**	**231,473**	**231,473**	**231,473**	**395,810**
Fixed Assets								
Total Fixed Assets		**0**	**0**	**0**	**0**	**0**	**0**	**0**
Special Items								
9138	Intrafund Transfer	(1,951,370)	(2,414,827)	(1,505,973)	0	0	0	1,505,973
9332	DHHS Charges to Branches	(2,025,532)	(2,442,732)	(1,524,154)	0	0	0	1,524,154
Total Special Items		**(3,976,902)**	**(4,857,559)**	**(3,030,127)**	**0**	**0**	**0**	**3,030,127**
Other Financing Uses								
9108	Interfund ExpenditureCost Plan	0	0	0	22,752	22,752	22,752	22,752
Total Other Financing Uses		**0**	**0**	**0**	**22,752**	**22,752**	**22,752**	**22,752**
Total 516 Administration		**(54,820)**	**0**	**753,073**	**4,580,047**	**4,580,047**	**4,580,047**	**3,826,974**
517 Temp Assistance Needy Families								
Services and Supplies								
Total Services and Supplies		**0**	**0**	**0**	**0**	**0**	**0**	**0**
Other Charges								
3122	Refugee Assistance Payments	75	4,500	0	4,500	4,500	4,500	4,500
3127	Assistance Payments	9,866,415	12,178,254	9,346,574	12,178,254	12,178,254	12,178,254	2,831,680
Total Other Charges		**9,866,490**	**12,182,754**	**9,346,574**	**12,182,754**	**12,182,754**	**12,182,754**	**2,836,180**
Total 517 Temp Assistance Needy Families		**9,866,490**	**12,182,754**	**9,346,574**	**12,182,754**	**12,182,754**	**12,182,754**	**2,836,180**
518 Foster Care								
Other Charges								
3115	Assistance Pmts - THP Plus	186,683	250,000	176,456	250,000	250,000	250,000	73,544
3121	Assistance Payments-Probation	65,163	458,500	0	458,500	458,500	458,500	458,500
3127	Assistance Payments	8,349,251	7,300,000	9,785,705	10,812,290	10,812,290	10,812,290	1,026,585
3620	Aid to Adoptions	7,917,887	7,907,653	7,620,064	9,250,681	9,250,681	9,250,681	1,630,617
Total Other Charges		**16,518,984**	**15,916,153**	**17,582,225**	**20,771,471**	**20,771,471**	**20,771,471**	**3,189,246**

Object		2017-18 Actual	2018-19 Adopted	2018-19 Actual	2019-20 Request	2019-20 Recommended	2019-20 Proposed	Increase (Decrease)
Not Applicable								
Total Not Applicable		**0**	**0**	**0**	**0**	**0**	**0**	**0**
Total 518 Foster Care		**16,518,984**	**15,916,153**	**17,582,225**	**20,771,471**	**20,771,471**	**20,771,471**	**3,189,246**
519 Temp Assist Needy Fams-ECF								
Salaries & Employee Benefits								
Total Salaries & Employee Benefits		**0**	**0**	**0**	**0**	**0**	**0**	**0**
Services and Supplies								
Total Services and Supplies		**0**	**0**	**0**	**0**	**0**	**0**	**0**
Other Charges								
Total Other Charges		**0**	**0**	**0**	**0**	**0**	**0**	**0**
Special Items								
Total Special Items		**0**	**0**	**0**	**0**	**0**	**0**	**0**
Total 519 Temp Assist Needy Fams-ECF		**0**	**0**	**0**	**0**	**0**	**0**	**0**
525 General Relief								
Services and Supplies								
Total Services and Supplies		**0**	**0**	**0**	**0**	**0**	**0**	**0**
Other Charges								
3017	Small Grants Program	0	50,000	46,000	0	0	0	(46,000)
3127	Assistance Payments	729,961	1,073,192	733,342	1,073,192	1,073,192	1,073,192	339,850
3128	General Relief Homeless Asst	1,200	2,400	800	2,400	2,400	2,400	1,600
3223	Admin Chrgs to Social Services	1,104,776	1,552,000	581,987	1,552,000	1,552,000	1,552,000	970,013
3241	TAP - Track A	70,392	121,365	51,030	121,365	121,365	121,365	70,335
3242	TAP - Track B	4,937	3,000	999	3,000	3,000	3,000	2,001
3261	Shelter	16,788	124,500	190,274	124,500	124,500	124,500	(65,774)
3359	Indigent Care	0	1,000	0	1,000	1,000	1,000	1,000
3940	Purchasing & Disposition Chg	1,049	2,141	13	139	139	139	126

Object		2017-18 Actual	2018-19 Adopted	2018-19 Actual	2019-20 Request	2019-20 Recommended	2019-20 Proposed	Increase (Decrease)
Total Other Charges		**1,929,103**	**2,929,598**	**1,604,445**	**2,877,596**	**2,877,596**	**2,877,596**	**1,273,151**
Fixed Assets								
Total Fixed Assets		**0**	**0**	**0**	**0**	**0**	**0**	**0**
Total 525 General Relief		**1,929,103**	**2,929,598**	**1,604,445**	**2,877,596**	**2,877,596**	**2,877,596**	**1,273,151**
582 ETD Multi-Project								
Salaries & Employee Benefits								
Total Salaries & Employee Benefits		**0**	**0**	**0**	**0**	**0**	**0**	**0**
Services and Supplies								
2106	Communications	1	0	0	0	0	0	0
2117	Office Expense	1	0	0	0	0	0	0
2121	Rents & Leases - Structures	22	0	0	0	0	0	0
2126	Utilities	2	0	0	0	0	0	0
2225	Transportation-Out of County	1	0	0	0	0	0	0
2614	Staff Development & Training	2	0	0	0	0	0	0
Total Services and Supplies		**29**	**0**	**0**	**0**	**0**	**0**	**0**
Other Charges								
3137	Central Services Charges	474	0	0	0	0	0	0
3928	Expenditure Reimbursement	303	0	0	0	0	0	0
3940	Purchasing & Disposition Chg	73	0	0	0	0	0	0
Total Other Charges		**850**	**0**	**0**	**0**	**0**	**0**	**0**
Fixed Assets								
Total Fixed Assets		**0**	**0**	**0**	**0**	**0**	**0**	**0**
Special Items								
9333	WIB Reimbursement from EDD	(15,588)	0	0	0	0	0	0
Total Special Items		**(15,588)**	**0**	**0**	**0**	**0**	**0**	**0**
Total 582 ETD Multi-Project		**(14,709)**	**0**	**0**	**0**	**0**	**0**	**0**
584 Supplemental Displaced Worker								

County of Humboldt
Schedule 9- Budget Unit Expenditure Detail
2019-20 Budget

Object		2017-18 Actual	2018-19 Adopted	2018-19 Actual	2019-20 Request	2019-20 Recommended	2019-20 Proposed	Increase (Decrease)
Salaries & Employee Benefits								
Total Salaries & Employee Benefits		**0**	**0**	**0**	**0**	**0**	**0**	**0**
Services and Supplies								
2106	Communications	223	3,304	0	0	0	0	0
2109	Household Expense	0	551	0	0	0	0	0
2110	Insurance	0	2,366	0	0	0	0	0
2112	Maintenance-Equipment	13	198	0	0	0	0	0
2113	Maintenance-Structures	0	1,101	0	0	0	0	0
2115	Memberships	0	33	0	0	0	0	0
2116	Postage	0	66	0	0	0	0	0
2117	Office Expense	331	2,202	0	0	0	0	0
2118	Professional & Special Service	3	551	0	0	0	0	0
2120	Rents & Leases - Equipment	91	551	0	0	0	0	0
2121	Rents & Leases - Structures	5,632	9,019	0	0	0	0	0
2123	Special Departmental Expense	0	220	0	0	0	0	0
2125	Transportation & Travel	0	551	0	0	0	0	0
2126	Utilities	485	0	0	0	0	0	0
2140	Late Fees & Penalties	0	11	0	0	0	0	0
2148	Computer Software	2	2,918	0	0	0	0	0
2194	Recruiting and Employment Cost	0	151	0	0	0	0	0
2217	Books & Periodicals	28	55	0	0	0	0	0
2225	Transportation-Out of County	2,007	1,101	0	0	0	0	0
2317	Office Expense - Equipment	0	2,753	0	0	0	0	0
2614	Staff Development & Training	574	330	0	0	0	0	0
Total Services and Supplies		**9,389**	**28,032**	**0**	**0**	**0**	**0**	**0**
Other Charges								
3003	General Program Costs	522	0	0	0	0	0	0
3004	Classroom Training	51	0	0	0	0	0	0
3005	On-the-job Training	17,503	23,881	0	0	0	0	0
3006	Training related Support	89	7,700	0	0	0	0	0
3109	Grant Fund Disbursements	24,061	6,600	(72)	0	0	0	72
3125	Information Services Charges	0	1,730	0	0	0	0	0
3137	Central Services Charges	407	407	0	0	0	0	0

County of Humboldt
Schedule 9- Budget Unit Expenditure Detail
2019-20 Budget

Object		2017-18 Actual	2018-19 Adopted	2018-19 Actual	2019-20 Request	2019-20 Recommended	2019-20 Proposed	Increase (Decrease)
3202	DHHS Administration	0	9,425	0	0	0	0	0
3366	Tuition/Fees	20,465	2,200	0	0	0	0	0
3513	Communications/Utility Charges	0	70	0	0	0	0	0
3517	ADA ISF Charges	0	1,446	0	0	0	0	0
3624	Work Experience	34,391	49,500	0	0	0	0	0
3928	Expenditure Reimbursement	57,594	178,783	0	0	0	0	0
3940	Purchasing & Disposition Chg	437	480	480	0	0	0	(480)
Total Other Charges		**155,520**	**282,222**	**408**	**0**	**0**	**0**	**(408)**
Special Items								
9333	WIB Reimbursement from EDD	(319,134)	(310,254)	0	0	0	0	0
Total Special Items		**(319,134)**	**(310,254)**	**0**	**0**	**0**	**0**	**0**
Total 584 Supplemental Displaced Worker		**(154,225)**	**0**	**408**	**0**	**0**	**0**	**(408)**
586 Rapid Response								
Services and Supplies								
2106	Communications	11	0	0	0	0	0	0
2112	Maintenance-Equipment	1	0	0	0	0	0	0
2117	Office Expense	16	0	0	0	0	0	0
2120	Rents & Leases - Equipment	4	0	0	0	0	0	0
2121	Rents & Leases - Structures	268	0	0	0	0	0	0
2126	Utilities	23	0	0	0	0	0	0
2217	Books & Periodicals	1	0	0	0	0	0	0
2225	Transportation-Out of County	11	0	0	0	0	0	0
2614	Staff Development & Training	27	0	0	0	0	0	0
Total Services and Supplies		**362**	**0**	**0**	**0**	**0**	**0**	**0**
Other Charges								
3137	Central Services Charges	6	0	0	0	0	0	0
3928	Expenditure Reimbursement	4,821	0	0	0	0	0	0
Total Other Charges		**4,827**	**0**	**0**	**0**	**0**	**0**	**0**
Fixed Assets								
Total Fixed Assets		**0**	**0**	**0**	**0**	**0**	**0**	**0**

Object		2017-18 Actual	2018-19 Adopted	2018-19 Actual	2019-20 Request	2019-20 Recommended	2019-20 Proposed	Increase (Decrease)
Special Items								
9333	WIB Reimbursement from EDD	(16,895)	0	0	0	0	0	0
Total Special Items		**(16,895)**	**0**	**0**	**0**	**0**	**0**	**0**
Total 586 Rapid Response		**(11,706)**	**0**	**0**	**0**	**0**	**0**	**0**
589 Adult Programs								
Salaries & Employee Benefits								
Total Salaries & Employee Benefits		**0**	**0**	**0**	**0**	**0**	**0**	**0**
Services and Supplies								
2106	Communications	358	0	0	0	0	0	0
2112	Maintenance-Equipment	21	0	0	0	0	0	0
2117	Office Expense	533	0	0	0	0	0	0
2118	Professional & Special Service	4	0	0	0	0	0	0
2120	Rents & Leases - Equipment	147	0	0	0	0	0	0
2121	Rents & Leases - Structures	9,061	0	0	0	0	0	0
2126	Utilities	780	0	0	0	0	0	0
2148	Computer Software	3	0	0	0	0	0	0
2217	Books & Periodicals	44	0	0	0	0	0	0
2225	Transportation-Out of County	360	0	0	0	0	0	0
2614	Staff Development & Training	924	0	0	0	0	0	0
Total Services and Supplies		**12,235**	**0**	**0**	**0**	**0**	**0**	**0**
Other Charges								
3004	Classroom Training	14,678	0	0	0	0	0	0
3005	On-the-job Training	22,167	0	0	0	0	0	0
3006	Training related Support	11,098	0	0	0	0	0	0
3137	Central Services Charges	372	0	0	0	0	0	0
3366	Tuition/Fees	149,937	0	0	0	0	0	0
3928	Expenditure Reimbursement	96,836	0	0	0	0	0	0
3940	Purchasing & Disposition Chg	422	0	0	0	0	0	0
Total Other Charges		**295,510**	**0**	**0**	**0**	**0**	**0**	**0**
Special Items								

County of Humboldt
Schedule 9- Budget Unit Expenditure Detail
2019-20 Budget

Object		2017-18 Actual	2018-19 Adopted	2018-19 Actual	2019-20 Request	2019-20 Recommended	2019-20 Proposed	Increase (Decrease)
9333	WIB Reimbursement from EDD	(557,299)	0	0	0	0	0	0
Total Special Items		**(557,299)**	**0**	**0**	**0**	**0**	**0**	**0**
Total 589 Adult Programs		**(249,554)**	**0**	**0**	**0**	**0**	**0**	**0**
590 Dislocated Worker Programs								
Salaries & Employee Benefits								
Total Salaries & Employee Benefits		**0**	**0**	**0**	**0**	**0**	**0**	**0**
Services and Supplies								
2106	Communications	29	0	0	0	0	0	0
2112	Maintenance-Equipment	2	0	0	0	0	0	0
2117	Office Expense	43	0	0	0	0	0	0
2120	Rents & Leases - Equipment	12	0	0	0	0	0	0
2121	Rents & Leases - Structures	736	0	0	0	0	0	0
2126	Utilities	63	0	0	0	0	0	0
2217	Books & Periodicals	4	0	0	0	0	0	0
2225	Transportation-Out of County	29	0	0	0	0	0	0
2614	Staff Development & Training	75	0	0	0	0	0	0
Total Services and Supplies		**993**	**0**	**0**	**0**	**0**	**0**	**0**
Other Charges								
3004	Classroom Training	770	0	0	0	0	0	0
3006	Training related Support	368	0	0	0	0	0	0
3137	Central Services Charges	166	0	0	0	0	0	0
3366	Tuition/Fees	5,185	0	0	0	0	0	0
3928	Expenditure Reimbursement	6,705	0	0	0	0	0	0
3940	Purchasing & Disposition Chg	350	0	0	0	0	0	0
Total Other Charges		**13,544**	**0**	**0**	**0**	**0**	**0**	**0**
Special Items								
9333	WIB Reimbursement from EDD	(67,086)	0	0	0	0	0	0
Total Special Items		**(67,086)**	**0**	**0**	**0**	**0**	**0**	**0**
Total 590 Dislocated Worker Programs		**(52,549)**	**0**	**0**	**0**	**0**	**0**	**0**

County of Humboldt
Schedule 9- Budget Unit Expenditure Detail
2019-20 Budget

Object		2017-18 Actual	2018-19 Adopted	2018-19 Actual	2019-20 Request	2019-20 Recommended	2019-20 Proposed	Increase (Decrease)
592 Cal-Learn								
Other Charges								
Total Other Charges		**0**	**0**	**0**	**0**	**0**	**0**	**0**
Total 592 Cal-Learn		**0**	**0**	**0**	**0**	**0**	**0**	**0**
596 ETD Administration								
Salaries & Employee Benefits								
Total Salaries & Employee Benefits		**0**	**0**	**0**	**0**	**0**	**0**	**0**
Services and Supplies								
Total Services and Supplies		**0**	**0**	**0**	**0**	**0**	**0**	**0**
Other Charges								
Total Other Charges		**0**	**0**	**0**	**0**	**0**	**0**	**0**
Fixed Assets								
Total Fixed Assets		**0**	**0**	**0**	**0**	**0**	**0**	**0**
Special Items								
Total Special Items		**0**	**0**	**0**	**0**	**0**	**0**	**0**
Total 596 ETD Administration		**0**	**0**	**0**	**0**	**0**	**0**	**0**
597 ETD Staff								
Salaries & Employee Benefits								
1100	Salaries And Wages	1,243,305	1,323,609	919,236	1,308,362	1,308,362	1,308,362	389,126
1400	Extra Help	2,705	0	15,024	0	0	0	(15,024)
1450	Unemployment Insurance	2,286	2,515	1,707	2,401	2,401	2,401	694
1460	Overtime	253	0	0	0	0	0	0
1470	Health Insurance	226,864	266,179	163,478	219,299	219,299	219,299	55,821
1471	Life & Air Travel Insurance	904	960	753	948	948	948	195
1472	Dental Insurance	17,405	19,440	14,760	18,096	18,096	18,096	3,336
1475	Salaries/Benefits Cost Share	(371,556)	(554,544)	101,930	(276,443)	(276,443)	(276,443)	(378,373)

County of Humboldt
Schedule 9- Budget Unit Expenditure Detail
2019-20 Budget

Object		2017-18 Actual	2018-19 Adopted	2018-19 Actual	2019-20 Request	2019-20 Recommended	2019-20 Proposed	Increase (Decrease)
1500	Retirement	279,146	335,800	228,288	355,077	355,077	355,077	126,789
1510	PARS Contribution	5,754	13,236	9,370	19,625	19,625	19,625	10,255
1600	FICA	92,085	101,257	70,086	100,090	100,090	100,090	30,004
1700	Workers' Compensation	27,678	27,615	27,615	28,923	28,923	28,923	1,308
Total Salaries & Employee Benefits		**1,526,829**	**1,536,067**	**1,552,247**	**1,776,378**	**1,776,378**	**1,776,378**	**224,131**
Services and Supplies								
2103	Clothing / Employee	0	0	44	0	0	0	(44)
2106	Communications	17,853	26,997	16,704	20,000	20,000	20,000	3,296
2108	Food	0	0	404	0	0	0	(404)
2109	Household Expense	645	4,499	347	3,000	3,000	3,000	2,653
2110	Insurance	21,530	26,684	26,684	28,602	28,602	28,602	1,918
2112	Maintenance-Equipment	779	1,620	1,126	3,000	3,000	3,000	1,874
2113	Maintenance-Structures	1,554	8,999	664	8,999	8,999	8,999	8,335
2114	Medical Dental & Lab Supplies	0	0	5	100	100	100	95
2115	Memberships	0	300	40	300	300	300	260
2116	Postage	393	600	9	0	0	0	(9)
2117	Office Expense	19,638	17,998	16,226	38,600	38,600	38,600	22,374
2118	Professional & Special Service	1,017	4,499	1,072	4,000	4,000	4,000	2,928
2120	Rents & Leases - Equipment	7,431	4,499	2,069	8,000	8,000	8,000	5,931
2121	Rents & Leases - Structures	89,170	73,701	0	85,000	85,000	85,000	85,000
2122	Minor Equipment	0	0	2,105	0	0	0	(2,105)
2123	Special Departmental Expense	203	1,800	0	3,800	3,800	3,800	3,800
2125	Transportation & Travel	3,572	4,499	2,032	5,000	5,000	5,000	2,968
2126	Utilities	8,354	9,500	6,598	9,500	9,500	9,500	2,902
2140	Late Fees & Penalties	0	100	4	100	100	100	96
2148	Computer Software	904	15,847	1,775	7,500	7,500	7,500	5,725
2194	Recruiting and Employment Cost	0	1,375	0	500	500	500	500
2217	Books & Periodicals	151	450	0	0	0	0	0
2225	Transportation-Out of County	5,087	8,999	2,608	9,000	9,000	9,000	6,392
2317	Office Expense - Equipment	7,105	22,497	18,053	0	0	0	(18,053)
2614	Staff Development & Training	800	2,700	0	2,000	2,000	2,000	2,000
Total Services and Supplies		**186,186**	**238,163**	**98,569**	**237,001**	**237,001**	**237,001**	**138,432**
Other Charges								

Object		2017-18 Actual	2018-19 Adopted	2018-19 Actual	2019-20 Request	2019-20 Recommended	2019-20 Proposed	Increase (Decrease)
3003	General Program Costs	0	1,000	0	0	0	0	0
3004	Classroom Training	0	5,000	1,934	0	0	0	(1,934)
3125	Information Services Charges	15,681	15,706	15,706	17,161	17,161	17,161	1,455
3137	Central Services Charges	26,633	27,651	0	0	0	0	0
3202	DHHS Administration	67,406	97,737	42,984	91,497	91,497	91,497	48,513
3513	Communications/Utility Charges	413	635	635	649	649	649	14
3517	ADA ISF Charges	0	14,991	16,305	21,501	21,501	21,501	5,196
3622	On Job Training	48,333	60,000	21,612	50,000	50,000	50,000	28,388
3624	Work Experience	168,300	170,000	48,952	100,000	100,000	100,000	51,048
3654	One Stop	12,964	8,500	468	0	0	0	(468)
3928	Expenditure Reimbursement	193,611	177,763	(68,942)	0	0	0	68,942
3940	Purchasing & Disposition Chg	1,748	2,686	2,686	4,471	4,471	4,471	1,785
Total Other Charges		**535,089**	**581,669**	**82,340**	**285,279**	**285,279**	**285,279**	**202,939**
Fixed Assets								
Total Fixed Assets		**0**	**0**	**0**	**0**	**0**	**0**	**0**
Special Items								
9138	Intrafund Transfer	(166,259)	0	0	0	0	0	0
9332	DHHS Charges to Branches	0	0	20,649	0	0	0	(20,649)
9334	CalWORKs Reimbursement frm SSB	(1,206,806)	(2,024,605)	(349,164)	0	0	0	349,164
9344	Legal Services-Code Enforcemnt	0	0	(494,875)	0	0	0	494,875
Total Special Items		**(1,373,065)**	**(2,024,605)**	**(823,390)**	**0**	**0**	**0**	**823,390**
Operating Revenue & Contributn								
Total Operating Revenue & Contributn		**0**	**0**	**0**	**0**	**0**	**0**	**0**
Other Financing Uses								
9108	Interfund ExpenditureCost Plan	0	0	0	25,034	25,034	25,034	25,034
Total Other Financing Uses		**0**	**0**	**0**	**25,034**	**25,034**	**25,034**	**25,034**
Total 597 ETD Staff		**875,039**	**331,294**	**909,766**	**2,323,692**	**2,323,692**	**2,323,692**	**1,413,926**
599 Veterans Service Officer								
Salaries & Employee Benefits								

County of Humboldt
Schedule 9- Budget Unit Expenditure Detail
2019-20 Budget

Object		2017-18 Actual	2018-19 Adopted	2018-19 Actual	2019-20 Request	2019-20 Recommended	2019-20 Proposed	Increase (Decrease)
1100	Salaries And Wages	142,867	184,777	139,118	191,513	191,513	191,513	52,395
1400	Extra Help	14,545	0	0	0	0	0	0
1450	Unemployment Insurance	312	352	266	498	498	498	232
1460	Overtime	34	0	0	0	0	0	0
1470	Health Insurance	35,097	39,530	28,144	32,673	32,673	32,673	4,529
1471	Life & Air Travel Insurance	155	162	140	162	162	162	22
1472	Dental Insurance	2,655	2,880	2,460	2,784	2,784	2,784	324
1475	Salaries/Benefits Cost Share	0	0	3,532	(64,924)	(64,924)	(64,924)	(68,456)
1500	Retirement	34,315	46,878	35,658	51,975	51,975	51,975	16,317
1510	PARS Contribution	732	1,848	1,520	2,873	2,873	2,873	1,353
1600	FICA	12,114	14,136	10,882	14,651	14,651	14,651	3,769
1700	Workers' Compensation	3,683	3,751	3,751	3,669	3,669	3,669	(82)
Total Salaries & Employee Benefits		**246,509**	**294,314**	**225,471**	**235,874**	**235,874**	**235,874**	**10,403**
Services and Supplies								
2106	Communications	4,371	4,000	3,415	4,000	4,000	4,000	585
2110	Insurance	2,190	2,956	2,956	3,075	3,075	3,075	119
2112	Maintenance-Equipment	0	0	1,091	1,100	1,100	1,100	9
2113	Maintenance-Structures	1,746	6,450	1,171	2,500	2,500	2,500	1,329
2115	Memberships	2,000	2,200	2,000	2,200	2,200	2,200	200
2116	Postage	0	200	0	0	0	0	0
2117	Office Expense	3,171	8,683	4,401	13,883	13,883	13,883	9,482
2120	Rents & Leases - Equipment	4,632	3,000	992	1,917	1,917	1,917	925
2121	Rents & Leases - Structures	17,888	20,000	18,227	20,000	20,000	20,000	1,773
2123	Special Departmental Expense	50	500	0	0	0	0	0
2125	Transportation & Travel	73	750	694	750	750	750	56
2126	Utilities	5,970	8,000	15,073	14,500	14,500	14,500	(573)
2148	Computer Software	0	1,000	0	1,000	1,000	1,000	1,000
2194	Recruiting and Employment Cost	0	500	0	250	250	250	250
2217	Books & Periodicals	0	1,000	0	0	0	0	0
2225	Transportation-Out of County	6,198	7,163	5,272	7,163	7,163	7,163	1,891
2317	Office Expense - Equipment	1,013	4,000	5,468	0	0	0	(5,468)
2614	Staff Development & Training	600	5,000	0	5,000	5,000	5,000	5,000
Total Services and Supplies		**49,902**	**75,402**	**60,760**	**77,338**	**77,338**	**77,338**	**16,578**

Object		2017-18 Actual	2018-19 Adopted	2018-19 Actual	2019-20 Request	2019-20 Recommended	2019-20 Proposed	Increase (Decrease)
Other Charges								
3125	Information Services Charges	1,688	1,626	1,626	0	0	0	(1,626)
3137	Central Services Charges	19,529	19,529	0	0	0	0	0
3513	Communications/Utility Charges	661	1,037	0	1,062	1,062	1,062	1,062
3517	ADA ISF Charges	0	0	2,329	3,551	3,551	3,551	1,222
3928	Expenditure Reimbursement	12,440	0	0	0	0	0	0
3940	Purchasing & Disposition Chg	291	1,401	1,401	1,083	1,083	1,083	(318)
Total Other Charges		**34,609**	**23,593**	**5,356**	**5,696**	**5,696**	**5,696**	**340**
Fixed Assets								
Total Fixed Assets		**0**	**0**	**0**	**0**	**0**	**0**	**0**
Special Items								
9336	SSB Charges to Other Co Dept	0	(47,422)	0	0	0	0	0
Total Special Items		**0**	**(47,422)**	**0**	**0**	**0**	**0**	**0**
Other Financing Uses								
9108	Interfund ExpenditureCost Plan	0	0	0	24,996	24,996	24,996	24,996
Total Other Financing Uses		**0**	**0**	**0**	**24,996**	**24,996**	**24,996**	**24,996**
Total 599 Veterans Service Officer		**331,020**	**345,887**	**291,587**	**343,904**	**343,904**	**343,904**	**52,317**
621 County Library								
Salaries & Employee Benefits								
1100	Salaries And Wages	1,129,521	1,324,020	1,120,062	1,404,007	1,404,007	1,404,007	283,945
1400	Extra Help	182,960	174,400	165,035	207,189	207,189	207,189	42,154
1450	Unemployment Insurance	2,403	2,880	2,392	3,606	3,606	3,606	1,214
1470	Health Insurance	209,567	317,699	183,049	224,524	224,524	224,524	41,475
1471	Life & Air Travel Insurance	927	1,087	948	1,098	1,098	1,098	150
1472	Dental Insurance	15,989	21,600	16,799	21,051	21,051	21,051	4,252
1500	Retirement	253,544	314,889	290,121	380,869	380,869	380,869	90,748
1510	PARS Contribution	5,717	13,240	12,161	21,051	21,051	21,051	8,890
1600	FICA	97,957	101,288	97,164	107,560	107,560	107,560	10,396
1700	Workers' Compensation	58,338	51,196	51,196	53,072	53,072	53,072	1,876

County of Humboldt
Schedule 9- Budget Unit Expenditure Detail
2019-20 Budget

Object		2017-18 Actual	2018-19 Adopted	2018-19 Actual	2019-20 Request	2019-20 Recommended	2019-20 Proposed	Increase (Decrease)
Total Salaries & Employee Benefits		**1,956,923**	**2,322,299**	**1,938,927**	**2,424,027**	**2,424,027**	**2,424,027**	**485,100**
Services and Supplies								
2106	Communications	203,592	204,000	90,013	160,000	160,000	160,000	69,987
2107	Duplicating	0	0	5	0	0	0	(5)
2108	Food	0	0	325	0	0	0	(325)
2109	Household Expense	2,760	3,000	4,565	3,200	3,200	3,200	(1,365)
2110	Insurance	61,443	82,853	82,853	110,418	110,418	110,418	27,565
2112	Maintenance-Equipment	12,768	3,060	42,295	37,710	37,710	37,710	(4,585)
2113	Maintenance-Structures	38,536	53,517	23,147	24,640	24,640	24,640	1,493
2114	Medical Dental & Lab Supplies	0	0	295	0	0	0	(295)
2115	Memberships	18,122	27,400	16,436	23,427	23,427	23,427	6,991
2116	Postage	5,000	8,000	4,072	0	0	0	(4,072)
2117	Office Expense	41,365	41,200	33,432	78,375	78,375	78,375	44,943
2118	Professional & Special Service	38,793	89,966	67,578	155,358	89,000	89,000	21,422
2119	Publications & Legal Notices	1,263	1,000	140	500	500	500	360
2120	Rents & Leases - Equipment	10,370	18,450	7,440	20,000	20,000	20,000	12,560
2121	Rents & Leases - Structures	65,486	64,086	59,271	57,876	57,876	57,876	(1,395)
2122	Minor Equipment	0	0	191	0	0	0	(191)
2123	Special Departmental Expense	1,767	2,200	1,361	162,000	162,000	162,000	160,639
2125	Transportation & Travel	43,043	55,000	33,278	82,000	82,000	82,000	48,722
2126	Utilities	168,278	128,750	140,121	180,000	180,000	180,000	39,879
2140	Late Fees & Penalties	260	200	409	500	500	500	91
2148	Computer Software	30,337	41,200	3,710	41,200	41,200	41,200	37,490
2160	SATTA DRUG TESTING	0	0	22,151	0	0	0	(22,151)
2217	Books & Periodicals	162,355	155,000	143,973	0	0	0	(143,973)
2225	Transportation-Out of County	6,408	5,000	5,206	0	0	0	(5,206)
2317	Office Expense - Equipment	14,475	10,000	2,135	0	0	0	(2,135)
2614	Staff Development & Training	597	5,000	1,179	0	0	0	(1,179)
Total Services and Supplies		**927,018**	**998,882**	**785,581**	**1,137,204**	**1,070,846**	**1,070,846**	**285,265**
Other Charges								
3125	Information Services Charges	124,594	135,280	135,280	143,108	143,108	143,108	7,828
3137	Central Services Charges	15,856	200,000	0	0	0	0	0
3344	Negative Interest Expense	575	0	0	0	0	0	0

Object		2017-18 Actual	2018-19 Adopted	2018-19 Actual	2019-20 Request	2019-20 Recommended	2019-20 Proposed	Increase (Decrease)
3513	Communications/Utility Charges	6,844	7,472	7,472	7,464	7,464	7,464	(8)
3517	ADA ISF Charges	0	143,564	143,564	23,094	23,094	23,094	(120,470)
3940	Purchasing & Disposition Chg	27,780	28,336	15,921	14,097	14,097	14,097	(1,824)
3985	Library Rent-Lease Interest	0	8,631	7,909	13,505	13,505	13,505	5,596
Total Other Charges		**175,649**	**523,283**	**310,146**	**201,268**	**201,268**	**201,268**	**(108,878)**
Fixed Assets								
8036	Microfilm Reader	0	0	6,922	0	0	0	(6,922)
8760	Generator	0	0	0	50,000	0	0	0
8913	Water Heater	0	0	0	10,000	0	0	0
8998	Building Modification	0	0	4,617	0	0	0	(4,617)
Total Fixed Assets		**0**	**0**	**11,539**	**60,000**	**0**	**0**	**(11,539)**
Special Items								
Total Special Items		**0**	**0**	**0**	**0**	**0**	**0**	**0**
Other Financing Uses								
9108	Interfund ExpenditureCost Plan	0	0	0	200,000	200,000	200,000	200,000
Total Other Financing Uses		**0**	**0**	**0**	**200,000**	**200,000**	**200,000**	**200,000**
Total 621 County Library		**3,059,590**	**3,844,464**	**3,046,193**	**4,022,499**	**3,896,141**	**3,896,141**	**849,948**
632 Cooperative Extension								
Salaries & Employee Benefits								
1100	Salaries And Wages	73,848	77,444	68,812	79,841	79,841	79,841	11,029
1450	Unemployment Insurance	126	143	101	208	208	208	107
1460	Overtime	518	0	0	0	0	0	0
1470	Health Insurance	21,691	22,416	16,102	16,632	16,632	16,632	530
1471	Life & Air Travel Insurance	97	93	85	93	93	93	8
1472	Dental Insurance	767	1,440	661	1,392	1,392	1,392	731
1500	Retirement	14,612	19,064	13,920	21,669	21,669	21,669	7,749
1510	PARS Contribution	350	752	747	1,197	1,197	1,197	450
1600	FICA	4,977	5,749	4,493	6,108	6,108	6,108	1,615
1700	Workers' Compensation	1,830	1,619	1,619	1,543	1,543	1,543	(76)
Total Salaries & Employee Benefits		**118,816**	**128,720**	**106,540**	**128,683**	**128,683**	**128,683**	**22,143**

County of Humboldt
Schedule 9- Budget Unit Expenditure Detail
2019-20 Budget

Object		2017-18 Actual	2018-19 Adopted	2018-19 Actual	2019-20 Request	2019-20 Recommended	2019-20 Proposed	Increase (Decrease)
Services and Supplies								
2106	Communications	1,719	4,244	1,356	4,244	4,244	4,244	2,888
2109	Household Expense	0	0	556	1,190	1,190	1,190	634
2110	Insurance	4,318	4,425	4,425	4,984	4,984	4,984	559
2114	Medical Dental & Lab Supplies	0	0	35	0	0	0	(35)
2117	Office Expense	2,533	5,700	3,019	11,700	11,700	11,700	8,681
2120	Rents & Leases - Equipment	4,295	4,500	2,791	4,500	4,500	4,500	1,709
2125	Transportation & Travel	7,834	10,000	6,377	10,000	10,000	10,000	3,623
2126	Utilities	12,921	12,170	10,160	12,170	12,170	12,170	2,010
2140	Late Fees & Penalties	2	0	15	0	0	0	(15)
2225	Transportation-Out of County	3,401	4,000	2,469	4,000	4,000	4,000	1,531
2227	Del Norte Farm Advisor	2,901	3,500	1,199	3,500	3,500	3,500	2,301
Total Services and Supplies		**39,924**	**48,539**	**32,402**	**56,288**	**56,288**	**56,288**	**23,886**
Other Charges								
3125	Information Services Charges	14,351	14,982	14,982	15,321	15,321	15,321	339
3513	Communications/Utility Charges	547	561	561	559	559	559	(2)
3517	ADA ISF Charges	0	897	897	1,593	1,593	1,593	696
3940	Purchasing & Disposition Chg	248	415	415	186	186	186	(229)
Total Other Charges		**15,146**	**16,855**	**16,855**	**17,659**	**17,659**	**17,659**	**804**
Fixed Assets								
8771	Vehicle-Truck	0	0	0	14,625	14,625	14,625	14,625
Total Fixed Assets		**0**	**0**	**0**	**14,625**	**14,625**	**14,625**	**14,625**
Special Items								
9361	County Billing	(3,000)	(3,000)	0	0	0	0	0
Total Special Items		**(3,000)**	**(3,000)**	**0**	**0**	**0**	**0**	**0**
Total 632 Cooperative Extension		**170,886**	**191,114**	**155,797**	**217,255**	**217,255**	**217,255**	**61,458**
713 Parks & Recreation								
Salaries & Employee Benefits								
1100	Salaries And Wages	219,363	259,277	235,642	307,853	307,853	307,853	72,211
1310	Uniform Allowance	0	1,710	0	1,710	1,710	1,710	1,710

County of Humboldt
Schedule 9- Budget Unit Expenditure Detail
2019-20 Budget

Object		2017-18 Actual	2018-19 Adopted	2018-19 Actual	2019-20 Request	2019-20 Recommended	2019-20 Proposed	Increase (Decrease)
1400	Extra Help	63,935	65,000	38,787	65,000	65,000	65,000	26,213
1450	Unemployment Insurance	564	493	493	801	801	801	308
1460	Overtime	20,116	5,100	12,988	8,000	8,000	8,000	(4,988)
1470	Health Insurance	47,700	75,738	40,469	69,991	69,991	69,991	29,522
1471	Life & Air Travel Insurance	168	209	191	243	243	243	52
1472	Dental Insurance	3,363	4,320	3,960	4,872	4,872	4,872	912
1500	Retirement	52,992	65,779	60,121	83,549	83,549	83,549	23,428
1510	PARS Contribution	1,151	2,593	2,581	4,618	4,618	4,618	2,037
1600	FICA	21,715	19,835	20,228	23,551	23,551	23,551	3,323
1700	Workers' Compensation	27,785	21,206	21,206	20,373	20,373	20,373	(833)
Total Salaries & Employee Benefits		**458,852**	**521,260**	**436,666**	**590,561**	**590,561**	**590,561**	**153,895**
Services and Supplies								
2103	Clothing / Employee	454	750	180	400	400	400	220
2106	Communications	5,917	5,000	5,146	5,000	5,000	5,000	(146)
2109	Household Expense	28,379	32,000	20,365	32,000	32,000	32,000	11,635
2110	Insurance	88,581	136,382	136,382	32,460	32,460	32,460	(103,922)
2112	Maintenance-Equipment	2,498	10,000	5,916	15,000	15,000	15,000	9,084
2113	Maintenance-Structures	15,644	36,421	16,050	35,000	35,000	35,000	18,950
2116	Postage	41	100	0	0	0	0	0
2117	Office Expense	7,480	5,000	6,798	6,700	6,700	6,700	(98)
2118	Professional & Special Service	16,232	17,000	28,931	30,000	30,000	30,000	1,069
2119	Publications & Legal Notices	168	0	15	0	0	0	(15)
2120	Rents & Leases - Equipment	0	1,000	0	1,000	1,000	1,000	1,000
2121	Rents & Leases - Structures	4,357	4,500	0	4,500	4,500	4,500	4,500
2122	Minor Equipment	983	2,500	1,637	2,000	2,000	2,000	363
2123	Special Departmental Expense	9,461	13,000	7,054	12,560	12,560	12,560	5,506
2125	Transportation & Travel	63,246	50,000	46,517	50,000	50,000	50,000	3,483
2126	Utilities	26,373	25,000	22,563	25,000	25,000	25,000	2,437
2140	Late Fees & Penalties	0	0	39	40	40	40	1
2317	Office Expense - Equipment	0	500	0	0	0	0	0
2350	Safety Related Expenses	484	600	43	0	0	0	(43)
2614	Staff Development & Training	0	350	0	0	0	0	0
Total Services and Supplies		**270,298**	**340,103**	**297,636**	**251,660**	**251,660**	**251,660**	**(45,976)**

Object		2017-18 Actual	2018-19 Adopted	2018-19 Actual	2019-20 Request	2019-20 Recommended	2019-20 Proposed	Increase (Decrease)
Other Charges								
3125	Information Services Charges	5,333	5,616	5,616	6,395	6,395	6,395	779
3513	Communications/Utility Charges	1,672	2,471	2,471	2,786	2,786	2,786	315
3517	ADA ISF Charges	0	3,494	3,494	4,778	4,778	4,778	1,284
3559	Deferred Maintenance	11,624	15,000	(16)	0	0	0	16
3928	Expenditure Reimbursement	42,421	20,000	26,971	20,000	20,000	20,000	(6,971)
3938	Taxes & Assesments	0	0	2,677	2,705	2,705	2,705	28
3940	Purchasing & Disposition Chg	408	779	779	2,553	2,553	2,553	1,774
Total Other Charges		**61,458**	**47,360**	**41,992**	**39,217**	**39,217**	**39,217**	**(2,775)**
Fixed Assets								
8771	Vehicle-Truck	0	0	0	32,000	32,000	32,000	32,000
8893	Boat Ramp	15,033	0	0	0	0	0	0
8962	Parks Improvements	1,239	0	0	0	0	0	0
Total Fixed Assets		**16,272**	**0**	**0**	**32,000**	**32,000**	**32,000**	**32,000**
Special Items								
Total Special Items		**0**	**0**	**0**	**0**	**0**	**0**	**0**
Total 713 Parks & Recreation		**806,880**	**908,723**	**776,294**	**913,438**	**913,438**	**913,438**	**137,144**
715 Bicycles & Trailways Program								
Services and Supplies								
2103	Clothing / Employee	0	0	325	100	100	100	(225)
2109	Household Expense	24	200	826	400	400	400	(426)
2112	Maintenance-Equipment	2,713	3,500	4,241	3,500	3,500	3,500	(741)
2113	Maintenance-Structures	2,429	5,000	1,394	4,000	4,000	4,000	2,606
2116	Postage	64	0	0	0	0	0	0
2117	Office Expense	302	300	16	100	100	100	84
2118	Professional & Special Service	10,902	29,200	7,044	31,527	31,527	31,527	24,483
2122	Minor Equipment	517	1,500	4,419	2,000	2,000	2,000	(2,419)
2123	Special Departmental Expense	369	200	1,166	1,000	1,000	1,000	(166)
2350	Safety Related Expenses	168	0	0	0	0	0	0
Total Services and Supplies		**17,488**	**39,900**	**19,431**	**42,627**	**42,627**	**42,627**	**23,196**

Object		2017-18 Actual	2018-19 Adopted	2018-19 Actual	2019-20 Request	2019-20 Recommended	2019-20 Proposed	Increase (Decrease)
Other Charges								
3137	Central Services Charges	731	731	0	0	0	0	0
3928	Expenditure Reimbursement	56,507	45,000	42,320	40,000	40,000	40,000	(2,320)
3940	Purchasing & Disposition Chg	29	39	39	588	588	588	549
Total Other Charges		**57,267**	**45,770**	**42,359**	**40,588**	**40,588**	**40,588**	**(1,771)**
Fixed Assets								
8939	Hammond Trail Bridge Repair	0	10,000	0	0	0	0	0
8945	ANNIE & MARY TRAIL	53,135	5,000	407	5,000	5,000	5,000	4,593
8946	Humboldt Bay Trail	676,934	750,000	243,275	2,385,000	2,385,000	2,385,000	2,141,725
8947	Manila Bikepath	98,679	210,000	68,936	155,000	155,000	155,000	86,064
Total Fixed Assets		**828,748**	**975,000**	**312,618**	**2,545,000**	**2,545,000**	**2,545,000**	**2,232,382**
Special Items								
Total Special Items		**0**	**0**	**0**	**0**	**0**	**0**	**0**
Other Financing Uses								
9108	Interfund ExpenditureCost Plan	0	0	0	7,226	7,226	7,226	7,226
Total Other Financing Uses		**0**	**0**	**0**	**7,226**	**7,226**	**7,226**	**7,226**
Total 715 Bicycles & Trailways Program		**903,503**	**1,060,670**	**374,408**	**2,635,441**	**2,635,441**	**2,635,441**	**2,261,033**
716 McKay Community Forest								
Salaries & Employee Benefits								
Total Salaries & Employee Benefits		**0**	**0**	**0**	**0**	**0**	**0**	**0**
Services and Supplies								
2112	Maintenance-Equipment	127	500	0	200	200	200	200
2113	Maintenance-Structures	0	0	84	100	100	100	16
2116	Postage	20	50	5	0	0	0	(5)
2117	Office Expense	1	100	43	200	200	200	157
2118	Professional & Special Service	29,621	70,000	6,684	80,000	80,000	80,000	73,316
2120	Rents & Leases - Equipment	0	0	280	0	0	0	(280)
2122	Minor Equipment	0	500	1,279	2,000	2,000	2,000	721
2123	Special Departmental Expense	142	300	490	800	800	800	310

County of Humboldt
Schedule 9- Budget Unit Expenditure Detail
2019-20 Budget

Object		2017-18 Actual	2018-19 Adopted	2018-19 Actual	2019-20 Request	2019-20 Recommended	2019-20 Proposed	Increase (Decrease)
2125	Transportation & Travel	0	100	0	100	100	100	100
2317	Office Expense - Equipment	0	100	0	0	0	0	0
2350	Safety Related Expenses	0	200	0	0	0	0	0
Total Services and Supplies		**29,911**	**71,850**	**8,865**	**83,400**	**83,400**	**83,400**	**74,535**
Other Charges								
3928	Expenditure Reimbursement	58,612	40,000	48,977	35,000	35,000	35,000	(13,977)
3940	Purchasing & Disposition Chg	0	13	13	31	31	31	18
Total Other Charges		**58,612**	**40,013**	**48,990**	**35,031**	**35,031**	**35,031**	**(13,959)**
Fixed Assets								
8017	Land	0	0	0	1,350,000	1,350,000	1,350,000	1,350,000
8613	Parking Lot	186,033	0	53,839	0	0	0	(53,839)
8944	McKay Trail	0	25,000	0	10,000	10,000	10,000	10,000
Total Fixed Assets		**186,033**	**25,000**	**53,839**	**1,360,000**	**1,360,000**	**1,360,000**	**1,306,161**
Total 716 McKay Community Forest		**274,556**	**136,863**	**111,694**	**1,478,431**	**1,478,431**	**1,478,431**	**1,366,737**
888 General Purpose Revenue								
Other Charges								
3344	Negative Interest Expense	9,465	0	18,139	0	0	0	(18,139)
Total Other Charges		**9,465**	**0**	**18,139**	**0**	**0**	**0**	**(18,139)**
Special Items								
9341	A-87 Charges	(3,010,814)	(3,144,542)	0	(3,649,703)	(3,649,703)	(3,649,703)	(3,649,703)
Total Special Items		**(3,010,814)**	**(3,144,542)**	**0**	**(3,649,703)**	**(3,649,703)**	**(3,649,703)**	**(3,649,703)**
Other Financing Uses								
9102	Transfer Out	0	0	0	14,876,757	14,876,757	14,876,757	14,876,757
Total Other Financing Uses		**0**	**0**	**0**	**14,876,757**	**14,876,757**	**14,876,757**	**14,876,757**
Total 888 General Purpose Revenue		**(3,001,349)**	**(3,144,542)**	**18,139**	**11,227,054**	**11,227,054**	**11,227,054**	**11,208,915**
889 Measure Z General Purpose Reve								
Other Financing Uses								

Object		2017-18 Actual	2018-19 Adopted	2018-19 Actual	2019-20 Request	2019-20 Recommended	2019-20 Proposed	Increase (Decrease)
9102	Transfer Out	0	0	0	164,271	164,271	164,271	164,271
Total Other Financing Uses		**0**	**0**	**0**	**164,271**	**164,271**	**164,271**	**164,271**
Total 889 Measure Z General Purpose Reve		**0**	**0**	**0**	**164,271**	**164,271**	**164,271**	**164,271**
910 Transportation Services								
Other Charges								
3701	Humboldt Transit Authority	762,017	792,489	792,498	808,348	808,348	808,348	15,850
3702	Eureka Transit & Dial-A-Ride	362,475	342,288	354,039	227,114	227,114	227,114	(126,925)
3706	New T D A Exchange	462,630	200,000	200,000	200,000	200,000	200,000	0
3707	Tish Non Village Transit	183,430	177,873	177,873	0	0	0	(177,873)
3708	New Southern Humboldt Service	200,000	540,685	540,685	556,906	556,906	556,906	16,221
3711	Old Arcata Road	0	35,000	35,000	10,000	10,000	10,000	(25,000)
3714	DialARide/Lift-Arcata & McK	81,263	81,815	81,263	65,765	65,765	65,765	(15,498)
3715	Willow Creek Extension Route	267,351	267,351	267,351	272,698	272,698	272,698	5,347
3716	K-T Net	88,074	106,724	93,419	108,325	108,325	108,325	14,906
3719	Humboldt Senior Resource Cente	46,288	46,982	46,982	47,687	47,687	47,687	705
3720	Adult Day Health Care	39,955	40,554	0	41,162	41,162	41,162	41,162
Total Other Charges		**2,493,483**	**2,631,761**	**2,589,110**	**2,338,005**	**2,338,005**	**2,338,005**	**(251,105)**
Special Items								
Total Special Items		**0**	**0**	**0**	**0**	**0**	**0**	**0**
Total 910 Transportation Services		**2,493,483**	**2,631,761**	**2,589,110**	**2,338,005**	**2,338,005**	**2,338,005**	**(251,105)**
990 Reserve for Contingencies								
Services and Supplies								
2010	Contingencies-Co General Fund	0	3,085,218	0	3,000,000	2,039,212	2,039,212	2,039,212
Total Services and Supplies		**0**	**3,085,218**	**0**	**3,000,000**	**2,039,212**	**2,039,212**	**2,039,212**
Total 990 Reserve for Contingencies		**0**	**3,085,218**	**0**	**3,000,000**	**2,039,212**	**2,039,212**	**2,039,212**
991 Centers for Advancement								
Salaries & Employee Benefits								
Total Salaries & Employee Benefits		**0**	**0**	**0**	**0**	**0**	**0**	**0**

County of Humboldt
Schedule 9- Budget Unit Expenditure Detail
2019-20 Budget

Object	2017-18 Actual	2018-19 Adopted	2018-19 Actual	2019-20 Request	2019-20 Recommended	2019-20 Proposed	Increase (Decrease)
Other Charges							
Total Other Charges	**0**	**0**	**0**	**0**	**0**	**0**	**0**
Total 991 Centers for Advancement	**0**	**0**	**0**	**0**	**0**	**0**	**0**

COUNTY OF HUMBOLDT
The Home of the Redwoods